

# HILLSBOROUGH COUNTY

## PROPOSED COMMUNITY TRANSPORTATION PLAN

Presented to  
**Board of County Commissioners**  
**April 06, 2016**

# Community Transportation Plan

## The Plan outcomes

- Improve quality of life in our community
- Expand mobility choices and
- Increase our competitiveness for job creation

# Community Transportation Plan

The Plan provides for

- Safety improvements
- Congestion relief
- Expanded and enhanced transit options
- Maintenance of infrastructure

# Community Allocation First 10 Years

*Based on 1/2 percent Sales Tax*

Jurisdictions	First 10 Year Funding Distribution	
HART	\$294 Million	25%
Hillsborough County*	\$649 Million	55%
City of Plant City	\$20 Million	2%
City of Tampa	\$198 Million	17%
City of Temple Terrace	\$14 Million	1%
TOTAL	\$1.17 Billion	100%

\* Total unfunded needs \$906 million

# Community Needs First 10 Years

## *Summary (in millions)*

Project Type	Safety <i>½ Percent Revenue</i>	Congestion Relief <i>½ Percent Revenue</i>	Transit <i>½ Percent Revenue</i>	Maintenance <i>½ Percent Revenue</i>	Maintenance <i>Gen. Fund Revenue</i>
HART	-	-	\$294	-	
Unincorporated Hillsborough County	\$176.4	\$324.5	\$145.0	-	\$259.0
City of Plant City	\$1.0	\$6.7	-	\$12.4	
City of Tampa	\$19.7	\$50.7	\$89.8	\$42.5	
City of Temple Terrace	\$0.5	\$10.3	-	\$3.6	
TOTAL	\$197.6	\$392.2	\$525.8	\$58.5	
Percent	16.8%	33.4%	44.8%	5.0%	

# Maintenance Backlog

*Unincorporated Hillsborough County*

Program	Required Funding
Resurfacing	\$80 million
Bridges	\$32.5 million
Sidewalks	\$12.5 million
Total	\$125 million

# Annual On-Going Maintenance Needs

*Unincorporated Hillsborough County*

Program	FY 16 (Programmed)	Required Funding	Annual Total
Resurfacing	\$12.65 million	\$7.35 million	\$20 million
Bridges	\$0.4 million	\$1.6 million	\$2.0 million
Sidewalks	\$0.55 million	\$0.95 million	\$1.5 million

# Safety Needs – First 10 Years

*Intersections, Signals, New Sidewalks, Schools Traffic Circulation for Schools*

- Unincorporated Safety Needs \$201 Million / 10 years
  - 23 New and Improved Signals
  - 45 Intersections Improvements
  - 290,000 Linear feet of sidewalk
- Up to 59% reduction in crashes expected
- Up to 56% reduction in traffic delays

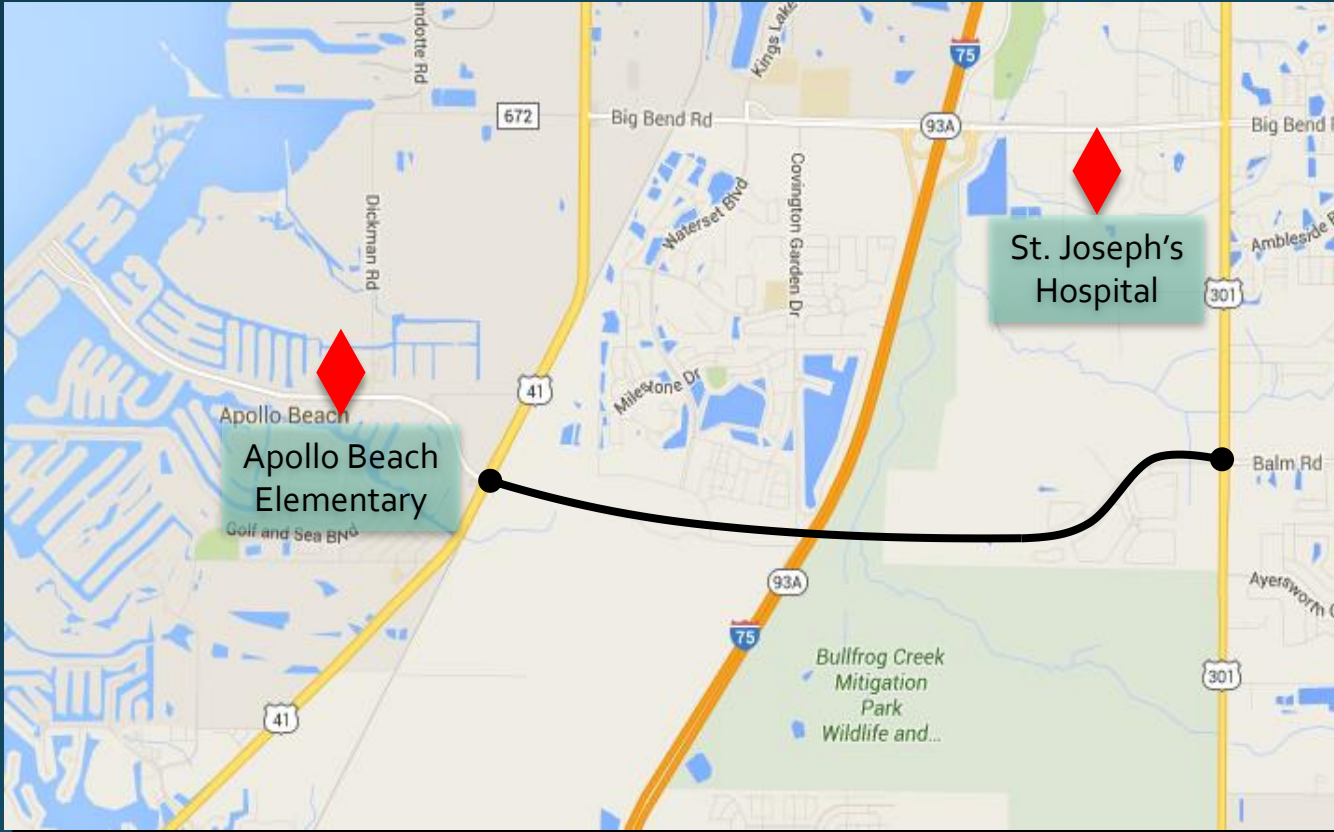


# Congestion Relief Needs First 10 Years

## *Technology, New Roads and Widening, and Complete Streets*

- Unincorporated County needs \$345 Million / 10 years
- Capacity Improvements to Apollo Beach Boulevard Extension, Lithia Pinecrest, Citrus Park Extension
  - Reduce overall congestion on arterial roads by nearly 3% over 25 years
  - Reduce overall congestion on collector roads over 4% over 25 years

# APOLLO BEACH BLVD. EXTENSION



## TRAVEL TIMES

AM peak hour

with: 16 min

without: 22 min

-6 min; 27.3% reduction

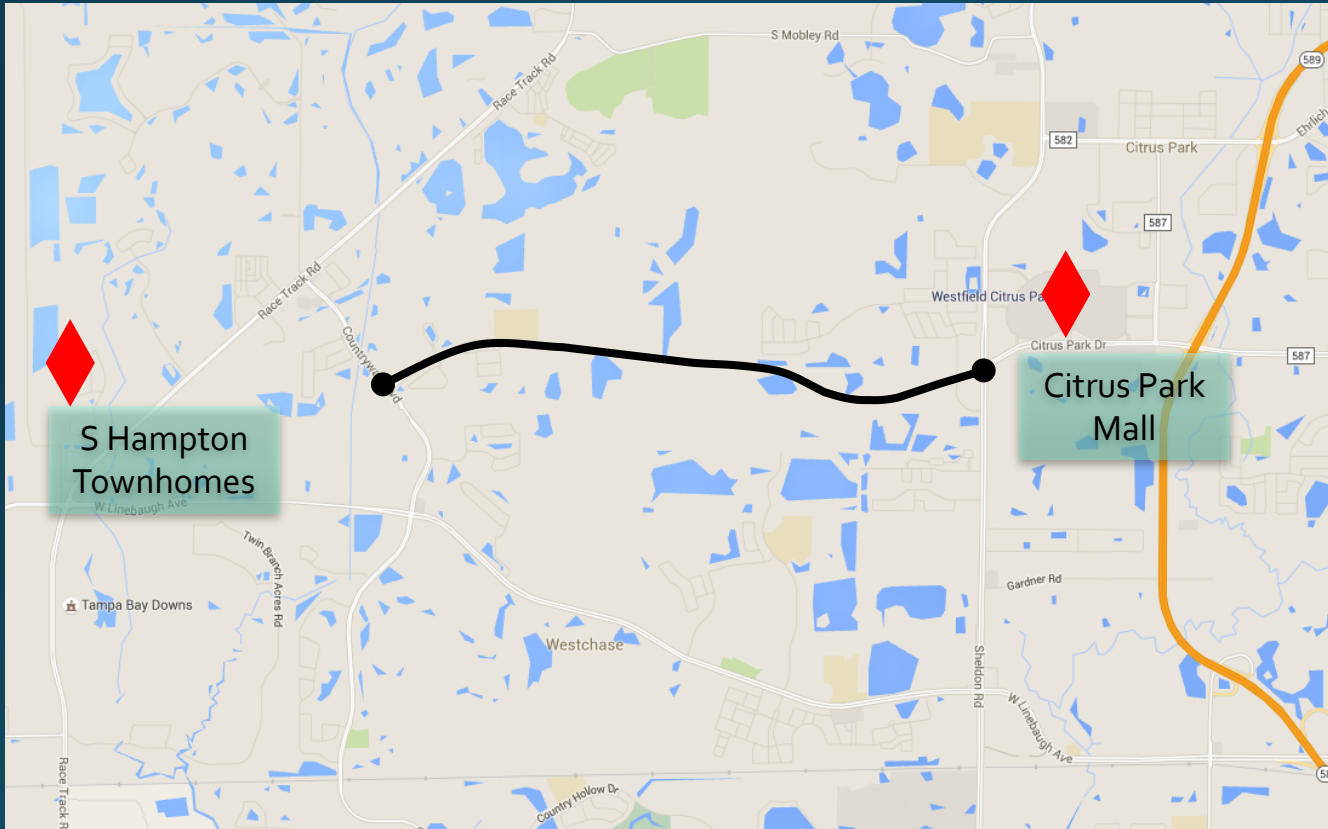
PM peak hour

with: 15.1 min

without: 19.1 min

-4 min; 20.8% reduction

# CITRUS PARK DRIVE EXTENSION



## TRAVEL TIMES

AM peak hour

with: 13 min

without: 15 min

-2 min; 15.5% reduction

PM peak hour

with: 12 min

without: 18.2 min

-6.2 min; 33.9% reduction

# LITHIA PINECREST WIDENING



## TRAVEL TIMES

AM peak hour

with: 49.5 min

without: 56.5 min

-7 min; 12.3% reduction

PM peak hour

with: 27.3 min

without: 29.3 min

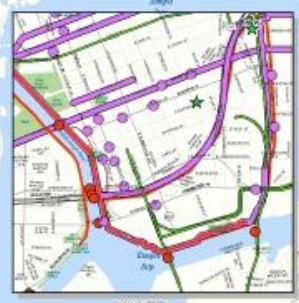
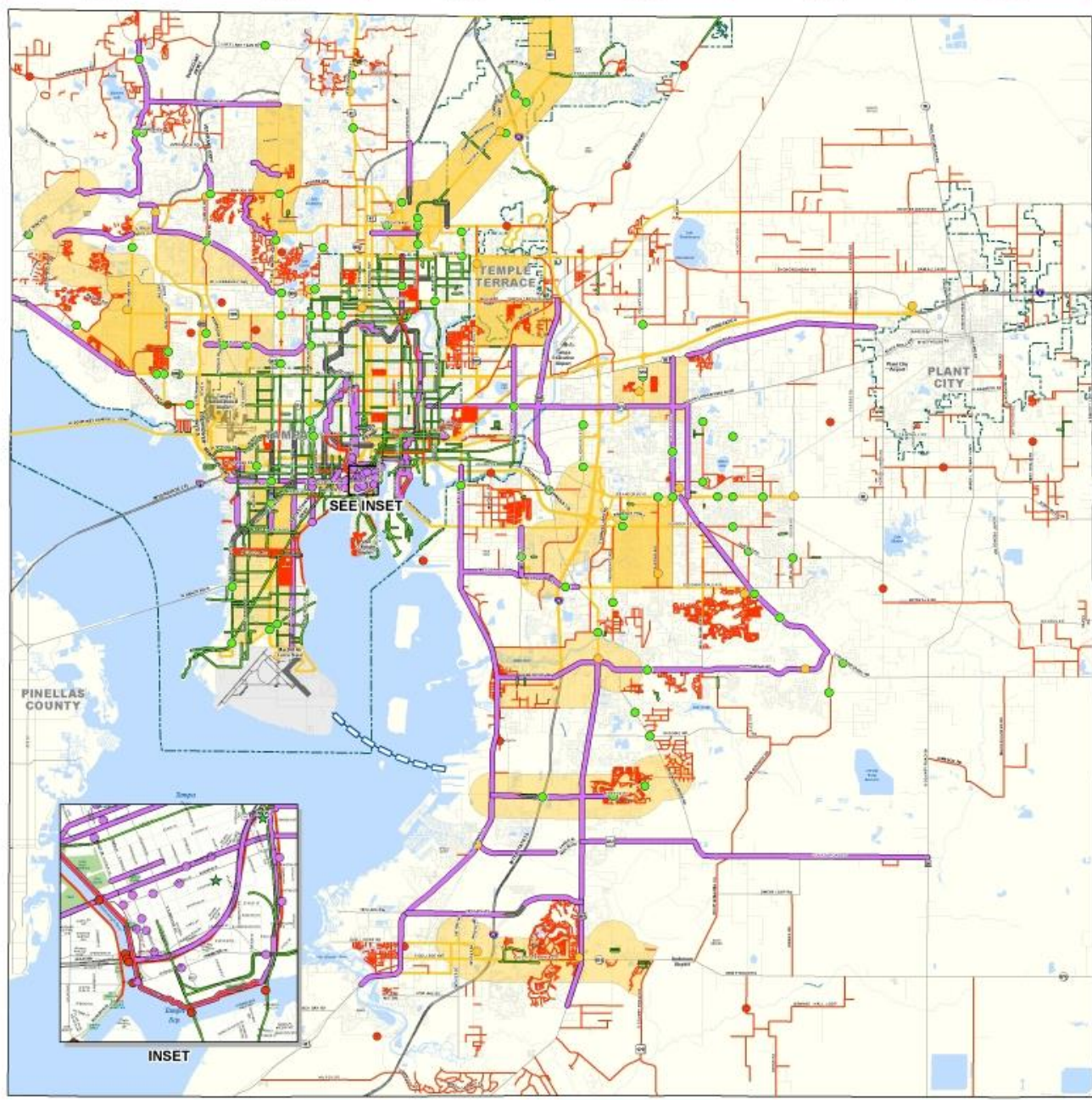
-2 min; 6.8% reduction

# Community Transportation Plan First 10 Years



## Legend

- |                          |                |
|--------------------------|----------------|
| <b>MAINTENANCE</b>       | <b>SAFETY</b>  |
|                          |                |
| <b>WATER FERRY</b>       | <b>TRANSIT</b> |
|                          |                |
| <b>CONGESTION RELIEF</b> |                |
|                          |                |



NOTE: Every reasonable effort has been made to ensure the accuracy of this map. Hillsborough County does not assume any liability arising from use of this map. THIS MAP IS PROVIDED WITHOUT WARRANTY OF ANY KIND, either expressed or implied, including but not limited to, the implied warranties of MERCHANTABILITY and FITNESS FOR A PARTICULAR PURPOSE.

DISCLAIMER: This map has been prepared for the convenience of the property owners within Hillsborough County and is compiled from recorded deeds, plats, and other public records. It has been based on BEST AVAILABLE data.

Users of this map are hereby notified that the information contained herein is intended for informational purposes only and should be considered for use only as a reference and not as a contract.

601 E Kennedy Blvd  
Tampa, FL 33602  
(813) 635-5480  
printroom@hillsboroughcounty.org



R 17 E

R 18 E

R 19 E

R 20 E

R 21 E

R 22 E

T 27 S

T 28 S

T 29 S

T 30 S

T 31 S

T 32 S

T 27 S

T 28 S

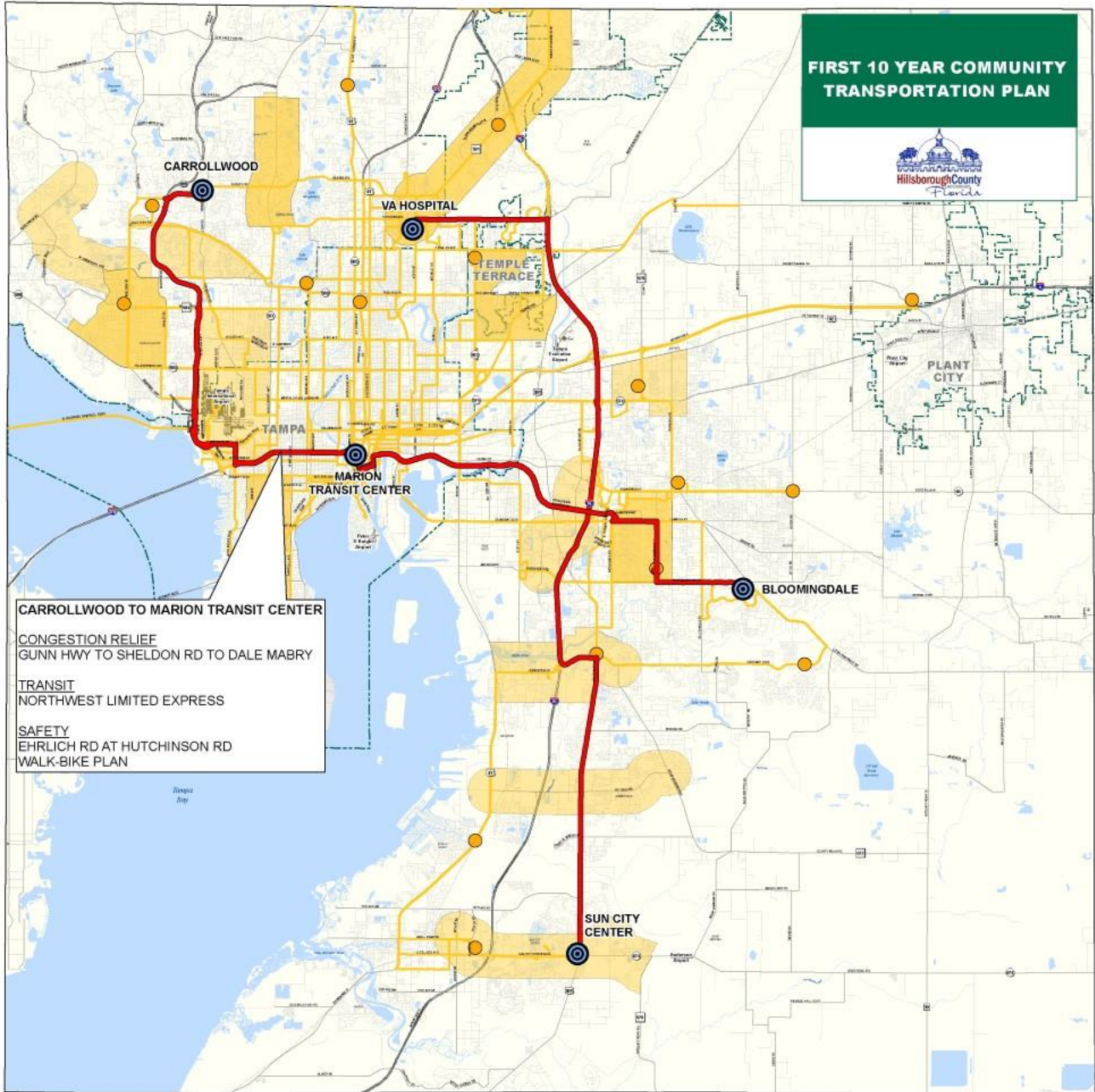
T 29 S

T 30 S

T 31 S

T 32 S

# FIRST 10 YEAR COMMUNITY TRANSPORTATION PLAN



**CARROLLWOOD TO MARION TRANSIT CENTER**

**CONGESTION RELIEF**  
GUNN HWY TO SHELDON RD TO DALE MABRY

**TRANSIT**  
NORTHWEST LIMITED EXPRESS

**SAFETY**  
EHRlich RD AT HUTCHINSON RD  
WALK-BIKE PLAN

R 17 E

R 18 E

R 19 E

R 20 E

R 21 E

R 22 E



# Community Transportation Plan

Safety • Congestion Relief • Transit • Maintenance



## Vision

1.8 million people

10 Year Plan



10 Year Plan



10 Year Plan



# Community Transportation Plan Beyond 10 Years Transit



## Legend

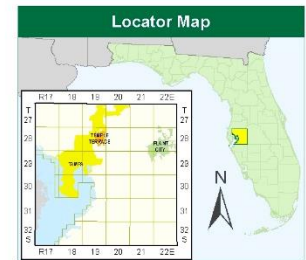
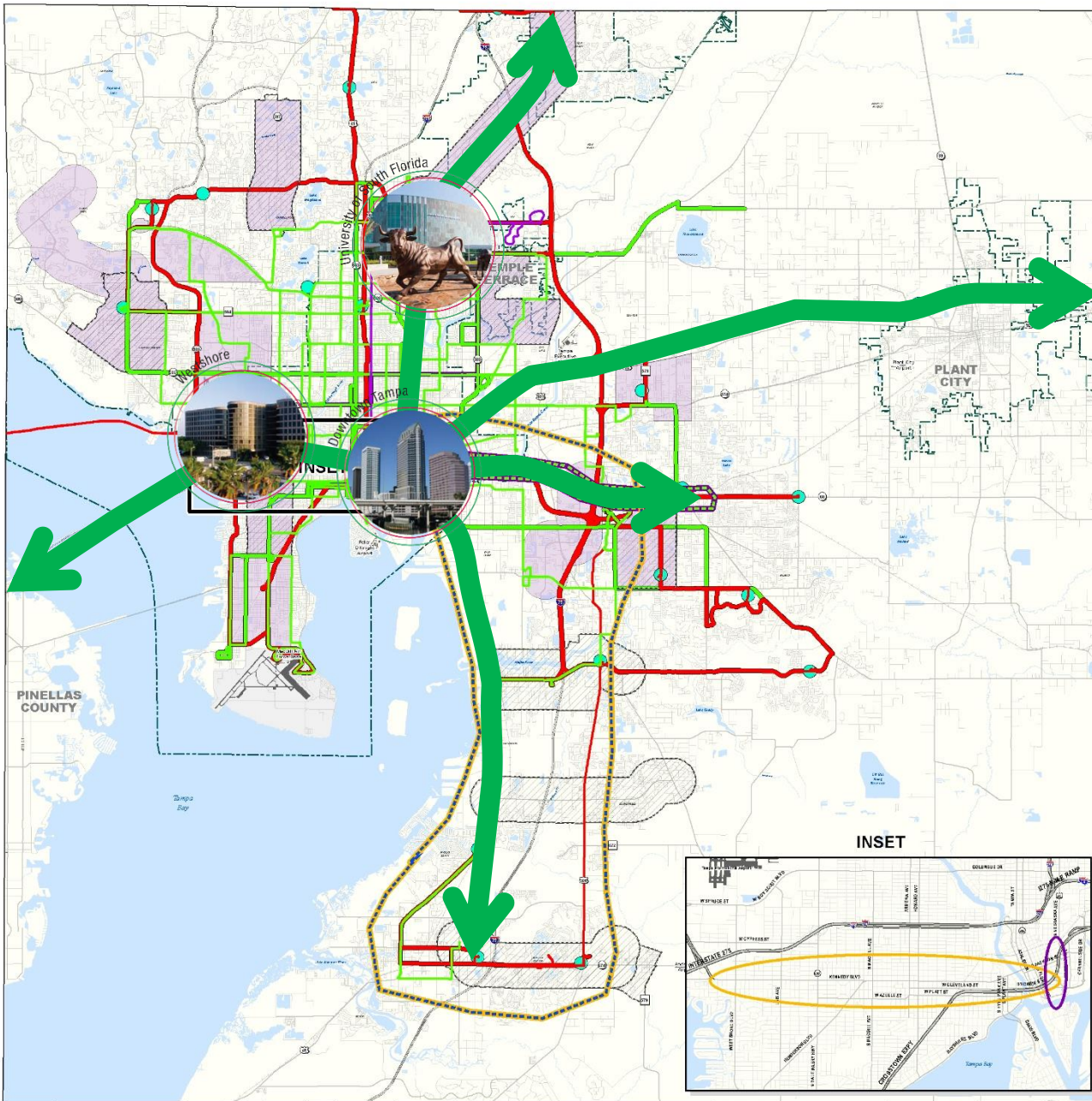
### Status Quo

- Metro Rapid
- Express Routes
- Local Routes
- Flex Zones
- Park-n-Ride

### Vision

- Metro Rapid
- Express Routes
- Local Routes
- Vision Flex Zones
- Rail Project - Downtown Tampa to Tampa International Airport
- Streetcar Extension & Modernization
- South County BRT
- Brandon BRT

## Premium Transit



NOTE: Every reasonable effort has been made to ensure the accuracy of this map. Hillsborough County does not assume any liability arising from use of this map. THIS MAP IS PROVIDED WITHOUT WARRANTY OF ANY KIND, OTHER THAN AS TO THE ACCURACY, REASONABLE, RECORDING, BUT NOT LIMITED TO, THE IMPLIED WARRANTIES OF MERCHANTABILITY AND FITNESS FOR A PARTICULAR PURPOSE.

SOURCE: This map has been prepared for the inventory of real property located within Hillsborough County and is compiled from recorded deeds, plats, and other public records. It has been based on BEST AVAILABLE data.

Users of this map are hereby notified that the information is public information and should be disseminated to the public for verification of the information contained on this map.

801 E Kennedy Blvd  
Tampa, FL 33602  
(813) 636-6400  
printroom@hillsboroughcounty.org



R 17 E R 18 E R 19 E R 20 E R 21 E R 22 E

T 27 S

T 28 S

T 29 S

T 30 S

T 31 S

T 32 S

T 27 S

T 28 S

T 29 S

T 30 S

T 31 S

T 32 S

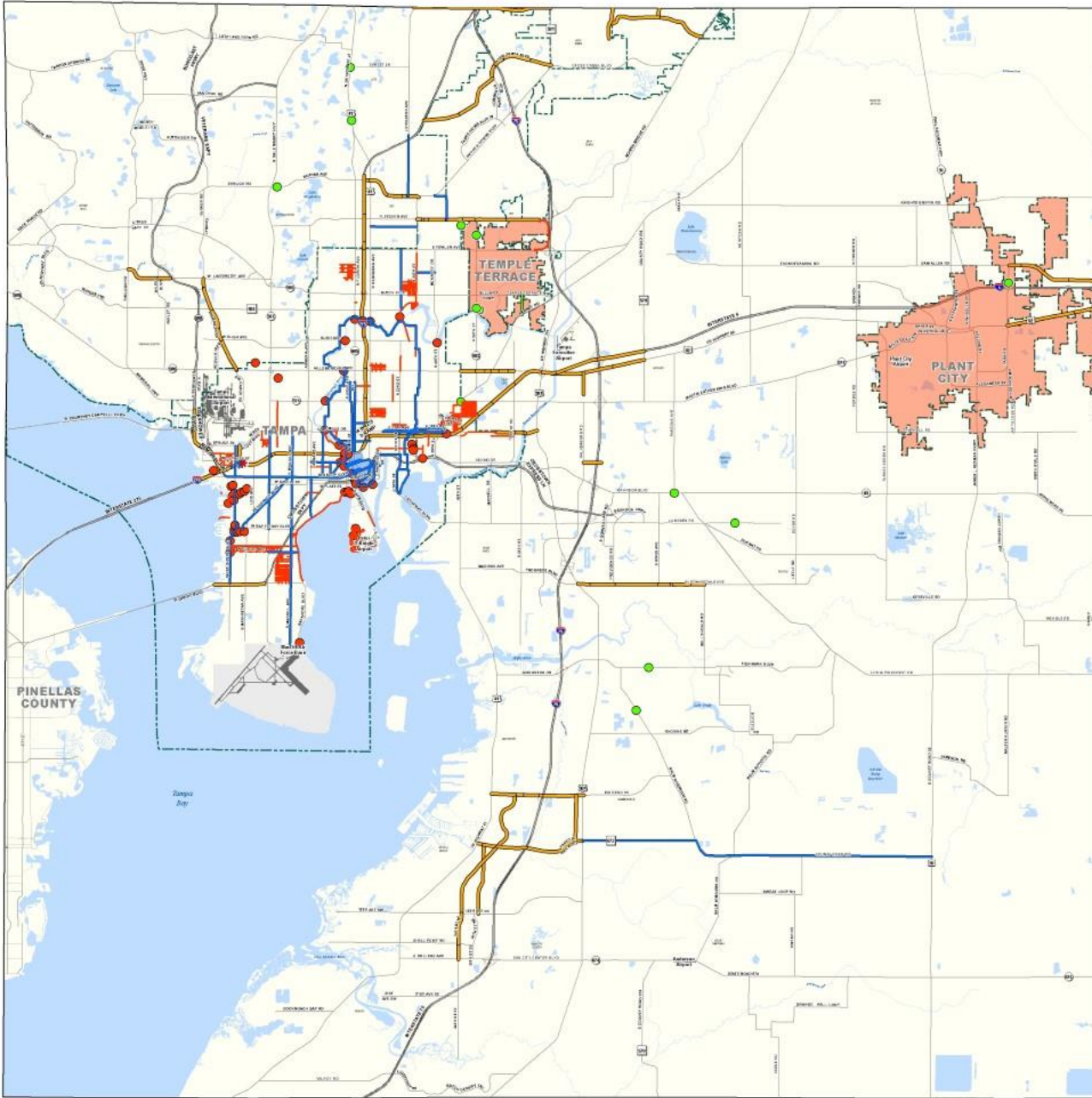
R 17 E R 18 E R 19 E R 20 E R 21 E R 22 E

# Community Transportation Plan Beyond 10 Years Non-Transit



### Legend

- MAINTENANCE**
- Red circle
- Red line
- SAFETY**
- Green circle
- CONGESTION RELIEF**
- Blue line
- WESTSHORE INTERNODAL CENTER**
- Star
- 2040 COST AFFORDABLE CAPACITY IMPROVEMENTS**
- Orange line
- CONGESTION RELIEF**
- Blue line



NOTE: Every reasonable effort has been made to ensure the accuracy of this map. Hillsborough County does not assume any liability arising from use of this map. THIS MAP IS PROVIDED WITHOUT WARRANTY OF ANY KIND, either expressed or implied, including, but not limited to, the implied warranties of merchantability and fitness for a particular purpose.

SOURCE: The map has been prepared for the inventory of transportation facilities found within Hillsborough County and is compiled from recorded deeds, plats, and other public records. It has been based on BEST AVAILABLE DATA.

Users of this map are hereby notified that the above-referenced public information sources should be contacted for verification of the information contained on this map.

601 E Kennedy Blvd  
Tampa, FL 33602  
(813) 835-5400  
printroom@hillsboroughcounty.org



# Community Needs Years 11-20

*Based on 1/2 percent Sales Tax*

Jurisdiction	First 10 Year Funding Need	Years 11-20 Funding Need
HART	\$294 Million	\$294 Million
Hillsborough County	\$649 Million*	\$649 Million**
City of Plant City	\$20 Million	\$20 Million
City of Tampa	\$198 Million	\$198 Million
City of Temple Terrace	\$14 Million	\$14 Million
<b>TOTAL</b>	<b>\$1.17 Billion</b>	<b>\$1.17 Billion</b>

\* Total unfunded needs \$906 million

\*\* Total unfunded needs \$977 million

# Community Needs Second 10 Years

## *Summary (in millions)*

Project Type	Safety <i>½ Percent Revenue</i>	Congestion Relief <i>½ Percent Revenue</i>	Transit <i>½ Percent Revenue</i>	Maintenance <i>½ Percent Revenue</i>	Maintenance <i>Gen. Fund Revenue</i>
HART	\$294	-	-	-	
Unincorporated Hillsborough County	\$250.0	\$135.0	\$482.4	-	\$110.0
City of Plant City	-	\$5.9	-	\$14.3	
City of Tampa	-	\$5.7	\$161.7	\$30.7	
City of Temple Terrace	-	\$6.4	\$4.4	\$4.0	
TOTAL	\$544.0	\$153.0	\$648.5	\$49.0	
Percent	39.0%	11.0%	46.5%	3.5%	

## For Discussion - Proposed Timetable

# Community Transportation Plan Decision Making

Meeting Date		Content / Decision
April 6	BOCC Regular Meeting	<ul style="list-style-type: none"> <li>Staff Report: Review of Transportation Plan and Projects (no action requested)</li> </ul>
April 13	Workshop	<ul style="list-style-type: none"> <li>Review and determine final provisions of Mobility Fee Ordinance</li> <li>Set April 26 Public Hearing for Mobility Fee Ordinance and related ordinance amendments (Land Dev. Code, Comp Plan, Impact Fees)</li> <li>Set April 27 Public Hearing for Sales Tax Referendum Ordinance</li> </ul>
April 20	BOCC Regular Meeting	<ul style="list-style-type: none"> <li>Adoption of Transportation Plan Projects</li> </ul>
April 21	Budget Workshop	<ul style="list-style-type: none"> <li>FY 17 Projected Budget</li> <li>Transportation Funding Discussion and Decisions                             <ul style="list-style-type: none"> <li>Use of General Revenues for Maintenance &amp; Backlog</li> <li>Long-term Transportation Plan Funding Options</li> </ul> </li> </ul>
April 26	Public Hearing (evening)	<ul style="list-style-type: none"> <li>Mobility Fee Ordinance and related Ordinance amendments (Land Dev. Code, Comp Plan, Impact Fees) Public Comment and Adoption</li> </ul>
April 27	Public Hearing (evening)	<ul style="list-style-type: none"> <li>Sales Tax Ordinance Public Comment and Adoption</li> </ul>