

December 2022 – Economic Indicators Report

Hillsborough County Economic Development Department – Business Intelligence

HCFLGov.net/EconDev

Employment & Unemployment (Not Seasonally Adjusted)

Location	Labor Force	Employment	Unemployment Rate (December 2022)	Unemployment Rate (December 2021)
Hillsborough County	812,239	794,870	2.14%	2.70%
Tampa MSA	1,661,495	1,625,105	2.19%	2.72%
Florida	10,862,301	10,612,085	2.30%	3.15%
United States	166,178,000	159,713,000	3.89%	3.69%

Tampa MSA consists of Hernando, Hillsborough, Pasco, and Pinellas counties.

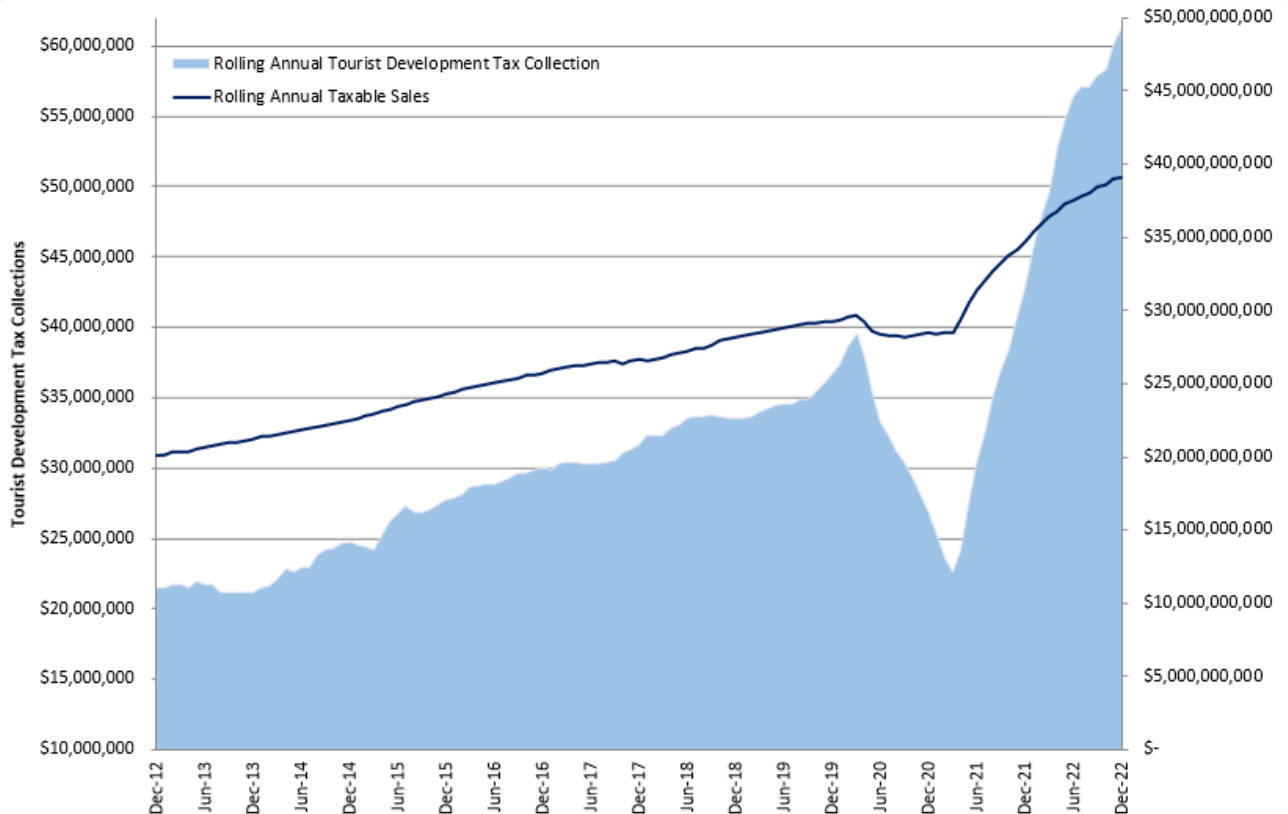
Home Sales

In December 2022, Hillsborough County had a total of **1,233** closed sales for single family homes. In December 2021, the total was 1,986 closed sales. That is a -37.9% increase in closed sales for single family homes.

In December 2022, Hillsborough County had a total of **357** closed sales for townhouses and condos. In December 2021, the total was 561 closed sales. That is a -36.4% increase in closed sales for townhouses and condos.

Airport Activity

Month	Domestic Passengers	International Passengers	Freight Cargo (in tons)	Freight Mail (in tons)
December 2022	1,813,738	97,072	21,606	451
December 2021	1,867,118	54,306	22,842	880
Annual % Change	-2.9%	78.8%	-5.4%	-48.7%



Tourist Development Tax Collections

\$4,917,819

Collected in December 2022

30%

Collections increase from December 2021

Consumer Price Index (Not Seasonally Adjusted)

Month	U.S. City Avg.	South Urban Avg., Size Class A
December 2022	299.17	295.38
December 2021	278.80	273.75
Annual % Change	6.4%	6.9%

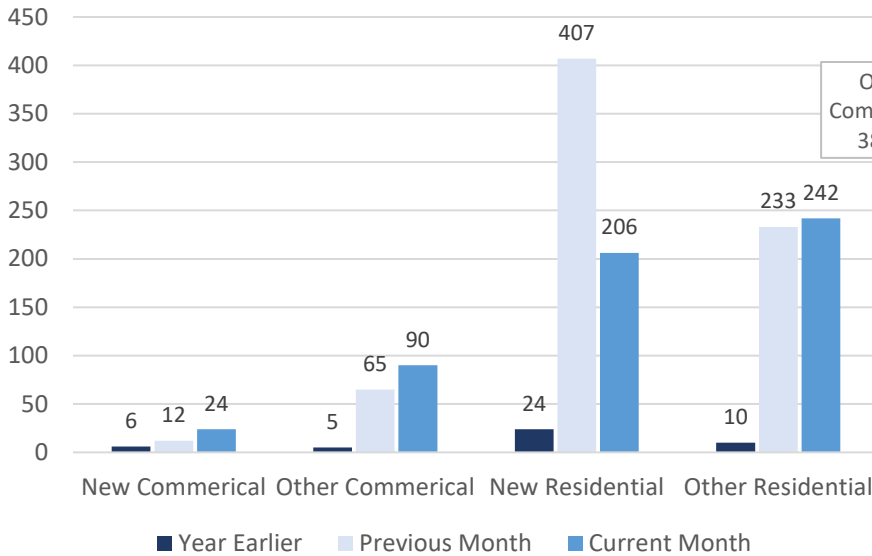
Hillsborough County Gross and Taxable Sales

Month	Gross Sales	Taxable Sales
December 2022	\$9,013,347,445	\$3,170,553,842
December 2021	\$8,920,247,918	\$3,029,759,133
Annual % Change	1.0%	4.6%

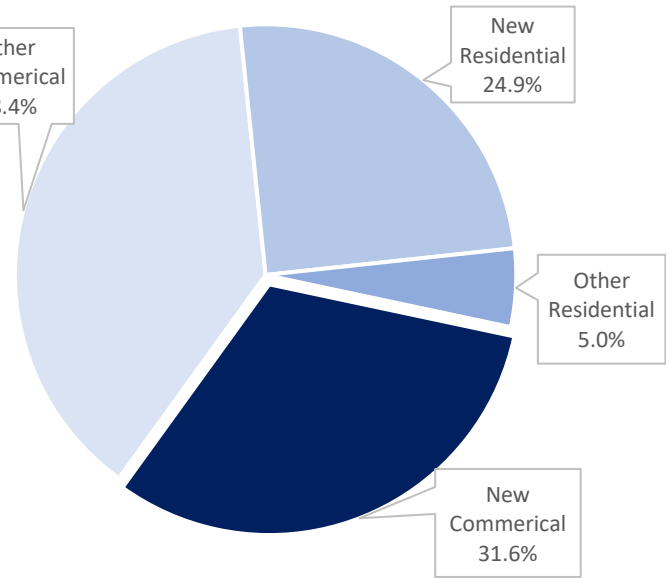
Questions? Feedback? We'd love to hear from you!

Call Hillsborough County Economic Development Department at (813) 272-5560 and ask for a member of the Business Intelligence team.

Permits Issued – December 2022



Permit Values – December 2022



There were **562** residential & commercial building permits issued in **December 2022**.
The total value of these permits is **\$278,936,235**. All permits are for unincorporated Hillsborough County.

Type	New Commercial	Annual % Change	Other Commercial	Annual % Change	New Residential	Annual % Change	Other Residential	Annual % Change
Permits	24	300%	90	1700%	206	758%	242	2320%
Value	\$88,205,134	121%	\$107,132,803	5607%	\$69,534,729	782%	\$14,063,569	2317%

Top 5 Kind Code Sales (Gross Sales)

Industry	December 2022	Annual % Change
Wholesale Dealers	\$1,761,698,907	-23.1%
Automotive Dealers (Sale & Lease), Tag Agencies & Tax Collectors	\$1,055,717,058	10.7%
General Miscellaneous Merchandise Stores	\$674,582,697	6.7%
Gasoline Service Stations	\$519,503,075	10.0%
Manufacturing	\$513,915,398	12.3%

Top 5 Kind Code Sales (Taxable Sales)

Industry	December 2022	Annual % Change
Automotive Dealers, Tag Agencies & Tax Collectors	\$621,448,799	7.9%
Restaurants, Lunchrooms, Catering Services	\$324,401,062	8.7%
General Miscellaneous Merchandise Stores	\$306,727,971	0.3%
Lease or Rental of Commercial Real Property	\$270,615,574	6.6%
Wholesale Dealers	\$196,862,439	10.5%

Top 5 Year-over-Year Growth (Gross Sales)Ⓢ

Industry	December 2022	Annual % Change
Gifts, Cards, Novelty, Hobby, Crafts & Toy Stores	\$43,332,499	125.7%
Store & Office Equipment, Office Supplies	\$25,054,696	77.9%
Fuel Dealers, LP Gas Dealers	\$27,567,105	52.6%
Building Contractors	\$65,129,225	48.5%
Horse, Cattle & Pet Dealers	\$25,497,191	45.5%

Top 5 Year-over-Year Growth (Taxable Sales)Ⓢ

Industry	December 2022	Annual % Change
Sanitary & Industrial Supplies	\$18,445,909	86.4%
Gifts, Cards, Novelty, Hobby, Crafts & Toy Stores	\$11,995,722	41.0%
Repair of Tangible Personal Property	\$30,897,026	29.3%
Industrial Machinery	\$16,510,919	21.4%
Taxable Services (per Chapter 212, F.S.)	\$63,229,281	14.6%

ⓈFor kind codes with more than \$10 million in sales for the month.

All data is for December 2022 and Hillsborough County only, unless otherwise indicated.

Sources: Bureau of Labor Statistics, Greater Tampa Association of Realtors, Tampa International Airport, U.S. Census Bureau, Florida Department of Revenue.