

June 2020 – Economic Indicators Report

Hillsborough County Economic Development Department – Business Intelligence

HCFLGov.net/EconDev

Employment & Unemployment (Not Seasonally Adjusted)

Location	Labor Force	Employment	Unemployment Rate (June 2020)	Unemployment Rate (June 2019)
Hillsborough County	716,883	651,328	9.10%	3.39%
Tampa MSA	1,486,272	1,349,898	9.20%	3.47%
Florida	9,789,000	8,744,000	10.70%	3.49%
United States	160,883,000	142,811,000	11.20%	3.83%

Tampa MSA consists of Hernando, Hillsborough, Pasco, and Pinellas counties.

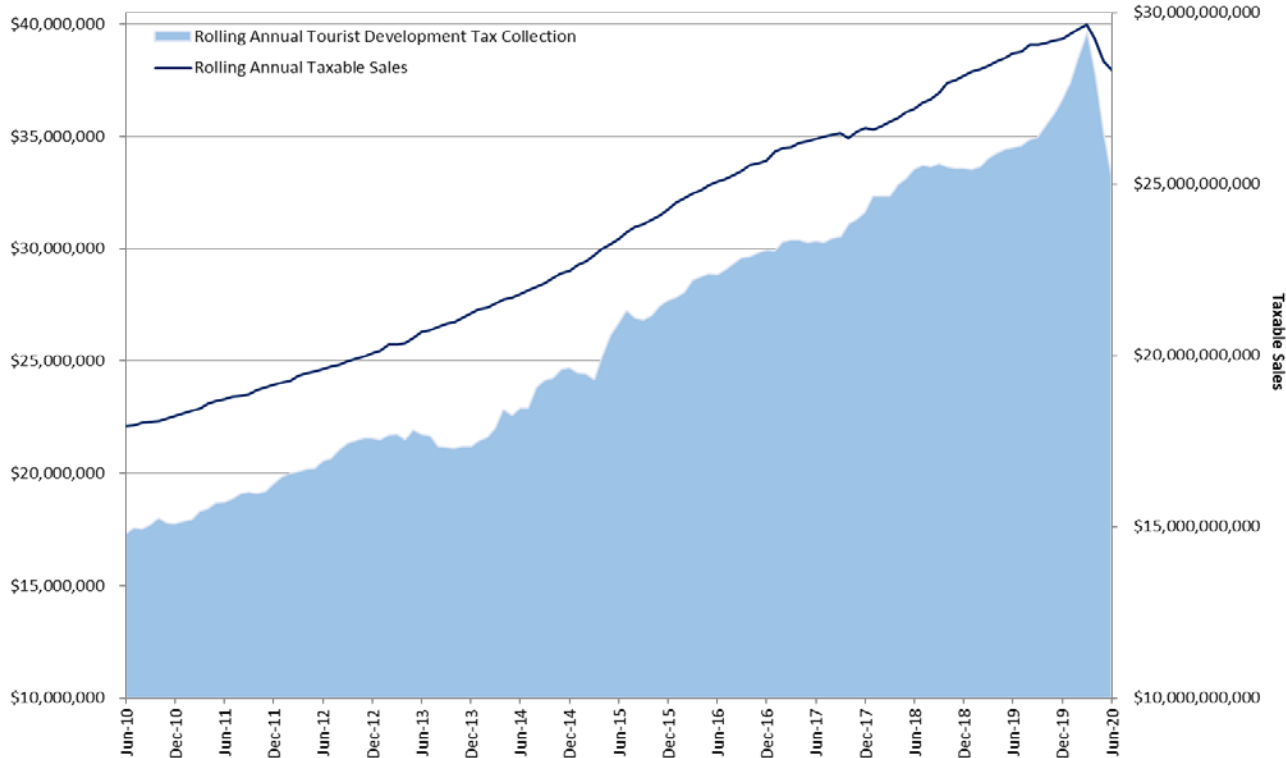
Home Sales

In June 2020, Hillsborough County had a total of **2,089** closed sales for single family homes. In June 2019, the total was 2,077 closed sales. That is a 0.6% increase in closed sales for single family homes.

In June 2020, Hillsborough County had a total of **626** closed sales for townhouses and condos. In June 2019, the total was 523 closed sales. That is a 19.7% increase in closed sales for townhouses and condos.

Airport Activity

Month	Domestic Passengers	International Passengers	Freight Cargo (in tons)	Freight Mail (in tons)
June 2020	488,691	0	21,944	868
June 2019	1,733,143	96,052	17,062	1,063
Annual % Change	-71.8%	-100.0%	28.6%	-18.3%



Tourist Development Tax Collections

\$884,948

Collected in
June 2020

-69.3%

Collections decrease
from June 2019

Consumer Price Index (Not Seasonally Adjusted)

Month	U.S. City Avg.	South Urban Avg., Size Class A
June 2020	257.80	251.97
June 2019	256.14	251.25
Annual % Change	0.6%	0.3%

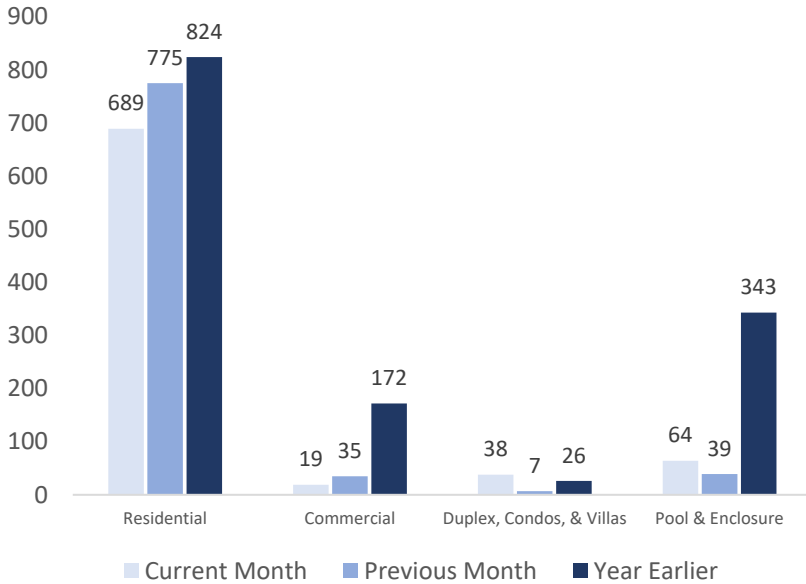
Hillsborough County Gross and Taxable Sales

Month	Gross Sales	Taxable Sales
June 2020	\$5,794,933,925	\$2,205,420,689
June 2019	\$6,709,429,473	\$2,459,442,101
Annual % Change	-13.6%	-10.3%

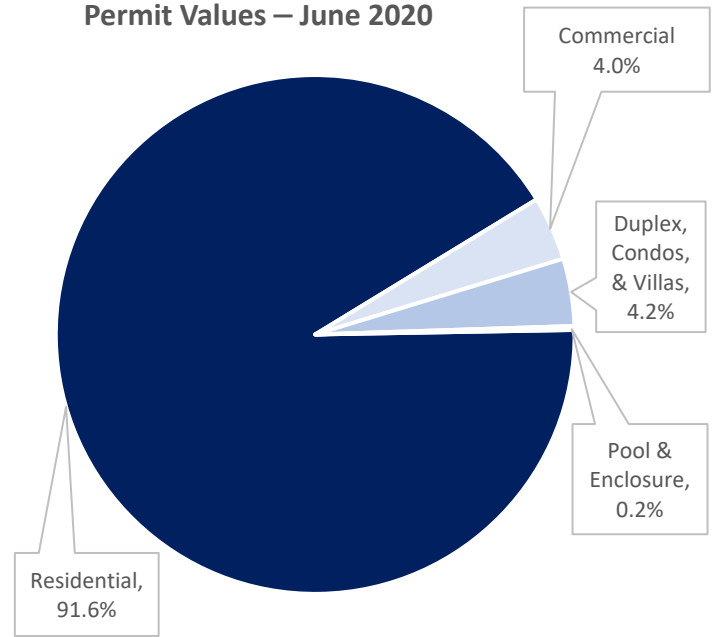
Questions? Feedback? We'd love to hear from you!

Call Hillsborough County Economic Development Department at (813) 272-7232 and ask for a member of the Business Intelligence team.

Permits Issued – June 2020



Permit Values – June 2020



There were **810** residential & commercial building permits issued in **June 2020**.
The total value of these permits is **\$237,900,148**. All permits are for unincorporated Hillsborough County.

Type	Residential	Annual % Change	Commercial	Annual % Change	Duplex, Condos, and Villas	Annual % Change	Pool & Enclosure	Annual % Change
Permits	689	-16.4%	19	-89.0%	38	46.2%	64	-81.3%
Value	\$217,816,959	-15.7%	\$9,524,764	-74.7%	\$9,980,346	42.3%	\$578,079	-93.5%

Top 5 Kind Code Sales (Gross Sales)

Industry	June 2020	Annual % Change
Wholesale Dealers	\$1,074,156,445	-22.1%
Automotive Dealers (Sale & Lease). Tag Agencies & Tax	\$683,950,890	-2.6%
General Miscellaneous	\$516,641,619	-6.2%
Merchandise Stores	\$386,858,906	3.3%
Manufacturing	\$368,976,863	14.0%

Top 5 Kind Code Sales (Taxable Sales)

Industry	June 2020	Annual % Change
Automotive Dealers (Sale & Lease). Tag Agencies & Tax	\$451,959,872	4.8%
General Miscellaneous	\$224,523,133	-9.7%
Merchandise Stores	\$204,691,819	-2.4%
Lease or Rental of Commercial Real Property	\$188,399,068	-26.8%
Restaurants, Lunchrooms, Catering Services	\$133,440,763	8.2%
Lumber and Other Building Materials Dealers		

Top 5 Year-over-Year Growth (Gross Sales)Ⓢ

Industry	June 2020	Annual % Change
Packaging Materials, Paper, Box. Bag Dealers	\$10,935,378	152.3%
Scrap Metal, Junk Yards, Salvaged Material	\$65,122,494	55.0%
Gifts, Cards, Novelty, Hobby, Crafts & Toy Stores	\$14,126,952	31.5%
Other Professional Services	\$110,126,582	20.8%
Food & Beverage Stores	\$368,976,863	14.0%

Top 5 Year-over-Year Growth (Taxable Sales)Ⓢ

Industry	June 2020	Annual % Change
Other Professional Services	\$39,417,742	304.7%
Communication, Telephone, Telegraph. Radio & Television	\$24,185,057	141.6%
Radio, Television, Consumer Electronics. Computers. Music	\$39,336,291	43.7%
Taxable Services (per Chapter 212, F.S.)	\$42,752,634	26.1%
Industrial Machinery	\$13,342,964	19.9%

ⓈFor kind codes with more than \$10 million in sales for the month.

All data is for June 2020 and Hillsborough County only, unless otherwise indicated.

Sources: Bureau of Labor Statistics, Greater Tampa Association of Realtors, Tampa International Airport, U.S. Census Bureau, Florida Department of Revenue.