

December 2019 – Economic Indicators Report

Hillsborough County Economic Development Department – Business Intelligence

HCFLGov.net/EconDev

Employment & Unemployment (Not Seasonally Adjusted)

Location	Labor Force	Employment	Unemployment Rate (December 2019)	Unemployment Rate (December 2018)
Hillsborough County	749,703	730,614	3.11%	2.55%
Tampa MSA	1,558,569	1,517,458	2.64%	3.22%
Florida	10,463,000	10,198,000	2.53%	3.32%
United States	164,007,000	158,504,000	3.36%	3.71%

Tampa MSA consists of Hernando, Hillsborough, Pasco, and Pinellas counties.

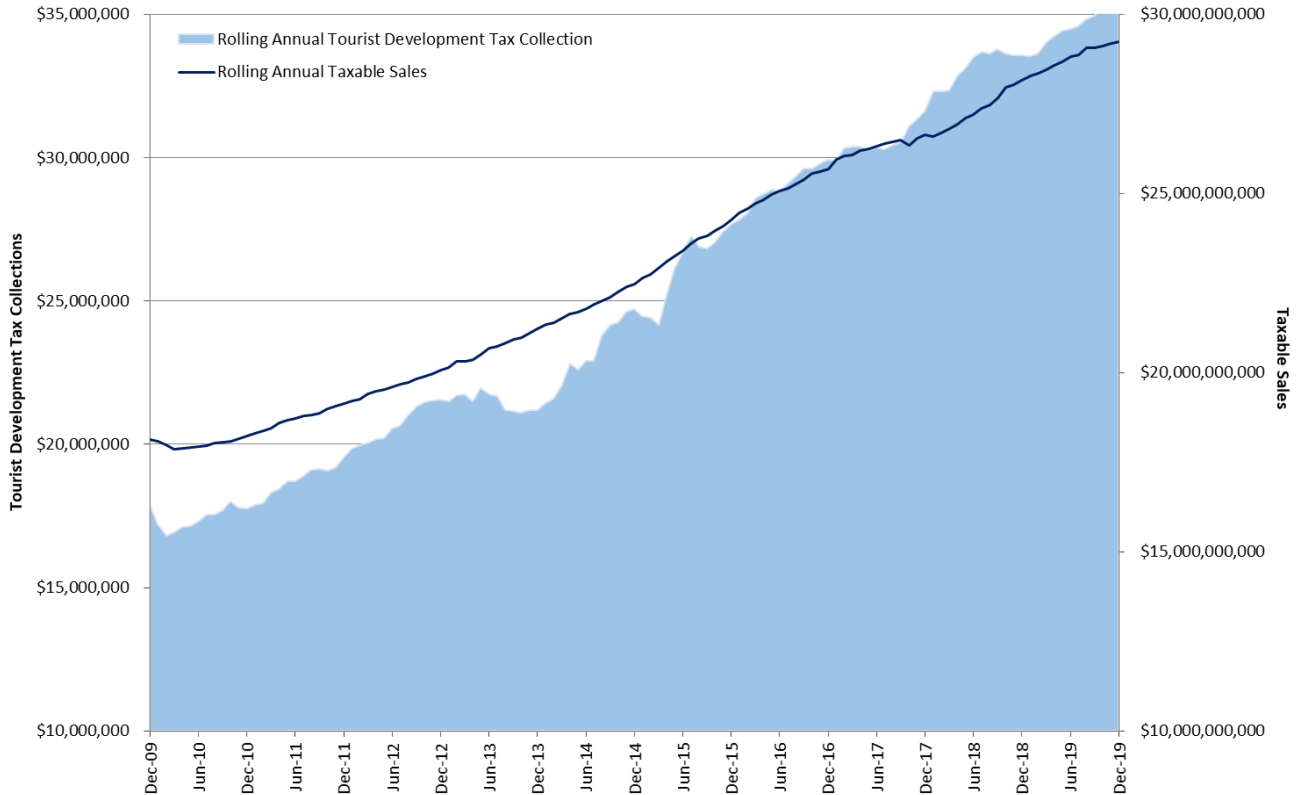
Home Sales

In December 2019, Hillsborough County had a total of **1,804** closed sales for single family homes. In December 2018, the total was 1,430 closed sales. That is a 26.2% increase in closed sales for single family homes.

In December 2019, Hillsborough County had a total of **469** closed sales for townhouses and condos. In December 2018, the total was 445 closed sales. That is a 5.4% increase in closed sales for townhouses and condos.

Airport Activity

Month	Domestic Passengers	International Passengers	Freight Cargo (in tons)	Freight Mail (in tons)
December 2019	2,039,445	111,981	23,079	687
December 2018	1,842,115	97,154	21,370	713
Annual % Change	10.7%	15.3%	8.0%	-3.7%



Consumer Price Index (Not Seasonally Adjusted)

Month	U.S. City Avg.	South Urban Avg., Size Class A
December 2019	256.97	252.05
December 2018	251.23	246.91
Annual % Change	2.3%	2.1%

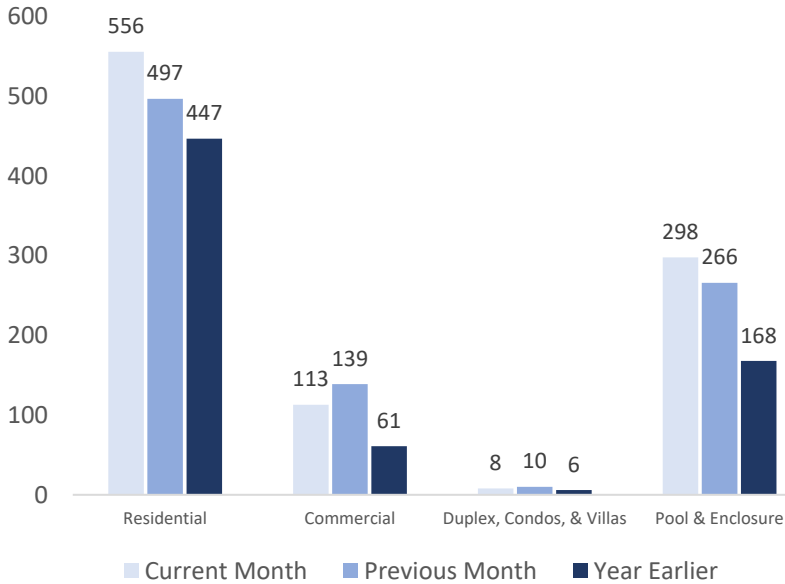
Hillsborough County Gross and Taxable Sales

Month	Gross Sales	Taxable Sales
December 2019	\$6,639,110,208	\$2,398,659,939
December 2018	\$6,239,392,019	\$2,342,657,489
Annual % Change	6.4%	2.4%

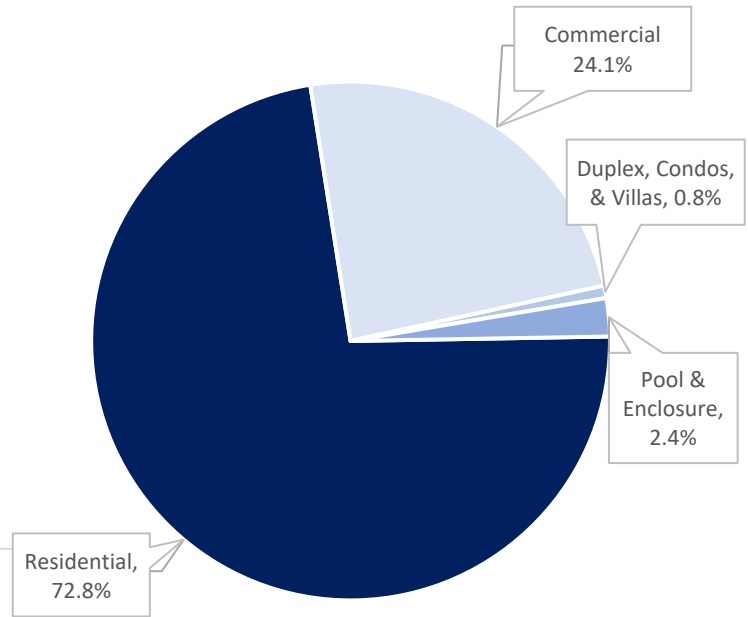
Questions? Feedback? We'd love to hear from you!

Call Hillsborough County Economic Development Department at (813) 272-7232 and ask for a member of the Business Intelligence team.

Permits Issued – December 2019



Permit Values – December 2019



There were **975** residential & commercial building permits issued in **December 2019**. The total value of these permits is **\$294,890,026**. All permits are for unincorporated Hillsborough County.

Type	Residential	Annual % Change	Commercial	Annual % Change	Duplex, Condos, and Villas	Annual % Change	Pool & Enclosure	Annual % Change
Permits	556	24.4%	113	85.2%	8	33.3%	298	77.4%
Value	\$214,656,068	41.8%	\$70,944,350	50.7%	\$2,290,679	45.8%	\$6,998,929	69.0%

Top 5 Kind Code Sales (Gross Sales)

Industry	December 2019	Annual % Change
Wholesale Dealers	\$1,298,986,014	-13.1%
Automotive Dealers (Sale & Lease). Tag Agencies & Tax	\$687,622,053	14.5%
General Miscellaneous	\$646,449,482	2.2%
Merchandise Stores	\$384,526,640	10.7%
Medical, Dental, Surgical, Optical & Related Professional	\$330,667,406	-5.4%
Lease or Rental of Commercial Real Property		

Top 5 Kind Code Sales (Taxable Sales)

Industry	December 2019	Annual % Change
Automotive Dealers (Sale & Lease). Tag Agencies & Tax	\$418,041,956	4.9%
General Miscellaneous	\$265,127,661	-5.3%
Merchandise Stores	\$250,561,927	5.2%
Restaurants, Lunchrooms, Catering Services	\$214,680,890	6.5%
Lease or Rental of Commercial Real Property	\$125,679,064	4.4%
Wholesale Dealers		

Top 5 Year-over-Year Growth (Gross Sales)Ⓢ

Industry	December 2019	Annual % Change
Scrap Metal, Junk Yards, Salvaged Material	\$65,389,243	83.1%
Other Professional Services	\$107,631,751	81.0%
Decorating, Painting, Papering, Drapery Installation	\$11,183,257	59.4%
Food & Beverage Stores	\$314,410,284	54.2%
Transportation, Railroads, Airlines, Bus, Trucking Lines	\$25,963,951	53.4%

Top 5 Year-over-Year Growth (Taxable Sales)Ⓢ

Industry	December 2019	Annual % Change
Communication, Telephone, Telegraph, Radio & Television	\$18,268,549	114.7%
Other Professional Services	\$15,614,212	69.8%
Food & Beverage Stores	\$107,127,897	40.7%
Scrap Metal, Junk Yards, Salvaged Material	\$11,292,125	18.7%
Farm Implements & Equipment Suppliers	\$13,112,990	17.7%

ⓈFor kind codes with more than \$10 million in sales for the month.

All data is for December 2019 and Hillsborough County only, unless otherwise indicated.

Sources: Bureau of Labor Statistics, Greater Tampa Association of Realtors, Tampa International Airport, U.S. Census Bureau, Florida Department of Revenue.