

## May 2019 – Economic Indicators Report

Hillsborough County Economic Development Department – Business Intelligence

[HCFLGov.net/EconDev](http://HCFLGov.net/EconDev)

### Employment & Unemployment (Not Seasonally Adjusted)

Location	Labor Force	Employment	Unemployment Rate (May 2019)	Unemployment Rate (May 2018)
Hillsborough County	740,059	717,919	2.99%	3.15%
Tampa MSA	1,541,092	1,493,730	3.07%	3.25%
Florida	10,366,000	10,047,000	3.08%	3.36%
United States	162,655,000	157,152,000	3.38%	3.56%

Tampa MSA consists of Hernando, Hillsborough, Pasco, and Pinellas counties.

### Home Sales

In May 2019, Hillsborough County had a total of **2,163** closed sales for single family homes. In May 2018, the total was 2,058 closed sales. That is a 5.1% increase in closed sales for single family homes.

In May 2019, Hillsborough County had a total of **637** closed sales for townhouses and condos. In May 2018, the total was 584 closed sales. That is a 9.1% increase in closed sales for townhouses and condos.

### Airport Activity

Month	Domestic Passengers	International Passengers	Freight Cargo (in tons)	Freight Mail (in tons)
May 2019	1,800,944	97,088	18,794	1,076
May 2018	1,738,147	82,389	17,140	1,344
Annual % Change	3.6%	17.8%	9.6%	(19.9%)

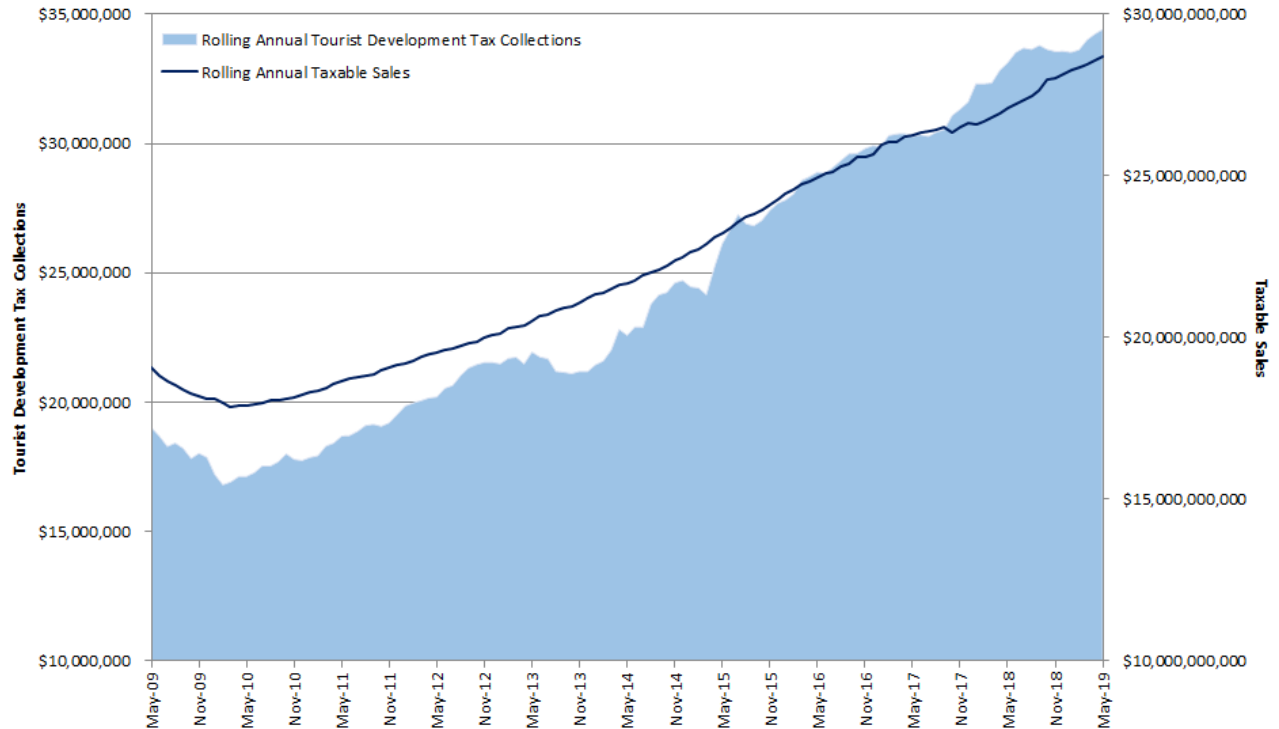
### Tourist Development Tax Collections

**\$3,278,557**

Collected in  
May 2019

**5.8%**

Collections increase  
from May 2018



### Consumer Price Index (Not Seasonally Adjusted)

Month	U.S. City Avg.	South Urban Avg., Size Class A
May 2019	256.920	251.949
May 2018	251.588	247.370
Annual % Change	2.1%	1.9%

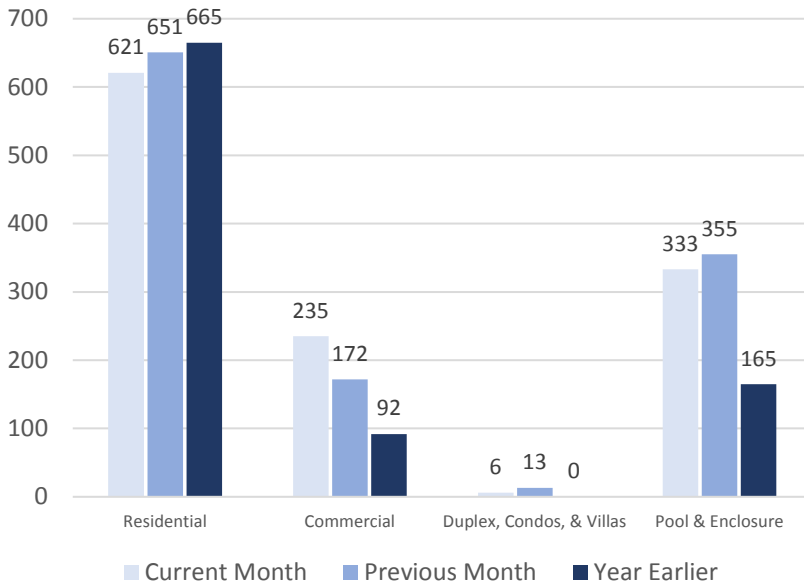
### Hillsborough County Gross and Taxable Sales

Month	Gross Sales	Taxable Sales
May 2019	\$6,631,455,836	\$2,426,488,148
May 2018	\$6,424,804,501	\$2,333,621,141
Annual % Change	3.2%	4.0%

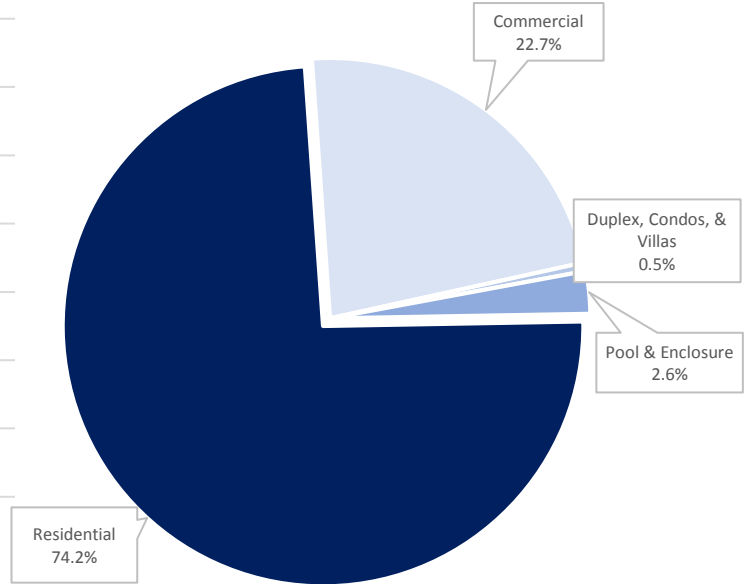
Questions? Feedback? We'd love to hear from you!

Call Hillsborough County Economic Development Department at (813) 272-7232 and ask for a member of the Business Intelligence team.

### Permits Issued – May 2019



### Permit Values – May 2019



There were **1,195** residential & commercial building permits issued in **May 2019**.  
The total value of these permits is **\$334,047,142**. All permits are for unincorporated Hillsborough County.

Type	Residential	Annual % Change	Commercial	Annual % Change	Duplex, Condos, and Villas	Annual % Change	Pool & Enclosure	Annual % Change
Permits	621	(6.6%)	235	155.4%	6	100.0%	333	101.8%
Value	\$247,743,598	6.2%	\$75,709,233	64.0%	\$1,788,086	100.0%	\$8,806,225	95.9%

#### Top 5 Kind Code Sales (Gross Sales)

Industry	May 2019	Annual % Change
Wholesale Dealers	\$1,394,692,797	10.5%
Automotive Dealers, Tag Agencies & Tax Collectors	\$658,245,530	3.6%
General Misc. Merchandise Stores	\$585,376,246	(7.7%)
Food & Beverage Stores	\$388,983,283	9.9%
Manufacturing	\$365,546,066	(1.5%)

#### Top 5 Kind Code Sales (Taxable Sales)

Industry	May 2019	Annual % Change
Automotive Dealers, Tag Agencies & Tax Collectors	\$423,299,710	3.6%
General Misc. Merchandise Stores	\$252,163,496	2.7%
Restaurants, Lunchrooms, Catering Services	\$250,410,303	(1.5%)
Lease or Rental of Commercial Real Property	\$204,749,092	8.0%
Wholesale Dealers	\$138,661,864	23.4%

#### Top 5 Year-over-Year Growth (Gross Sales)⓪

Industry	May 2019	Annual % Change
Industrial Machinery	\$64,017,484	67.1%
Building Contractors	\$61,559,329	54.9%
Horse, Cattle & Pet Dealers	\$25,229,796	47.1%
Veterinary Services	\$27,122,175	44.8%
Fuel Dealers, LP Gas Dealers	\$16,601,017	43.3%

#### Top 5 Year-over-Year Growth (Taxable Sales)⓪

Industry	May 2019	Annual % Change
Communication, Telephone, Telegraph, Radio & TV Stations	\$16,915,787	123.3%
Other Professional Services	\$13,096,387	54.2%
Used Merchandise Stores, Second-Hand Stores, Antique Shops	\$10,144,405	35.6%
Wholesale Dealers	\$138,661,864	23.4%
Taxable Services (per Chapter 212, F.S.)	\$39,223,624	22.4%

⓪For kind codes with more than \$10 million in sales for the month.

All data is for May 2019 and Hillsborough County only, unless otherwise indicated.

Sources: Bureau of Labor Statistics, Greater Tampa Association of Realtors, Tampa International Airport, U.S. Census Bureau, Florida Department of Revenue.