

May 2018 – Economic Indicators Report

Hillsborough County Economic Development Department – Business Intelligence

HCFLGov.net/EconDev

Employment & Unemployment (Not Seasonally Adjusted)

Location	Labor Force	Employment	Unemployment Rate (May 2018)	Unemployment Rate (May 2017)
Hillsborough County	736,504	713,282	3.15%	3.70%
Tampa MSA	1,538,404	1,488,396	3.25%	3.83%
Florida	10,271,000	9,926,000	3.36%	4.03%
United States	161,765,000	156,009,000	3.56%	4.11%

Tampa MSA consists of Hernando, Hillsborough, Pasco, and Pinellas counties.

Home Sales

In May 2018, Hillsborough County had a total of **2,058** closed sales for single family homes. In May 2017, the total was 2,040 closed sales. That is a 0.9% increase in closed sales for single family homes.

In May 2018, Hillsborough County had a total of **584** closed sales for townhouses and condos. In May 2017, the total was 541 closed sales. That is a 7.9% increase in closed sales for townhouses and condos.

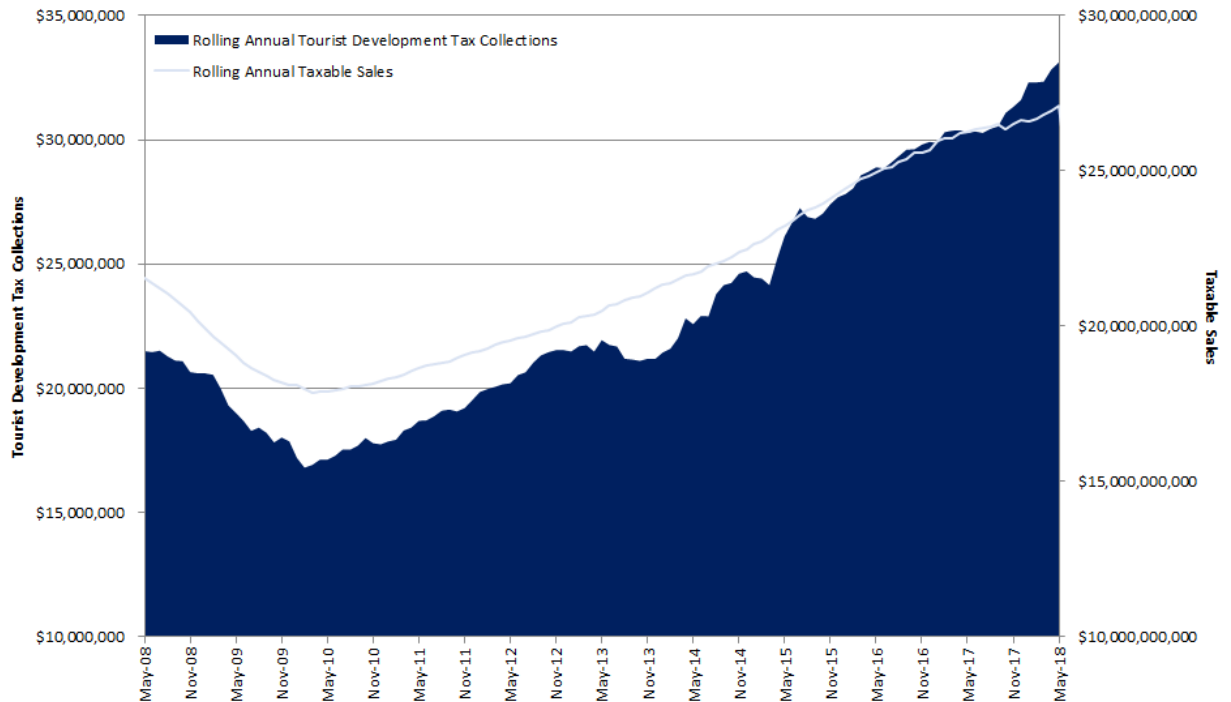
Airport Activity

Month	Domestic Passengers	International Passengers	Freight Cargo (in tons)	Freight Mail (in tons)
May 2018	1,738,147	82,389	17,140.4	1,343.5
May 2017	1,594,931	73,132	12,574.3	645.9
Annual % Change	9.0%	12.7%	36.3%	108.0%

Tourist Development Tax Collections

\$3,097,485.55
Collected in
May 2018

10.4%
Increase from
May 2017



Consumer Price Index (Not Seasonally Adjusted)

Month	U.S. City Avg.	South Urban Avg., Size Class A
May 2018	251.588	247.370
May 2017	244.733	239.996
Annual % Change	2.8%	3.1%

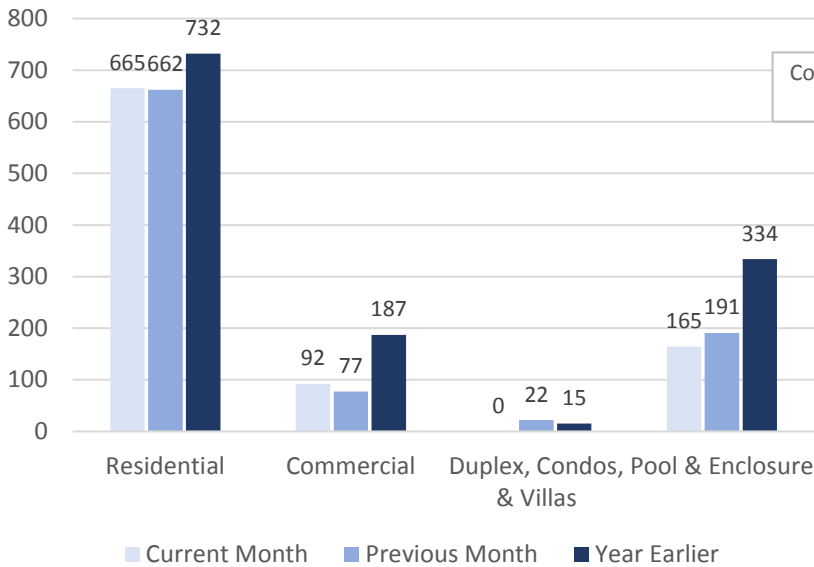
Hillsborough County Gross and Taxable Sales

Month	Gross Sales	Taxable Sales
May 2018	\$6,424,670,776	\$2,354,976,257
May 2017	\$5,956,294,534	\$2,182,900,295
Annual % Change	7.9%	7.9%

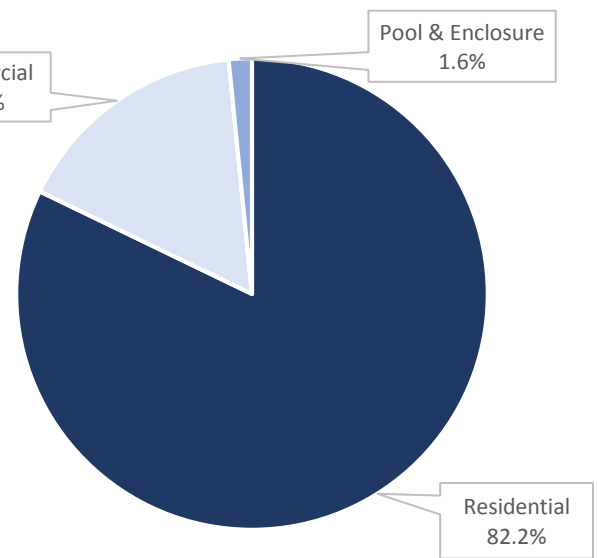
Questions? Feedback? We'd love to hear from you!

Call Hillsborough County Economic Development Department at (813) 272-7232 and ask for a member of the Business Intelligence team.

Permits Issued – May 2018



Permit Values – May 2018



There were **922** residential & commercial building permits issued in **May 2018**.
The total value of these permits is **\$284,005,616**. All permits are for unincorporated Hillsborough County.

Type	Residential	Annual % Change	Commercial	Annual % Change	Duplex, Condos, and Villas	Annual % Change	Pool & Enclosure	Annual % Change
Permits	665	-9.2%	92	-50.8%	0	-100%	165	-50.6%
Value	\$233,353,215	-23.2%	\$46,156,975	-13.3%	\$0	-100%	\$4,495,425	-35.1%

Top 5 Kind Code Sales (Gross Sales)

Industry	May 2018	Annual % Change
Wholesale Dealers	\$1,259,864,510	5.9%
Automotive Dealers, Tag Agencies & Tax Collectors	\$651,325,664	5.1%
General Miscellaneous Merchandise Stores	\$642,378,354	8.7%
Manufacturing	\$371,891,626	-7.3%
Restaurants, Lunchrooms, Catering Services	\$345,031,765	9.3%

Top 5 Kind Code Sales (Taxable Sales)

Industry	May 2018	Annual % Change
Automotive Dealers, Tag Agencies & Tax Collectors	\$418,926,873	7.1%
Restaurants, Lunchrooms, Catering Services	\$261,959,834	10.3%
General Misc. Merchandise Stores	\$252,240,403	1.2%
Lease or Rental of Commercial Real Property	\$189,820,221	14.0%
Lumber and Other Building Materials Dealers	\$136,406,656	9.9%

Top 5 Year-over-Year Growth (Gross Sales)ⓐ

Industry	May 2018	Annual % Change
Veterinary Services	\$49,198,369	392.1%
Miscellaneous	\$18,834,336	374.6%
Horse, Cattle & Pet Dealers	\$17,147,677	77.6%
Scrap Metal, Junk Yards, Salvaged Material	\$40,089,727	77.5%
Transportation, Railroads, Airlines, Bus, Trucking Lines	\$18,125,281	69.9%

Top 5 Year-over-Year Growth (Taxable Sales)ⓐ

Industry	May 2018	Annual % Change
Gifts, Cards, Novelty, Hobby, Crafts & Toy Stores	\$27,752,100	45.2%
Paint, Wallpaper & Hardware Dealers	\$10,110,465	33.7%
Graphic Arts, Printing, Publishing, Engraving, Binding, Blueprinting	\$10,086,531	31.3%
Store & Office Equipment, Office Supplies	\$16,021,276	29.4%
Building Contractors	\$27,752,100	45.2%

ⓐFor kind codes with more than \$10 million in sales for the month.

All data is for May 2018 and Hillsborough County only, unless otherwise indicated.

Sources: Bureau of Labor Statistics, Greater Tampa Association of Realtors, Tampa International Airport, U.S. Census Bureau, Florida Department of Revenue.