














Lettuce Lake Conservation Park




Conservation
and
Environmental Lands Management
Department

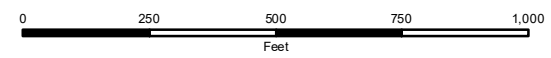
HCFLLGov.net
813-987-6204

LEGEND

- | | |
|--|---|
|  Park Entrance |  Park Bench |
|  Park Boundary |  Playground |
|  Paved Road |  Observation Tower |
|  Paved Sidewalk |  Exercise Station |
|  Parking |  Canoe Launch |
|  Restroom |  Visitor Center |
|  Shelter | |

PUBLIC TRAILS

-  Hiking Trail - 1.2 miles
-  Hammock Trail - 1.3 miles
-  Boardwalk - 0.8 miles



Navigate map with a mobile map app, such as Avenza