



FY 18-23 County Administrator's Recommended Capital Improvement Program

HCFLGov.NET



Hillsborough
County Florida



SM

Hillsborough County Florida

For more information, contact the Management & Budget department
(813) 272-5890 • HCFLGov.net/Budget



County Administrator's Recommended Capital Improvement Program FY 18 – FY 23

Board of County Commissioners

Stacy R. White, Chairman

Sandra L. Murman, Vice Chair

Lesley "Les" Miller, Jr., Chaplain

Victor D. Crist

Ken Hagan

Al Higginbotham

Pat Kemp

County Administrator

Michael S. Merrill

Chief Financial Administrator

Bonnie M. Wise



SM

Hillsborough County Florida

For more information, contact the Management & Budget department
(813) 272-5890 • HCFLGov.net/Budget



Board of County Commissioners



Front row: Lesley "Les" Miller, Jr., Chaplain (District 3), Al Higginbotham (District 7, Countywide)
Standing from left to right: Ken Hagan (District 5, Countywide), Victor D. Crist (District 2),
Sandra L. Murman, Vice Chair (District 1), Stacy R. White, Chairman (District 4), Pat Kemp (District 6, Countywide)



SM

Hillsborough County Florida

For more information, contact the Management & Budget department
(813) 272-5890 • HCFLGov.net/Budget

TABLE OF CONTENTS

Introduction

Description of Hillsborough County	11
Hillsborough County Organization Chart	14
Hillsborough County Mission, Vision and Values	15
Hillsborough County Strategic Plan	16
Acknowledgements	19
Government Finance Officers Association (GFOA) Award	20
Capital Improvement Program Overview	21
Capital Improvement Program Sources & Uses Graphs	38
Capital Improvement Program Sources & Uses of Funds Summary FY 18 – FY 23	39
Capital Improvement Program Sources of Funds Summary	40
Capital Improvement Program Uses of Funds Summary	41

Fire Services Program

Fire Services Sources & Uses of Funds Summary	45
Fire Services Completed and Canceled Projects	46
Fire Services Projects Summary Schedule	47
Fire Services Projects Detail Schedules	48

Government Facilities Program

Government Facilities Sources & Uses of Funds Summary	59
Government Facilities Completed and Canceled Projects	60
Government Facilities Projects Summary Schedule	61
Government Facilities Projects Detail Schedules	63

Library Services Program

Library Services Sources & Uses of Funds Summary	83
Library Services Completed and Canceled Projects	84
Library Services Projects Summary Schedule	85
Library Services Projects Detail Schedules	86

Parks Facilities Program

Park Facilities Sources & Uses of Funds Summary	95
Park Facilities Completed and Canceled Projects	96
Parks Facilities Projects Summary Schedule	97
Parks Facilities Projects Detail Schedules	99

Solid Waste Enterprise Program

Solid Waste Sources & Uses of Funds Summary	127
Solid Waste Completed and Canceled Projects	128
Solid Waste Enterprise Projects Summary Schedule	129
Solid Waste Enterprise Projects Detail Schedules	130

Stormwater Program

Stormwater Sources & Uses of Funds Summary	137
Stormwater Completed and Canceled Projects	138
Stormwater Projects Summary Schedule	139
Stormwater Projects Detail Schedules	140

Transportation Program

Transportation Sources & Uses of Funds Summary	149
Transportation Completed and Canceled Projects	150
Transportation Projects Summary Schedule	151
Transportation Projects Detail Schedules	153

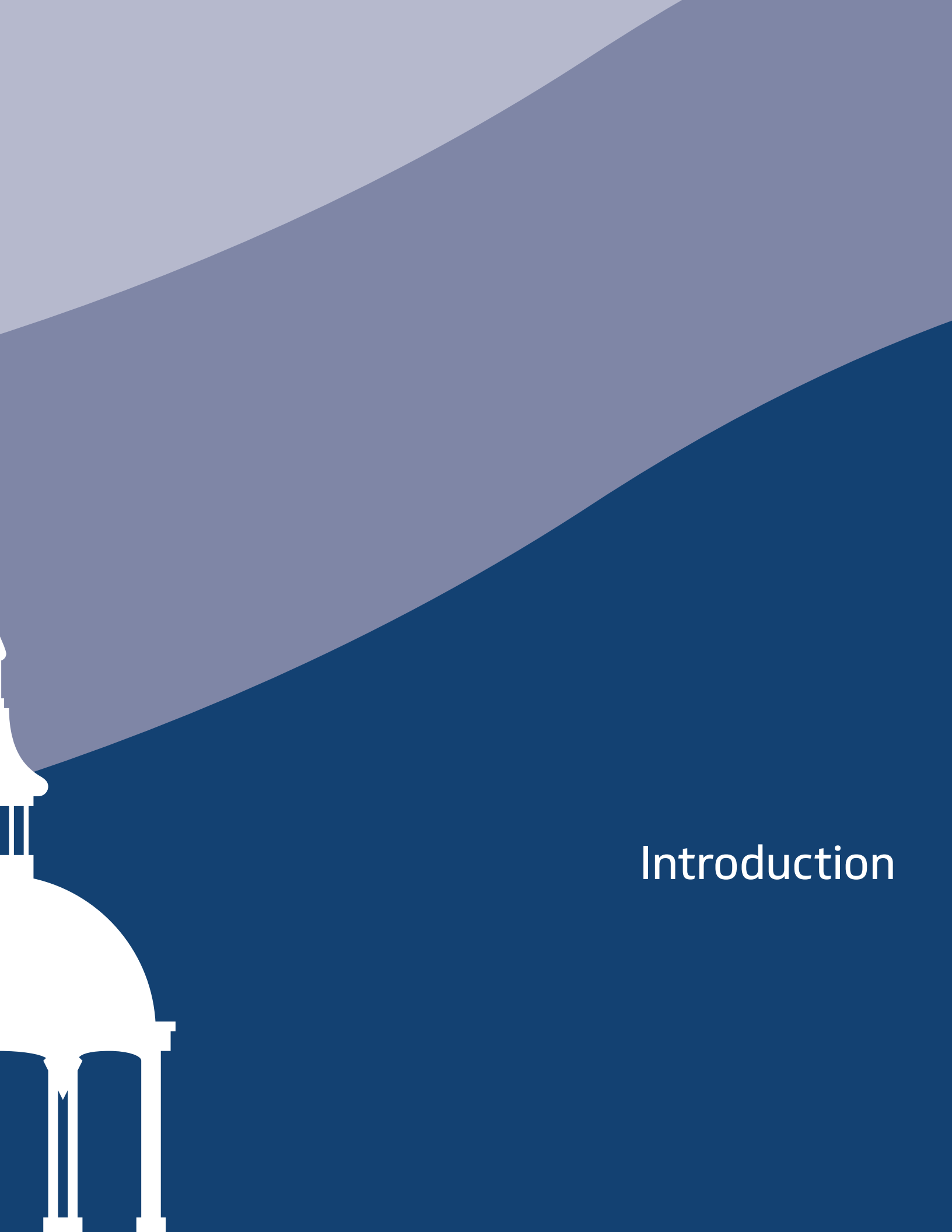
TABLE OF CONTENTS

Water Enterprise Program

Water Enterprise Sources & Uses of Funds Summary	183
Water Enterprise Completed and Canceled Projects	184
Water Enterprise Projects Summary Schedule	185
Water Enterprise Projects Detail Schedules.....	187

Appendix

Projects With Future Funding Source to be Determined	221
Estimated CIP Operating Cost Impact Detail	222
Major Repair, Renovation, Replacement and Maintenance (R3M) Program – Proposed Project List	224
Stormwater Program Master Projects	228
Transportation Program Capital Projects Managed by Private Sector.....	239
Transportation Program Master Projects.....	240
Water Enterprise Program – Potable Water Program Master Projects	246
Water Enterprise Program – Reclaimed Water Program Master Projects	252
Water Enterprise Program – Wastewater Water Program Master Projects	253
Historical Preservation Matching Fund Program	260
Capital Asset Preservation Program	264
Annual Public Art Plan	265
Definitions	268
Map of Hillsborough County Planning Areas with Commissioner Districts	272
Map of Fire Impact Fee Zones.....	273
Map of Parks Impact Fee Zones.....	274
Map of Transportation Impact Fee Zones	275
Map of Mobility Fee Benefit District	276



Introduction



Hillsborough County Florida

For more information, contact the Management & Budget department
(813) 272-5890 • HCFLGov.net/Budget



Fast Facts

1,048 Square Miles of Land

24 Square Miles of Inland Water

76 Miles of Coastline

84%

The total unincorporated area that encompasses Hillsborough County

21 Million People Visited Hillsborough County

Average Increase of Home Sales in FY 15 **16.7%**

1,325,563

Total Population as of April 1, 2015

68% Population in unincorporated area

\$378.1 million

Agricultural product sales - 2012 census

\$76.3 million

In new Corporate Investments

Geography & Demographics

Located midway on the west coast of Florida, Hillsborough County's boundaries embrace 1,048 square miles of land and 24 square miles of inland water for a total of 1,072 square miles. With the largest bay in Florida opening to the Gulf of Mexico, its coast spans 76 miles.

The unincorporated area encompasses 84% of the total county area. The municipalities of Tampa (the county seat), Temple Terrace and Plant City account for the remainder. According to the latest population estimate from the University of Florida's Bureau of Economic and Business Research, the county's April 1, 2015 total population was 1,325,563 making it the fourth most populous county in the state. Of this population, 905,007 or 68% live in the unincorporated area.



A Rich History

Hillsborough County takes its name from Wills Hill, the Earl of Hillsborough and British Colonial Secretary from 1768-1772. The Spanish first mapped and explored the area in the early 16th century. Between 1559 and 1819, the area now called Florida was under the rule of four nations: Spain, France, Great Britain and, finally, the United States. The United States purchased Florida from Spain in 1821 for \$5 million. In 1845, it was granted statehood. On January 25, 1834, the U.S. Legislative Council for the Territory of Florida approved an act organizing Hillsborough as Florida's 19th county. Its area then was 5.5 million acres and included the present counties of Hillsborough, Pinellas, Polk, Pasco, Manatee, Sarasota, Charlotte, DeSoto, Hardee and Highlands. The civilian non-native population in 1834 was less than 100.

Hillsborough County's Board of County Commissioners held its first meeting on January 25, 1846. The county's first courthouse was a frontier cabin burned during the Second Seminole War in 1836. In 1847, Capt. James McKay built a two story courthouse at a cost of \$1,358. A third structure was erected in 1855 and was used until 1891, when a red brick, domed structure mimicking the architecture of the Tampa Bay Hotel was built, occupying a square block in downtown Tampa. This is the courthouse depicted on today's County seal. The current courthouse was built in 1952 and a new county government administration building, called Frederick B. Karl County Center, opened in 1994.

The County's Economy

Hillsborough County has a diversified economic base including large professional and management services, health services and financial services sectors, as well as a thriving retail sector. In 2014 the four largest employers in the public sector are Hillsborough County School Board followed by University of South Florida, MacDill Air Force Base, and Hillsborough County government. Major private sector employers include Verizon Communications Corporation, Publix Super Markets, Busch Entertainment Corporation, Amazon, Tampa Electric Company, Bank of America, and JPMorgan Chase.

Port Tampa Bay serves as the closest port in the United States to the Panama Canal. It is also the largest tonnage port in Florida and the twenty-second largest port in the United States with respect to 2013 annual tonnage. Ninety-seven percent of the cargo moving through the port is bulk phosphate, phosphate chemicals, rock, coal and petroleum products. The Garrison Seaport Center is a \$300 million cruise terminal and entertainment complex. Along with the Florida Aquarium, it is helping spur redevelopment in the area known as the Channel District.

Agriculture remains a significant element of Hillsborough's economy. The 2012 US Census of Agriculture shows Hillsborough County's agricultural product sales were \$378.1 million. Berries accounted for 32% of those sales. Vegetables were the second largest commodity by sales at 25%.

Tourism is another major component of the economy. The number of tourists visiting Florida is expected to continue growing. Busch Gardens of Tampa is one of the leading tourist attractions in the nation. There are numerous other attractions in Hillsborough County such as The Florida Aquarium, the Museum of Science and Industry, Tampa Museum of Art, the Glazer Children's Museum, the Lowry Park Zoo, the New York Yankees spring training facility, the Tampa Bay History Museum and the Amalie Arena in downtown Tampa. The Florida State Fair is held in Hillsborough County annually. The county is also the home of the 2003 Super Bowl Champions, the Tampa Bay Buccaneers as well as the 2004 National Hockey League Stanley Cup Champions, the Tampa Bay Lightning. In July 2012, downtown Tampa was the site of the Republican National Convention. Also, in April 2014, Raymond James Stadium hosted the International Indian Film Academy Awards, and in 2017 hosted the College Football Playoff National Championship game.



Mike Merrill
County Administrator

Governing the County

A political subdivision of the State of Florida, the County is governed by an elected seven-member Board of County Commissioners.

Through partisan elections, three are elected to represent the entire county as a district and four are elected to represent single-member districts. Under a Charter Ordinance effective May 1985, the Board is restricted to performing the legislative functions of government by developing policy for the management of Hillsborough County. The County Administrator, a professional appointed by the Board, and his staff are responsible for the implementation of those policies. The County Internal Auditor and the County Attorney also directly report to the Board.

The Board of County Commissioners is responsible for functions and services delivered throughout the county including municipalities and for municipal services to residents and businesses in the unincorporated area. The countywide responsibilities include such services as local social services, health care for the medically indigent, animal services, mosquito control, consumer protection, and a regional park system. Its responsibilities to the residents and businesses in the unincorporated area include, for example, fire protection, local parks, emergency medical services, planning, zoning, and code enforcement.

The Board of County Commissioners also serves as the Environmental Protection Commission. Individual Board members serve on various other boards, authorities, and commissions, such as the Hillsborough Area Regional Transit Authority, Tampa Bay Regional Planning Council, Tampa Bay Water, Aviation Authority, Expressway Authority, Sports Authority, Arts Council, Drug Abuse Coordinating Council, Metropolitan Planning Organization, Council of Governments and the Economic Development Corporation.

The County Administrator

The Board of County Commissioners appoints the County Administrator who is responsible for carrying out all decisions, policies, ordinances and motions of the Board. The current County Administrator, Michael S. Merrill, was appointed to the position in June 2010.

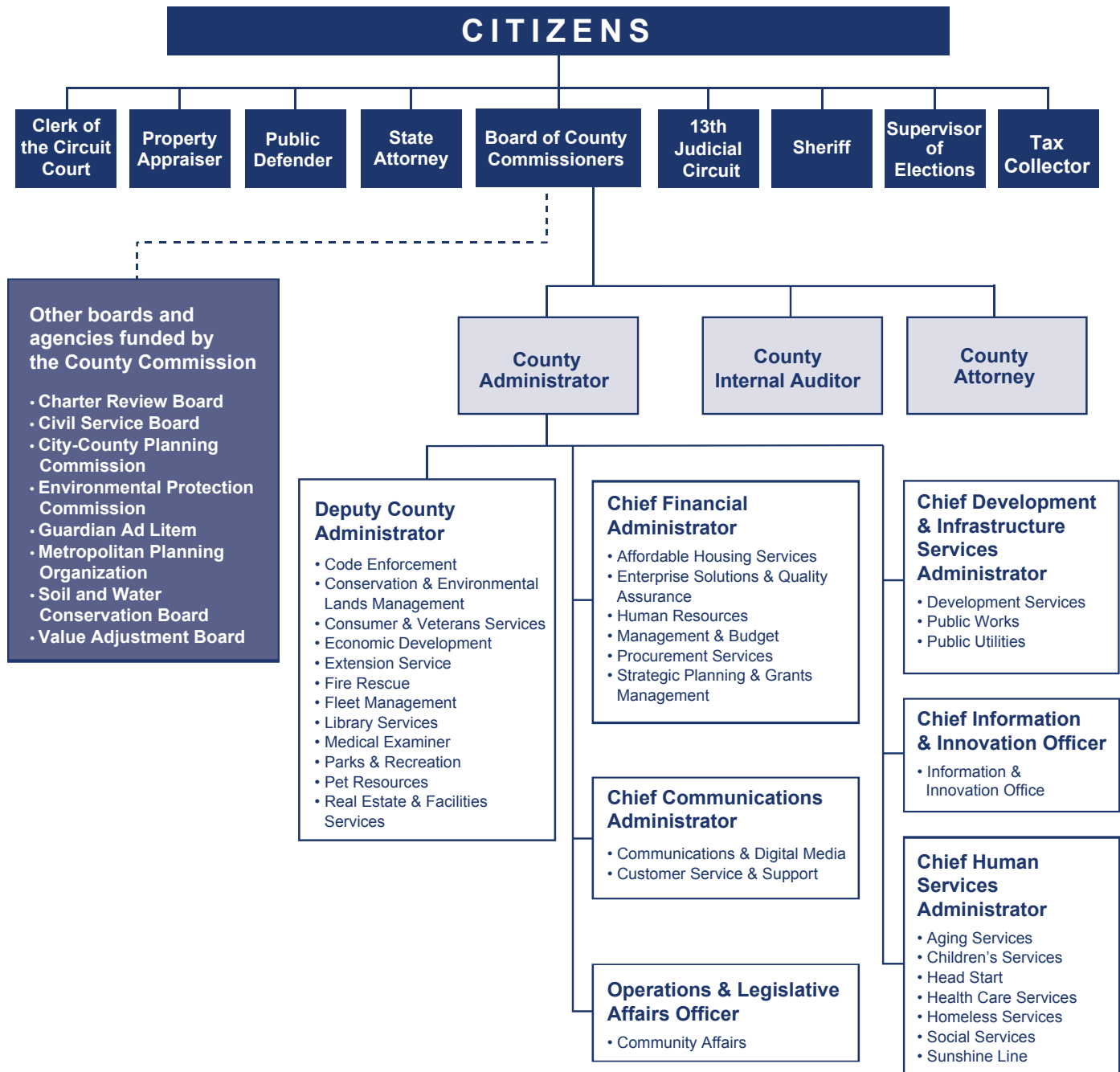
The departments under the County Administrator are responsible for providing services such as social services and public assistance to residents countywide. Departments are also responsible for providing municipal-type services to residents of the unincorporated areas of Hillsborough County such as road construction and maintenance, solid waste disposal, fire and emergency rescue services, parks and recreation, code enforcement and water and wastewater treatment.

Other Government Agencies

Based on the extent of budgetary authority, taxing authority, the ability to obligate funds to finance any deficits and the ability to fund any significant operational subsidies, several other governmental entities also have their budgets reviewed and approved by the Board of County Commissioners. These are the Environmental Protection Commission, the Civil Service Board, the Planning Commission, Soil and Water Conservation Board, Metropolitan Planning Organization and the Law Library Board. The budgets of these offices and the Constitutional Officers are included in the County’s budget to the extent of funding by the Board of County Commissioners.

Hillsborough County Organization Chart

This chart shows the organization of County government entities and their accountability to the electorate. Those directly elected to office by voters are shown directly below the citizens' box. Boards and commissions funded through the Board of County Commissioners, but not otherwise accountable to the Board, are connected by the dotted line.





Mission

The mission of Hillsborough County government is to provide effective, quality service at a reasonable cost with courtesy, integrity, and accountability in a manner which protects and enhances the quality of life of our diverse population. – Adopted by the Board of County Commissioners, March 18, 1998

Vision

In the year 2020, all of Hillsborough County will take pride in the progress which has made our community remarkable. We will have embraced and be inclusive of our diverse population. Both the government and the local economy will be financially sound providing opportunity and success for our citizens. We will have balanced growth with protecting the environment while providing high quality services. All of this culminating in Hillsborough County being the leader for providing a quality of life second to none in the country.

Hillsborough County, as a Community, values:

- A Spirit of Caring
- Individual Freedom
- Human Rights
- Private Property Rights
- Citizen Participation in Government
- Integration, Planning and Feasibility of Public Services
- Educational Opportunity
- Personal Responsibility
- Economic Self-sufficiency
- Sustainable Environment
- Racial and Cultural Harmony
- Health and Public Safety

Hillsborough County, as an organization, values the following:

- **Accountability** — Accepting individual responsibility to perform quality work that contributes to quality service at a reasonable cost.

- **Diversity** — Organizational effectiveness can best be achieved by recruiting and retaining a work force that represents the diversified population of Hillsborough County.
- **Efficiency and Cost Effectiveness** — The timeliness of meeting our obligations and performing each task; the stewardship and best use of our resources.
- **Empowerment** — The freedom and power to act, command, or decide on a course of action.
- **Open and Honest Communication** — An expression of a professional work environment which facilitates the exchange of information, ideas, and divergent opinions among all levels of an organization in an atmosphere of respect and genuine concern for the best interest of the County, its employees, and citizens/customers.
- **Quality** — Meeting citizens/customers requirements the first time and every time.
- **Respect** — The quality of accepting and holding in high esteem all persons right to their beliefs, values, autonomy, and differences while treating them with dignity, worth, courtesy, civility, and politeness.
- **Responsiveness** — The willingness and ability to provide information, reply to requests, answer questions, and complete tasks promptly.
- **Teamwork** — The ability of a group of individuals to work together towards a common vision by each doing their part to achieve the efficiency of the whole.

Adopted by the Board on April 21, 1999

Strategic Plan

This Strategic Plan was adopted by the Board of County Commissioners on May 15, 2013. It reflects a broad vision, five strategies, and a series of objectives.

The Vision

Hillsborough County, as the economic core of the Tampa Bay region, has the potential for increased job and business growth in the emerging and dynamic sectors of the global economy. Community wealth is a result of having products and services to export, experiences for which people will pay to come to the County in and the local circulation of money through local service provision. The latter is based on the number of persons and the income of those persons. It is the first two which generate the wealth upon which local services can build.

The County has significant export industries, agriculture, defense and other specialized manufacturing, patents in health care and other fields, specialists who consult globally as well as the transit infrastructure for export (sea, air, rail, overland). It also has a strong experience sector ranging from traditional tourism to health care tourism, educational experiences which draw people and convention/business meetings, the possibility of new forms of specialized tourism and retirement communities.

The County clearly has the potential to become an innovation hub in various sectors that will serve to attract entrepreneurs, investors, skilled workers and existing businesses that see benefits by locating in the County or region. The attributes of those communities that will particularly prosper as the economy continues to change are becoming clearer. They offer a high quality of life, an entrepreneurial culture, strong research institutions, civic leadership and a strong desire to compete for the industries of the future. In short, it can become the preferred community for even more people.

To become this preferred community, what must occur?

Quality of life must be enhanced. Neighborhoods must remain safe and stable, arts, culture and recreation opportunities must expand, educational opportunities must be available, health care and other “life” services must be accessible, the physical assets of the County optimized.

The infrastructure for economic growth must be in place. Adequate water, sewer, stormwater, accessible

transportation locally and globally, communication technology are all features which can facilitate or inhibit economic growth.

A start-up, entrepreneurial culture must be fostered.

While most start-ups fail, those that survive and succeed become the job creators of the industries of the future. Since who will succeed and who will fail is unknown at the start, a culture that encourages start-ups, views failure as part of the process, views diversity as a strength, and values entrepreneurship must be nurtured and supported.

Committed civic leadership. Hillsborough County is in competition regionally, nationally, and globally for the businesses and jobs of the future. To succeed competitively, an understanding of the emerging world, sustained effort and wise investment are required. These require leadership on the part of both elected and civic leaders.

Hillsborough County can be a county that draws people to make great products and create distinctive experiences. As it does that, business and job growth in the primary sectors of export and experience will grow and with that will be the commensurate growth in the local service sector where most jobs will lie.

The Strategies

Innovative Products. This strategy seeks to grow the export sector of the County by targeted infrastructure development, a comprehensive use of various economic development tools, development of competitive economic related infrastructure, and partnerships to develop the requisite workforce.

Distinctive Experiences. This strategy seeks to expand people visiting or retiring in the County through a broader set of visitor experiences and services that would attract new residents.

Pro-Market Governance. This strategy seeks to institute both policies and practices that encourage desired forms of economic growth.

Great Places. This strategy seeks to provide the safety, arts, culture, recreation and other community features that make it a desirable place to live, work and do business.

Facilitative Leadership. This strategy seeks to bring the community together to address its critical issues.

Mission



Strategy 1 INNOVATIVE PRODUCTS

- Develop, adopt and execute comprehensive economic development strategy to expand product markets.



Strategy 2 DISTINCTIVE EXPERIENCES

- Develop strategy and action plan to expand specialized tourism markets.



Strategy 3 DISTINCTIVE EXPERIENCES

- Review business development and growth policies and procedures to create more timely and efficient process.
- Adopt growth design principles that will facilitate desired economic growth.
- Implement strategy management system that promotes an internal culture focused on strategies



Strategy 4 GREAT PLACES

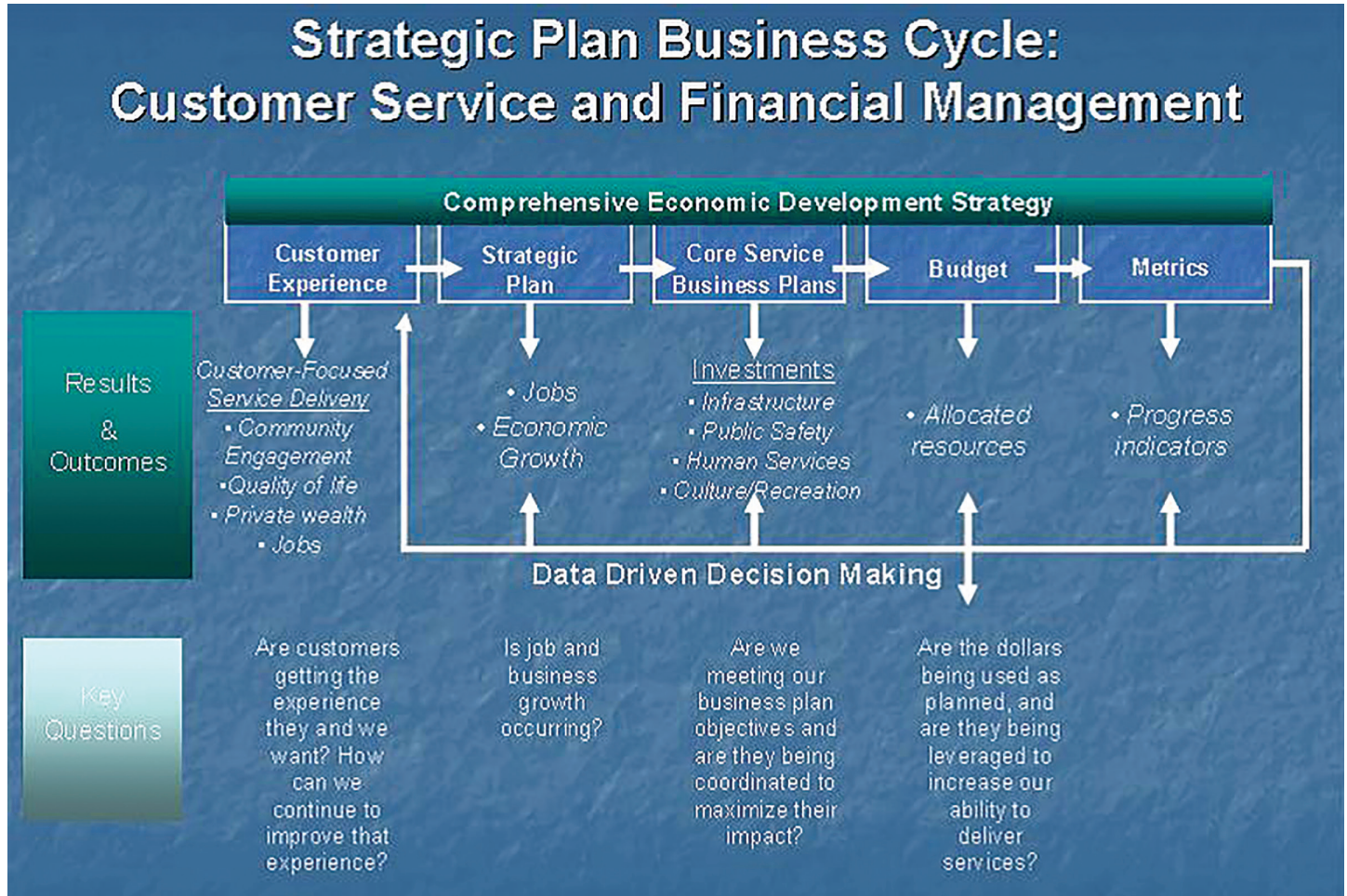
- Adopt comprehensive redevelopment strategy that integrates existing redevelopment efforts.
- Develop strategy and action plan for transportation including pedestrian & bike.
- Establish basic level of services for all areas of the County and then develop long term plan to provide that basic level.
- Maintain homeless service efforts.
- Monitor health care changes and adapt county efforts to maintain service levels



Strategy 5 FACILITATIVE LEADERSHIP

- Review and create public policies that recognize the diversity of its people while strengthening the social fabric of our society.
- Host discussion of strategic plan with other public entities.
- Facilitate development of a county-level human capital development plan with education and business stakeholders.
- Convene summit with Cities to identify business and entrepreneurial attractors and how a start-up community can be supported.

How the strategic plan interacts with the budget and other processes



ACKNOWLEDGEMENTS

Bonnie Wise
Chief Financial Administrator

Hillsborough County Management and Budget Department
Tom Fesler, Director

County Center, 26th Floor
PO Box 1110
Tampa, FL 33601
813-272-5890

***Staff Contributing to the Development of the
FY 18-FY 19 County Administrator's Recommended Budget:***

Catherine Achat
Cheryl Arends
Glenda Blasko
Kevin Brickey
Tifini Hill
Pamela Jessie

Bridgett Lattimore
Horace Lynch
Tony Marcano
Mark Martinet
Rose Matadial

Carrie McQuay
Michael Podsiad
Richard Rubenstein
Viendu Tran
Julie Wisdom
Brenda Wright

Cover and Divider Designs:
Hillsborough County Communications & Digital Media Department



GOVERNMENT FINANCE OFFICERS ASSOCIATION

*Distinguished
Budget Presentation
Award*

PRESENTED TO

**Hillsborough County
Florida**

For the Biennium Beginning

October 1, 2015

Executive Director

Introduction

This document provides the residents of Hillsborough County with the Recommended Capital Improvement Program (CIP) for a six-year period starting with the fiscal year beginning October 1, 2017 and continuing through the fiscal year ending September 30, 2023. The Recommended FY 18 – FY 23 CIP totals \$1.6 billion. This is the first year of the biennial budget cycle.

The CIP is the County's financial plan of proposed capital projects, their costs, and timing over a six-year period in the first year of the biennial budget, and over a five-year period in the second year of the biennial budget. The CIP is designed to meet County infrastructure needs in a strategic and efficient manner. Community sustainability, environmental considerations and changing conditions demand that the CIP be reviewed and updated annually.

The CIP is separate and distinct from the County's operating budget for several reasons. First, capital outlays reflect non-recurring capital improvements rather than ongoing expenses. Where possible, capital projects are funded from non-recurring funding sources such as debt proceeds and grants. These one-time revenue sources are not appropriate funding sources for recurring operating expenses. Second, capital projects tend to have higher costs requiring more stringent control and accountability. Finally, several revenue sources such as the Community Investment Tax, impact fees and certain gas taxes are limited to use on certain types of capital improvements by statute or other legal restrictions.

To provide direction for the capital program, the Hillsborough County Board of County Commissioners approved Policy 03.02.02.00 - Policy for Capital Budget and Capital Improvement Program. This policy defines requirements for projects included in the Capital Budget and Capital Improvement Program. Under the policy, a capital project is defined as a set of activities meeting one or more of the following criteria:

- Delivery of a distinct capital asset or improvement to an existing capital asset which will become an asset of Hillsborough County and be recorded on the financial records of the County as a capital asset under generally accepted accounting principles and applicable State statutes;
- Any contribution by Hillsborough County to other governmental or not-for-profit entities to deliver a capital improvement. In situations where the improvement is not or will not become an asset of the County, it will be included in the Capital Improvement Program as a contribution for tracking purposes;

- Any project or equipment funded from the Community Investment Tax (CIT);
- Any engineering study or master plan needed for the delivery of a capital project;
- Any major repair, renovation or replacement that extends the useful operational life by at least five years or expands capacity of an existing facility.

Hillsborough County categorizes capital improvements into eight programs: Fire Services, Government Facilities, Libraries, Parks Facilities, Solid Waste Enterprise, Stormwater, Transportation and Water Enterprise. The Recommended FY 18 – FY 23 CIP also includes the County's Environmental Land Acquisition and Protection Program (ELAPP) and payments to the Fishhawk developer for improvements to roads previously constructed for which they are being reimbursed from transportation impact fees. These activities, while not specifically meeting the criteria above, are tracked through the CIP to provide for better accountability and control.

As previously noted, capital projects only require one-time allocations for a given project unlike operating expenses which recur annually. This funding flexibility allows the County to use financing and one-time revenue sources to accelerate completion of critical projects. Significant projects within each program are discussed below. More comprehensive project information can be found in the individual program sections of this document. Interested parties can review this and other information at the County's website at www.hillsboroughcounty.org.

Financial Policies

Among financial policies approved by the Board of County Commissioners since FY 98, there are several pertaining to the preparation, implementation, monitoring and financing of capital projects. While the County Administrator is responsible for the continued development, monitoring and update of these policies, specific functions are carried out by the Management and Budget Department and the Clerk of the Circuit Court. These and other policies are reviewed periodically by the County Administrator and the Board of County Commissioners and are detailed in the Financial Policies and Procedures section of the Recommended FY 18 – FY 19 Budget document.

Specific policies applying to the Capital Improvement Program and the Capital Budget are:

- BOCC Policy 03.02.01.00 - Bids for Capital Improvement Projects 10% or More in Excess of Estimated Construction Costs
- BOCC Policy 03.02.02.00 - Capital Budget and Capital Improvement Program

CAPITAL IMPROVEMENT PROGRAM OVERVIEW

- BOCC Policy 03.02.02.05 - Pay-As-You-Go Funding of Capital Projects
- BOCC Policy 03.02.02.06 - Prioritization of Capital Projects
- BOCC Policy 03.02.02.07 - Minimizing the Expense of Financing Capital Projects
- BOCC Policy 03.02.02.08 - Operating Impact of Capital Projects
- BOCC Policy 03.02.02.20 – Budgetary Control
- BOCC Policy 03.02.02.26 - Use of Capital Project Appropriations
- BOCC Policy 03.02.02.28 - Method of Funding Citizen Initiated Localized Capital Projects or Services
- BOCC Policy 03.02.03.00 - Environmental Land Acquisition Program (ELAPP) Fund
- BOCC Policy 03.02.06.00 - Debt Management
- BOCC Policy 03.03.01.00 - Water and Wastewater Financial Policy
- BOCC Policy 03.03.05.00 - Community Investment Tax Financial Policies
- BOCC Policy 03.05.09.00 - Ten Year Commitment to Increase Funding for Transportation - Budget Preparation
- BOCC Policy 04.05.00.00 - Capital Funding for Outside Agencies

Capital Planning

Capital planning refers to the process of identifying and prioritizing the County's capital needs to determine which capital projects should be funded in the CIP as resources become available.

In general, capital planning for projects within the unincorporated area of Hillsborough County is guided by the Hillsborough County Comprehensive Plan. In particular, capital planning for certain types of parks and recreation, solid waste, stormwater, transportation and water facilities are guided by the Capital Improvements Element (CIE) of the Comprehensive Plan. This plan, prepared by the Hillsborough County City-County Planning Commission and formally adopted by the Hillsborough County Board of County Commissioners, provides long-term direction for the growth and development of the county. Proposed capital projects are reviewed for compliance to the adopted comprehensive plan as part of the budget adoption process.

The public has many opportunities to be involved in capital planning both during the comprehensive plan development process and during the budget adoption process. Interested parties can view the Comprehensive Plan at the Planning Commission's website located at www.theplanningcommission.org.

Hillsborough County's plan includes a specific growth management strategy called the Urban Service Area. This strategy is designed to direct growth into areas where public service needs can be more efficiently provided and where existing services are already in place.

In addition to the standards in the Comprehensive Plan and the Capital Improvements Element of the Plan, the planning for parks and recreation, solid waste, stormwater, transportation and water facilities also is guided by master and visioning plans developed by County staff. Planning for fire, government facilities, and library infrastructure in Hillsborough County's unincorporated area is performed primarily within County government. Each capital program has different criteria for assessing project needs and priorities; however, a common characteristic of the planning processes is the recognition of the importance of obtaining input from the public and other interested governmental and private agencies. The individual program planning processes provide the guidance necessary for allocating available resources during the capital budget process. A brief description of the various planning processes follows.

Fire Services – The Fire Rescue Department maintains a Capital Facilities Master Plan which details new fire station needs required to meet emergency and rescue service requirements within the unincorporated area. The plan is prepared based on national service response time standards established by the National Fire Protection Association, the Insurance Service Organization and on the relevant goals, objectives and policies incorporated in the County's Comprehensive Plan discussed above.

In developing this plan, which is updated every five years, the response time standards along with current response data are applied to an analysis of the needs of Hillsborough County's current and projected populations and population distribution to identify where and when new fire rescue facilities will be needed. This plan was recently updated and presented to the Board with additional analysis being performed to ensure that current facilities in need of a major remodel are presently in the best locations. This process may result in the relocation of some existing facilities.

Libraries – The Library's Capital Facilities Master Plan guides the Library Board in making its annual recommendations to the BOCC of funded and unfunded capital projects. This plan outlines a method for analyzing census and other demographic data and comparing them to standards of library services. It considers the total cost of ownership for new construction versus renovating current buildings or leasing space.

CAPITAL IMPROVEMENT PROGRAM OVERVIEW

The Capital Facilities Master Plan is currently under revision, but preliminary analyses point to an increased need for library square footage in addition to the expansion and new library projects currently funded in the Capital Improvement Program.

Parks – The strategic vision of the Parks & Recreation and Conservation & Environmental Lands Management Departments includes the development of goals and objectives to safeguard the inheritance of the County's future generations.

The planning process identifies future developments that may affect expected needs, wants and social environments. It identifies the most critical stakeholders and their major interests and expectations, such as safety and security, high quality experience, well maintained facilities and the preservation of our natural and cultural resources. The tool is evaluated against the current environment in order to develop a Capital Improvement Plan consistent with the vision of Hillsborough County and the values and expectations of our community.

In FY17, Hillsborough County Parks & Recreation and Conservation & Environmental Lands Management Departments delivered their Master Plans to the BOCC. The Master Plans are a long-range planning documents that are meant to help shape the direction, development, and delivery of the County's parks, recreation, and conservation sites. Based on a comprehensive planning approach, these plans take into consideration department goals, existing conditions, and community needs assessments that provide for the framework of recommendations and prioritization strategies. These Master Plans represent the collective vision for the Hillsborough County Parks & Recreation and Conservation & Environmental Lands departments. They serve as a guide for the Department's investments and strategies over the next ten years, shaping the delivery of services in a manner that is consistent with the County's sustainability goals and the community's level of service expectations. The cohesive vision for continually improving parks, recreation, and conservation opportunities in Hillsborough County represents the culmination of the public engagement process. The vision, along with guiding principles and mission statement will guide the implementation of the Master Plans and the future of parks, recreation, and conservation throughout the County.

Solid Waste Enterprise - The Solid Waste Enterprise has an established plan to determine the need to enhance and or change its Capital Improvement Program on an annual basis. This plan calls for information to be gathered from various sources such as staff, stakeholders, public meetings, etc. to identify needs that should be

incorporated into the CIP. Management reviews the information and prioritizes each need according to a pre-established ranking system.

The ranking system takes into account mandates by Federal and State agencies, health and safety concerns, capacity needs, efficiency, location requirements, population growth and aging infrastructure.

Stormwater – The County maintains a Watershed Master Plan that incorporates identified needs for each of its seventeen watershed basins. The plan is periodically updated as new development and stormwater improvements are completed throughout the County. Under the plan, the entire County (1,072 sq. miles) is divided into 17 watersheds (basins) and further subdivided into 7,000 sub-basins. The master plan study looks at water quantity, water quality and the natural watershed system. The plan identifies areas with inadequate conveyance systems or poor water quality and recommends solutions.

Flood control project evaluations take into consideration the following factors: frequency of flooding, the category of the road subject to flooding (local/arterial/collector road), the number of structures flooded, stormwater asset conditions (groundwater table, erosion/siltation and structure) and the potential of available matching funds.

The County also maintains a separate list of non-watershed related neighborhood stormwater needs. Criteria for neighborhood stormwater projects is similar to criteria for watershed master plan projects, with the exception that environmental issues and the availability of matching funds are not included in the evaluation.

Water quality or natural system projects are evaluated based on concerns identified by the Florida Department of Environmental Protection, or the County related to the sub-watershed segment of "impaired waters/water bodies," the concern of water quality parameters and the benefits of a natural system.

Both engineers and environmental scientists within the Stormwater Services Section of the Public Works Department contribute to this uniform matrix evaluation process.

Transportation – Efficient movement of people and goods is important to the public safety, economic viability, and overall quality of life in Hillsborough County. Planning occurs on several levels. The Hillsborough County Metropolitan Planning Organization (MPO), working with the County and its three incorporated municipalities (City of Tampa, Plant City and Temple Ter-

CAPITAL IMPROVEMENT PROGRAM OVERVIEW

race), and with input from county residents, is responsible by State statute for adopting the Long Range Transportation Plan, a blueprint for comprehensive transportation planning throughout the County. The MPO also consolidates the transportation capital improvement programs of various political jurisdictions constructing transportation projects within the county into an annual Transportation Improvement Program (TIP). The Long Range Transportation Plan and the Transportation Improvement Program are used by the County in prioritizing major capacity projects for funding, determining project impact fee eligibility, and in allocating State and federal grant dollars. These plans can be viewed at the Metropolitan Planning Organization's website www.hillsboroughmpo.org. Apart from these long-established processes, the Transportation for Economic Development initiative engaged in a community-wide effort to identify transportation needs and included the County, the Cities and relevant transportation entities.

As previously indicated, the Hillsborough County City-County Planning Commission is responsible for developing and monitoring compliance with the County's Comprehensive Plan. The Commission also reviews proposed developments of regional impact (DRI) proposals (those development proposals that will have significant impact on existing county roads).

Each municipality is responsible for its own transportation planning; however, major roads determined to have countywide significance may be designated as County roads, with the County primarily responsible for their maintenance and improvement. Capital needs associated with these roads, as well as all transportation needs in the unincorporated area of the County are evaluated for inclusion in the annual capital budget and Capital Improvement Program.

Planning for the transportation program is performed on a sub-program basis. The sub-programs within the transportation program are roads, intersections, sidewalks and bridges. With the exception of roads, where the County adopts the prioritized list from the Long Range Transportation Plan (LRTP) and adds local road improvements not subject to inclusion in the plan, the County has prepared a master plan for intersections, bridges and sidewalks. While specific criteria used for prioritizing the projects on the plans differ by project type, they encompass public safety, traffic volume, environmental mitigation and other key factors as well as incorporating input received during the public outreach part of the planning process.

Water Enterprise - The Water Enterprise is responsible for providing quality water, wastewater and reclaimed

water services to Hillsborough County residents within its designated service area, unincorporated Hillsborough County. This includes the operation and maintenance of these facilities including treatment plants, pumping stations, metering devices and all related transmission piping and above ground appurtenances. The department is also responsible, when operating the above facilities, for complying with all federal, State and local regulatory and permit requirements.

The department uses a CIP Delivery Process. This process uses a systematic approach to develop and refine the scope, schedule and budget for existing and newly proposed expansion and renewal and replacement projects. It allows priorities to be determined and uses schedules to ultimately deliver quality projects from conception to project completion. The goal of the CIP Delivery Process is to deliver department projects in an efficient and economical manner.

The objectives of the process are to:

- Economically build and maintain existing system assets;
- Deliver projects on schedule and within budget;
- Allow for the annual update of the CIP;
- Allow for adjustments to the approved CIP due to changing priorities for those projects not yet in the implementation phase;
- Seamlessly coordinate with the County's CIP;
- Permit performance measurement; and
- Provide documentation for management and historical trending purposes.

The Board of County Commissioners policy 03.02.02.06 requires that capital projects be prioritized. The Department's Project Prioritization Model (PPM) is a formal method of documenting and tabulating the results of applying subjective criteria to prioritize the CIP each fiscal year. There are six categories to score a project against other projects within the Department's CIP:

- Compliance
- Health and Safety
- Expansion / Renewal and Replacement
- Long Range Planning
- Community and Environmental Impacts
- Economic / Financial Considerations

The resulting score for each existing or new "planning" project is used at the beginning of the budget process to rank all of the projects within the CIP.

Additionally, the Department's Payback Analysis Model (PAM) incorporates several economic factors to estimate the payback period of a given capital project. It deter-

CAPITAL IMPROVEMENT PROGRAM OVERVIEW

mines the payback period by modeling the average monthly revenues generated by the Equivalent Residential Customers (ERC) to be served by the capital project. Generally, the information that is required to be input into the model includes:

- Project Name, CIP Number and Type
- Payback Analysis Period
- Discount Rate
- Debt Service or Pay-As-You-Go
- Expansion Percentage
- Operating, Maintenance and Fixed Overhead Cost
- Capital Cost by Year
- Outside Funding Sources
- ERCs served by the Project
- ERC Connection Schedule
- Rate and Debt Service Information

The information is used to assign a weighted economic criteria number for the project in the earlier referenced Project Prioritization Model (PPM) during each fiscal year budget process.

Finally, the CIP Master Program Schedule is used as a planning tool to lay out each of the project schedules, provide the cash flow requirements of the program as a whole, anticipate project resource needs and provide historical data for future trend analysis. In addition, the Master Program Schedule is also used at the beginning of each fiscal year to facilitate the efficient distribution of work throughout a six year period.

Financial Planning Strategies

Hillsborough County uses a variety of tools to assist in developing long-term financial planning strategies. One tool is the preparation of an annual Pro Forma document. This document is used to put current budget and financial decisions into a longer-term context. Prepared in accordance with Board policy, the Pro-Forma provides a five year projection of revenues and expenditures for major operating funds, and is particularly useful in showing how capital projects, funded in the biennial budget or planned over the next several years, will impact future operating budgets in terms of maintenance, utility and staffing costs.

Another tool used in financial planning is the County's debt management strategy. Credit ratings assigned by the three international rating agencies, Moody's Investors Service, Standard and Poor's Ratings Services, and Fitch Ratings are key factors influencing interest rates paid on local governments' borrowings. Because of the significant impact interest rates have on our overall financial position, Hillsborough County places a great deal of emphasis on its credit worthiness. The County conducts credit updates each year, and notices of any mate-

rial credit changes are provided to the rating agencies throughout the year.

The County's general credit ratings are Aaa / AAA / AAA on a scale where Aaa / AAA / AAA are the highest ratings. The County's high ratings are an objective indication of sound financial management, recognition that its overall debt profile is characterized by good debt service coverage from pledged revenues and by sound legal provisions ensuring full and timely payment of debt service. These high credit ratings enable the County to meet its borrowing needs at the lowest cost of capital.

To address short-term capital project funding requirements, Hillsborough County uses a Commercial Paper Program. Under this program the Board authorizes short-term borrowings when needed to provide adequate cash flow for active projects. This approach ensures that long-term debt is issued only when needed in appropriate amounts. Furthermore, tax exempt short-term debt tends to be the lowest cost financing tool available to local governments resulting in substantial savings to the County. Upon completion of capital projects, the County either uses available cash or issues long-term debt at favorable interest rates to pay off outstanding short-term notes, unless there is an economic advantage in keeping short-term, variable rate notes outstanding. The County issues debt in accordance with its debt policy which governs the type and amount of borrowings that are best suited to achieving its financing objectives. The policy guides the County's borrowings by means of targets and ratios, such as direct debt per capita or general governmental debt as a percent of general fund revenue, that balance the need for flexibility to ensure the availability of capital with the need to ensure continued access to the capital markets.

When it is prudent and in the County's economic interest to do so, infrastructure improvements may be financed by means of public-private partnerships in which private corporations, such as real estate developers, agree to fund a portion of such improvements together with funding from the County, State, and/or federal government. Such partnerships enable the County to construct needed infrastructure, in particular transportation improvements, at a lower cost to taxpayers as a result of leveraging private funding sources.

Finally, the County actively and aggressively monitors market opportunities to refinance its debt to achieve lower debt service costs. When legally and economically feasible, lower interest debt will be issued to pay off outstanding debt thereby making revenues available to fund County services.

CAPITAL IMPROVEMENT PROGRAM OVERVIEW

Capital Improvement Program Process

The annual Capital Budget and Capital Improvement Program (CIP) update begins in January with a request to the Capital Program directors to review, update and re-prioritize the unfunded capital needs list.

The Capital Budget Team of the Management and Budget Department maintains a comprehensive list of prioritized unfunded capital needs which is used in identifying new projects to be recommended for funding. The list identifies preliminary project information such as name, location, description or scope, the estimated cost and any operating cost impact. The updated Unfunded Capital Projects Request List is then used to determine which new projects will be added to the new Capital Improvement Program.

During the month of January (in the first year of the biennial budget cycle), the Capital Budget Team conducts training sessions to provide capital project management and staff specific direction relating to the capital budget process. As part of this training, those involved in the capital budget process are given a calendar of key budget cycle dates and written documentation including forms, instructions, and definitions to be used in preparing their capital projects budget including revising current project estimates and submitting requests to add new capital projects.

Another key step in the budget process is a review of capital project cost estimates in the current CIP or new projects added during the current fiscal year. This is to ensure that the next CIP will reflect these revised cost estimates. Departments are asked to review and update project information that will be presented in the Capital Improvement Program.

A specific form – the Capital Project Initiation Request Form - is used to document project changes or new project requests. This form is designed to guide the preparer in providing necessary information including the reason for the project, proposed location and scope, funding requirements by fiscal year, proposed project schedule and completion dates, anticipated operating cost impacts and management approvals.

Using updated information, the Capital Budget Team develops draft documents showing projects that have been completed or are anticipated to be completed by the end of the current fiscal year as well as specific detail project pages (see below for sample) for each project proposed to be included in the recommended budget.

Sample Capital Project Detail Page

PROJECT TITLE: FISHHAWK FIRE STATION		PROJECT NUMBER: C91189000	
CIE REQUIREMENTS: N		PROGRAM: FIRE SERVICES	
LEVEL OF SERVICE IMPACT: N/A			

PROJECT DESCRIPTION:
Design and construct a new 3-Bay Fire Station on a 2-acre property to be acquired on the South side of FishHawk Boulevard between Bell Shoals Road and Mosaic Drive.

Neighborhood Community Area:
Boyette

OPERATING COST IMPACT:
Annual operating cost impact is estimated at \$2.6 million. A total of 21 new positions are anticipated.

PROJECT COMPLETION DATE: Apr 2018

Sources of Funds (in \$000s)	Total Estimated	Prior Revenues	FY 18		FY 19	FY 20	FY 21	FY 22	FY 23	Future
	Cost		Committed	Additional						
Financing	\$3,751	\$200	\$3,551	\$0	\$0	\$0	\$0	\$0	\$0	\$0
General Revenues	0	0	0	0	0	0	0	0	0	0
General Revenues-RM	0	0	0	0	0	0	0	0	0	0
Impact Fees	0	0	0	0	0	0	0	0	0	0
Other	0	0	0	0	0	0	0	0	0	0
Undetermined	0	0	0	0	0	0	0	0	0	0
Subtotal FY18			\$3,551	\$0						
Total	\$3,751	\$200	\$3,551	\$0	\$0	\$0	\$0	\$0	\$0	\$0

Uses of Funds (in \$000s)	Total Estimated	Prior Expenses	FY 18		FY 19	FY 20	FY 21	FY 22	FY 23	Future
	Cost		Committed	Additional						
Administration	\$48	\$8	\$40	\$0	\$0	\$0	\$0	\$0	\$0	\$0
Construction	3,200	0	3,200	0	0	0	0	0	0	0
Design	212	192	20	0	0	0	0	0	0	0
Development	0	0	0	0	0	0	0	0	0	0
Equipment	291	0	291	0	0	0	0	0	0	0
Land/ROW	0	0	0	0	0	0	0	0	0	0
Non-Capital	0	0	0	0	0	0	0	0	0	0
Subtotal FY18			\$3,551	\$0						
Total	\$3,751	\$200	\$3,551	\$0	\$0	\$0	\$0	\$0	\$0	\$0

Components for Each Capital Project Page:

Project Title – This is the project's name.

Project No. – This is a unique identification number assigned to the project for accounting purposes.

CIE Requirement – This indicates whether this project addresses a Capital Improvement Element as defined under the Growth Management Act of 1985.

Level of Service Impact – If the project addresses a CIE element, this indicates what impact it has on the level of service:

(M) – This indicates a project relates to the repair, remodeling, renovation or replacement of an existing County facility in order to maintain levels of service in the Comprehensive Plan.

(E) – This indicates the construction of a new facility or expansion of an existing facility that will reduce or eliminate deficiencies in the levels of the service in the Comprehensive Plan.

(F) – This indicates the construction of a new facility or expansion of an existing facility is needed to meet levels of service for new development.

(N/A) – This indicates that the project is not covered by the Capital Improvements Element.

Program – This indicates the capital program to which this project pertains.

Project Description – This describes the scope of work.

CAPITAL IMPROVEMENT PROGRAM OVERVIEW

Operating Cost Impact – This is an estimate of the ongoing annual operating and maintenance funding this project will require once completed.

Project Completion Date – This is the estimated date the project will be ready for its intended use.

Neighborhood Community Area – This indicates the area of the county the project will occur. A copy of the Neighborhood Community Area map can be found in the Appendix section of this document.

Sources of Funds – This shows by year the sources of funding. Many projects have multiple sources of funding.

Uses of Funds – This shows by year the planned uses of funds summarized by project phase.

These draft documents are distributed to the departments for another review and the opportunity to correct information. Upon completing their review, the Capital Budget Team meets with the appropriate program directors and representatives to resolve outstanding issues and ensure that all are in agreement with the current information.

Budget preparation meetings held with Directors, Executive Team members and budget staff during February through April include discussions regarding capital projects. Decisions made at these meetings are incorporated into the documents and communicated to the appropriate departments.

Final revisions are incorporated into the Recommended Capital Budget and the Recommended Capital Improvement Program (CIP) in mid-May and delivered to the Board of County Commissioners in June. Throughout the budget development process, the County Administrator and Management and Budget staff conduct several budget workshops with the Board of County Commissioners to provide them with revenue projection updates and to obtain overall policy guidance.

Once the recommended budget and CIP are delivered to the Board, a series of budget workshops and public meetings are held. During this period, the Hillsborough County City - County Planning Commission also reviews the recommended CIP to ensure compliance with the County's Comprehensive Plan. Two statutorily required public hearings are held in September to gain public input. A separate public hearing is held following the budget adoption to also adopt the CIP.

Final budget documents reflecting the adopted budget and Adopted Capital Improvement Program are then prepared and distributed in both hardcopy and electronic formats. Once the Capital Budget and CIP are formally adopted, changes to the budget can only be made in

accordance with the budget amendment process defined in BOCC Policy 03.02.02.00 - Capital Budget and Capital Improvement Program, which ensures compliance with budget amendment requirements per Florida State Statute 129.06. The BOCC policy also specifies that the list of projects included in the adopted CIP may only be revised through formal Board resolution.

Funding Sources

Funding for capital projects comes from a variety of sources, but generally falls into one of several categories: ad valorem taxes, the Communications Services Tax, the Community Investment Tax, gasoline taxes, enterprise fees, special assessments, impact fees, mobility fees, grants or financing.

- Ad Valorem (Property) Taxes are taxes levied by the Hillsborough County Board of County Commissioners on property within the County.

There are three ad valorem taxes imposed by Hillsborough County – the countywide property tax imposed on all properties within the county with use restricted to projects providing countywide benefit; the unincorporated area property tax imposed on all properties in the unincorporated area of the county with use limited to projects that benefit the unincorporated area; and the special library property tax, imposed on all properties within the City of Tampa and the unincorporated area of the County with use restricted to library projects. Both Temple Terrace and Plant City maintain their own library systems so properties within these two municipalities are not subject to the special library tax.

Additionally, two voter approved ad valorem taxes are used to pay debt service on the Jan K. Platt Environmental Lands Acquisition and Protection Program (ELAPP) bonds and on Parks and Recreation bonds.

- The Communications Services Tax is a 4% tax imposed on local and long distance telephone calls, cable, fax, pagers and beepers, cellular phone services and other related telecommunication services. The Board of County Commissioners originally designated 1% of this tax for the construction of new fire stations. Beginning in FY 06, the Board increased the allocation by an additional ½ %, for a total of 1½% for the construction of fire stations. However, due to the continuing ad valorem roll back requirements by the State Legislature and the effects of Amendment 1, approved by the voters on January 29, 2008, the amount and the percentage allocated to the construction of new fire stations in FY 09 was

CAPITAL IMPROVEMENT PROGRAM OVERVIEW

reduced to ½%. The remainder of the 1½% is used to offset a portion of the reduction in property tax revenues funding operating expenditures.

- The Community Investment Tax is a ½% sales tax on the price of taxable goods, as defined by State statute, sold within the County. Approved for a thirty year period by public referendum in 1996, use of this tax is restricted to acquiring, constructing, and improving infrastructure and purchasing equipment with a useful life of at least five years to promote the health, safety and welfare of Hillsborough County residents. This tax expires on November 30, 2026.
- Gasoline taxes used to fund capital projects are the Six Cent Local Option Gasoline Tax, the Voted (Ninth Cent) Gasoline Tax and the Constitutional Fuel Tax. Permitted uses for each of these taxes are defined by statute, and in the case of the Voted Ninth Cent Gasoline Tax, are further restricted by County ordinances.

The Six Cent Local Option Gasoline Tax is limited to transportation expenditures for public transportation operations and maintenance; roadway and right-of-way maintenance and equipment and structures used primarily for the storage and maintenance of this equipment; roadway and right-of-way drainage; street lighting; traffic signs, traffic engineering, signalization and pavement markings; bridge maintenance and operation; debt service and current expenditures for transportation capital projects including construction or reconstruction of roads.

Use of the Ninth Cent Gasoline Tax is restricted by County ordinance to the road resurfacing program.

The Constitutional Fuel Tax collected by the State on behalf of the County is first used to meet debt service, if any, of debt assumed by the State Board of Administration payable from this tax. Any remaining tax proceeds may be used by the County for the acquisition, construction, and maintenance of roads as defined by statute or as matching funds for grants specifically related to these purposes.

- Enterprise fees are charges for services imposed on users of facilities of the two programs funded through enterprise funds - Solid Waste and Water/Wastewater/Reclaimed Water. An annual fee schedule for each enterprise fund is set by the Board of County Commissioners. Use of these revenues is restricted to operating, maintaining or building new infrastructure for the respective service for which the fee is being collected.

- Special assessments are charges levied by statute or ordinance for a specific purpose. One example is the stormwater fee, a non-ad valorem special assessment levied on the annual property tax bill, used to help fund the stormwater capital program.

- Impact fees are fees imposed on new commercial and residential construction to help fund additional infrastructure needed to support the added load on County infrastructure resulting from the new construction. The unincorporated area of the County is divided into zones for each type of impact fee.

Use of impact fees collected within each zone is restricted to projects which add capacity to the respective infrastructure within that zone. There are four types of impact fees: transportation, parks, fire and schools. Impact fees are governed by the County's Consolidated Impact Fee Assessment Program Ordinance.

- Mobility Fees are a one-time charge on new development to pay for offsite transportation improvements that are necessitated by new development. On April 26, 2016 the Board of County Commissioners adopted the Mobility Fee Ordinance that would replace the current transportation impact fees and transportation concurrency. The Mobility Fee Program became effective January 1, 2017.
- Financing is the last source of funding. It includes both long-term and short-term financing. Short-term financing via a commercial paper borrowing program is used to borrow funds when needed in order to keep projects on schedule and to keep financing costs down.

Upon completion of capital projects, the County either uses available cash or issues long-term debt at favorable interest rates to pay off outstanding short-term notes, unless there is an economic advantage in keeping short-term, variable rate notes outstanding.

Uses of Funds

Capital budget expenditures are related to one of the eight capital programs: Fire Services, Libraries, Government Facilities, Parks, Solid Waste Enterprise, Stormwater, Transportation, and Water Enterprise. It also includes the Environmental Land Acquisition and Protection Program (ELAPP) and the Major Repair, Renovation, Replacement and Maintenance (R3M) program. Planned capital project expenditures are summarized into the following categories:

CAPITAL IMPROVEMENT PROGRAM OVERVIEW

Project Development - These are costs incurred by the County to identify project requirements and to define a project's work scope including preliminary design studies, permitting requirements, data collection, public involvement, legal and technical documentation, cost estimates and assessment of alternatives.

Design - These are costs incurred by the County to design a project in accordance with the scope of work set forth in the development phase. This includes professional consultant fees, legal and technical documentation, constructability review, data collection, advertising, assessment of alternatives related to project design, construction management services and bid reviews.

Land / ROW - Costs incurred by the County for the purchase of land, easements and right-of-way. This also includes purchase price, surveys, appraisals, environmental audit, permitting, legal costs, maps, charts, aerial photography and other costs such as wetlands restoration.

Equipment – These are costs incurred by the County for the purchase of equipment required to complete the project.

Construction - Costs incurred by the County for all construction related tasks required to place a project in service. Includes project construction contracts, professional and technical assistance, advertising, legal and technical documentation, costs, inspection, testing and permitting.

Administration - Costs incurred by the County for in-house project management, supervision and administration of capital projects. Administration costs include project design, technical reviews, construction management, construction inspection, technical specifications, surveying and mapping, cost of preparing reports and maintaining the capital projects management information system, eminent domain, contract management, monitoring and processing the related financial transactions.

Non-Capital – These are costs incurred as part of delivering the project but won't be capitalized with the asset when the project is complete. Maintenance / replacement costs, minor equipment and contributions to other entities are examples of non-capital costs.

Capital Projects Operating Impacts

The Capital Budget and Capital Improvement Program (CIP) are integral elements of the County's biennial budgeting process. The cost of operating new or expanded facilities or infrastructure can be significant and

is included in the operating budget in the fiscal year the asset becomes operational. However, in some cases, like the construction of a new jail, the operational impact may be phased-in gradually while the new jail is under construction. This is because as the jail population increases beyond its operational capacity so does the need for additional funds for overtime pay, add new staff, jail and food supplies, and operational equipment, thus spreading the increased operating impact over a number of years rather than impacting the budget all at once when the jail opens. Historically, operating costs of non-enterprise facilities have been funded from property taxes. Consideration of operating costs becomes particularly critical with the property tax restrictions now in effect and the past property tax reductions due to the recession. In some cases, it may be prudent to defer or cancel construction of a facility because there will be no funds to operate it.

Debt service payments on issued debt for capital projects are also included in the operating budget. The amount of required debt service relative to the size of the annual budget is an important indicator of fiscal obligations. Since debt service expenditures reduce the amount of funds available for other operating or capital uses, it is important that the ratio of debt service to the total operating budget remain at a prudent level.

Issuance of short-term commercial paper to provide adequate cash flow for approved projects does not have an impact on the operating budget. This is because these costs are rolled to subsequent notes until the projects are completed, at which time available cash or long-term debt is used at favorable interest rates to pay off outstanding short-term notes, unless there is an economic advantage in keeping short-term debt.

Specific FY 18 – FY 19 incremental operating cost impacts of capital facilities are discussed below in each program's highlights section. The recommended budget for FY 18 – FY 19 includes these operating costs. A full listing of incremental operating cost impacts can be found in the appendix section of this document.

Program Highlights

The following program highlights focus on each program's portion of the FY 18 – FY 23 Recommended CIP. Under annual budgeting, both new funding and any carry-forward funding from the previous year appear in the CIP. As a result, many schedules in this document have separate "Carryforward" and "Additional" columns when presenting FY 18 budget data.

A number of projects that are shown in the program sections appear in the Capital Improvement Program as

CAPITAL IMPROVEMENT PROGRAM OVERVIEW

“Post Construction”. These projects have finished their primary construction phases and may have been placed in use; nevertheless, some of these projects still have unspent balances that are earmarked for post-construction project costs.

Fire Services

The Recommended FY 18 – FY 23 Fire Services Program totals \$29.7 million. The program is funded with fire impact fees, Communications Services Tax, general revenues, financing and 911 service fees.



Wimauma Fire Station #22

Four new maintenance related projects are being added in FY 18 to address HVAC issues at four fire stations; Sun City, Providence, River Oaks and Tampa Shores. Three projects that help address the top priorities from the prior CIP are continuing to move forward. Communications Services Tax revenue and a recent bond issue fund the following ongoing replacement / expansion / renovation projects: Apollo Beach Fire Station # 29 Enhancements / Land Acquisition for Future Expansion, East Lake Fire Station #32 Replacement/Relocation, and the new Fishhawk Fire Station project.

In order to fund the purchase of important fire and safety equipment, the Fire Rescue Equipment Replacement/Modernization project receives \$1.9 million each year from FY 18 through FY 23. The Next Generation 911 project will continue into FY 18 and is an initiative aimed at updating the 911 service infrastructure to improve public emergency communications services in a wireless mobile society. This project is funded with 911 service reserves.

One project was completed in FY 17 - the Wimauma Fire Station #22 Replacement project was ready for service in November, 2016.

Operating Impact –There are eight projects that are scheduled for completion in FY 18. Four of them are replacing existing HVAC systems so there will be no significant change in operating cost at those locations. Two projects are renovation / replacement projects (Apollo Beach and East Lake) which will result in a small increase in operating costs related to maintaining the new facilities. Fishhawk is a new fire station requiring the addition of 21 new positions resulting in annual incremental operating costs of \$2.6 million. The Next Generation 911 Equipment project has an estimated completion date of December, 2017, but the impact on operating costs has not been determined yet. An ongoing project to harden fire stations will result in a minor increase in operating cost related to generator maintenance and testing.

Fire Services Projects	New Positions	Operating Impact (In thousands)	
		FY 18	FY 19
Apollo Beach Fire Station #29 Enhancements	0	\$12.5	\$15.0
East Lake Fire Station #32 Replacement	0	3.8	45.0
Fire Stations Hardening	0	10.0	10.0
Fishhawk Fire Station	21	1,300.0	2,600.0

Government Facilities

The Recommended FY 18 – FY 23 Government Facilities Program totals \$81.4 million. Funding sources for the program are Community Investment Tax, financing, grants and general revenues.

Six new projects are being added to the program in this recommended CIP with most being maintenance related. Three projects will address HVAC issues (Children’s Services Building 53 HVAC Replacement, County Center Air Handler Replacements and South Shore Service Center Chiller) and one will repair elevators (North Courthouse Annex Elevator Renovations). The Courts Downtown Training Facility will remodel the former jury auditorium in the old courthouse to accommodate training functions and public meetings. The South County Workforce Center is not currently funded, but represents a possible future County investment in that facility.

Many important projects are continuing into this recommended CIP. The Falkenburg Road Jail Expansion Phase VIIA project continues the expansion, renovation and enhancement work that is underway at the jail. Construction work is almost complete the East County Regional Service Center. Most of the court related projects are being constructed under a common contract

CAPITAL IMPROVEMENT PROGRAM OVERVIEW

and nearing completion. Two projects are under construction at the Pet Resources facility which will replace the roof and improve functionality.

The Hanna Facility Repurpose project will renovate portions of the existing Fire Rescue headquarters to accommodate other County agencies. The ERP System Enhancements, will provide funding to address improvement opportunities related to the recently implemented Oracle E-Business Suite software.



Public Safety Operations Complex (PSOC)

The Historical Preservation Matching fund program continues with an additional \$1.25 million being added in FY 18 to help preserve historic community assets. The Capital Asset Preservation Program will receive additional funding in FY 18 and supports the preservation of community capital assets that enhance tourism, arts and culture, entertainment and community education. Other continuing projects include the Redevelopment Project which will focus on investments that will spur economic development in the County and the Town 'N Country Service Center which will provide enhanced customer service in the northwest area of Hillsborough County.

Due to ongoing capital funding limitations, the Public Art assessments for FY 18 and FY 19 are set at 0%. Work on the Public Art Plan can continue by using funds from previous assessments. The Annual Public Art Plan, as recommended by the Public Art Committee, is included within the appendix section of this document.

Operating Impact – There are seven projects that were completed in FY 17. Most of these projects are improvements to existing facilities and do not create incremental operating costs. One of the seven projects is the Sheriff's Pinebrooke Facility Acquisition project. Operat-

ing and maintenance costs for this facility are the responsibility of the Sheriff's Office. The operating costs for the PSOC project have been incorporated into various departmental budgets.

There are eight projects scheduled for completion in FY 18. Most of these projects are improvements to existing facilities and do not create incremental operating costs. The East County Court Redevelopment / Regional Service Center project will be completed at the beginning of FY 18 and have incremental operating and maintenance costs compared to the current facility. Two projects are scheduled for completion in FY 19 (700 Twiggs Carpet Replacement and Pet Resources Facility Improvements), but they will not have any operating cost impact.

Government Facilities Projects	New Positions	Operating Impact (In thousands)	
		FY 18	FY 19
East County Court Redevelopment / Regional Service Center	0	\$121.0	\$121.0

Libraries

The Recommended FY 18 – FY 23 Library Services Program totals \$28.2 million. The program is funded with ad valorem tax proceeds from the Special Library Taxing District and grant funding.

Three new projects are being added to the program this year. The Jan Platt Library Interior Renovations project will modify interior spaces to create an enclosed children's library, various multi-purpose rooms, and replace carpeting and a moveable partition wall in the Witt Community Room. The additional new projects are maintenance-related and involve replacing HVAC components at the SouthShore and West Tampa libraries.

Three library construction projects continue into FY 18. The University Area Community Library project is currently under construction and is expected to be complete in the fall of 2017. Replacement/expansion projects at the C. Blythe Andrews, Jr. Library and the Riverview Libraries are underway which will increase library square footage by 2.5 times and will give library customers increased access to public computers, meeting space, enclosed children's areas, and maker spaces.

There are other carry-over projects included in this program. The self-checkout, RFID System Replacement project continues. The New Tampa Regional Library Improvements project includes re-roofing and interior renovations to create an enclosed developmentally appropriate play and learning space for children. The John

CAPITAL IMPROVEMENT PROGRAM OVERVIEW

Germany (Main Library) Various Improvements and Planning Study project includes various renovations to the building and site to meet customer needs.



John F. Germany Public Library

Operating Impact – Five projects are scheduled for completion in FY 18, but only the University Area Partnership Library project will have incremental operating costs in FY 18. It is estimated that this new library will increase annual operating costs by \$775,000 to cover maintenance, utilities and new personnel. The C. Blythe Andrews project is scheduled for completion in FY 19 and will have incremental annual operating costs of \$704,000.

Library Services Projects	New Positions	Operating Impact (In thousands)	
		FY 18	FY 19
C. Blythe Andrews, Jr. Library Expansion / Replacement	15	\$0.0	\$586.7
University Area Community Library	10	645.8	775.0

Parks

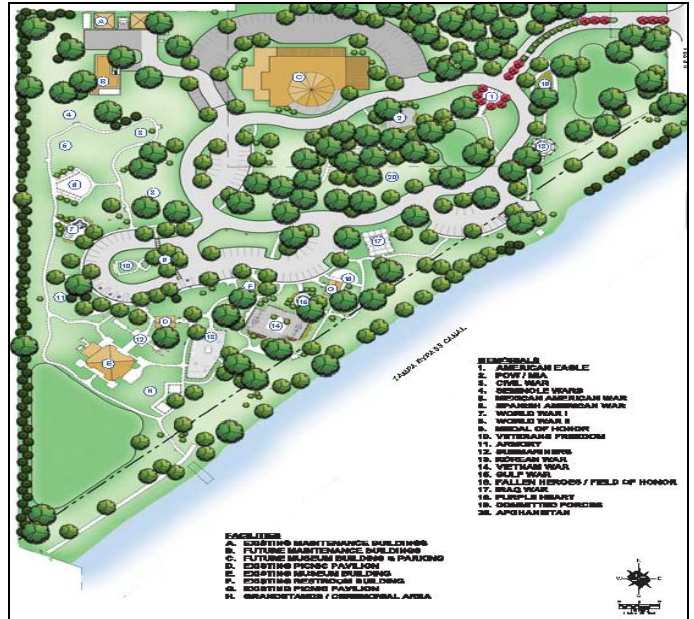
The Recommended FY 18 – FY 23 Parks Facilities Program totals \$91.4 million. The program is funded through a combination of impact fees, Community Investment Tax proceeds, ad valorem tax proceeds, long-term financing and Boat Improvement Fees.

Five new projects have been added to the Parks Capital Improvement Program including the Alderman’s Ford Park Boardwalk Repairs at \$400,000, the Apollo Beach Site Improvement at \$225,000, the Kenly Recreation Center HVAC Replacement at \$250,000, the Northdale

Recreation Center HVAC Replacement at \$250,000 and the Shimberg Soccer Complex Improvement at \$550,000. The Shimberg park project includes construction of a multi-purpose synthetic grass field and miscellaneous site work.

Ten projects are scheduled for completion in FY 18 including the Alafia River Boat Ramp, the Alderman’s Ford Park Boardwalk Repairs, the Baker Creek Boat Ramp, the Brandon Aquatic Center, the Cockroach Bay Boat Ramp, the Courtney Campbell Scenic Highway Trail, the Flatwoods Park Trail Repairs, the Kenly Recreation Center HVAC Replacement, the Northdale Recreation Center HVAC Replacement and the Seffner Mango Park. The Seffner Park will develop land designated for the park into a passive park to include community gardens, shade shelters, walking/jogging trails, landscaping, fencing and various site improvements.

Two projects were completed in FY 17 including the Cypress Creek ELAPP Site Access Improvement and the Town N Country Area Recreation Center. The Town N Country Area Recreation Center constructed and expanded the existing building together with associated site improvements.



Veterans Memorial Park Expansion Phase I/II/III

Another significant project in the CIP is the Veterans Memorial Park Expansion project. This project will redesign and expand the existing Veteran’s Memorial Park and Museum located on Highway 301 North. Phase I will include installation of an entry feature, signage and icon, site work, roads, parking and a caretaker area. Phase II

CAPITAL IMPROVEMENT PROGRAM OVERVIEW

will include construction of a "Freedom Trail" and observation decks. Phase III will include County funding for design and construction of individual memorials. The recommended memorial projects are as follow: Seminole Indian Wars, Mexican War, Civil War, Spanish American War, World War I, World War II, Korean War, Vietnam War, Gulf War, Iraq, Afghanistan, Field of Honor, Committed Forces, Purple Heart, Medal of Honor, and POW/MIA.

Some projects are shown in the Recommended CIP with undetermined funding in "Future" years. Future funding may be determined based on project prioritization and available options at the Board of County Commissioners' discretion.

Jan K. Platt Environmental Lands Acquisition and Protection Program (ELAPP)

The Jan K. Platt Environmental Lands Acquisition and Protection Program (ELAPP) is a voluntary land preservation program based in the Conservation and Environmental Lands Management Department. The ELAP Program is dedicated to the protection and preservation of natural and environmentally significant resources, as well as restoration of natural habitat. Properties preserved through ELAPP are available for recreational uses compatible with the preservation objectives. Some of the criteria used when considering a property for protection are: contains unique or scarce natural habitat for endangered species, protection of water resources, or lands that buffer, link or provide access to existing environmentally sensitive lands.

Historically, funding was secured through an operating and debt service ad valorem millage not exceeding 0.25 mills in any one year period. A four year property tax was originally approved by the 71% of the voters in 1987 and in 1990 a referendum authorizing \$100 million in bonds was approved by 73% of the voters. In November 2008, nearly 79% of the voters approved the issuance of up to \$200 million in bonds to continue capital funding for the ELAP Program. So far \$59.4 million has been issued of the \$200 million authorized by the voters.

As of October 1, 2015, the County has preserved approximately 61,500 acres at a cost of \$258.6 million, of which \$83.6 million (or 32.3%) has been funded by other agencies.

Operating Impact – There is one project that will begin incurring operating costs in FY 18 and two projects in FY 19.

Parks Projects	New Positions	Operating Impact (In thousands)	
		FY 18	FY 19
Seffner Mango Park	0	\$20.0	\$20.0
Brandon Area Dog Park	0	0.0	22.5
Veterans Memorial Park Expansion Phase I/II/III	0	0.0	16.6

Solid Waste Enterprise

The Recommended FY 18 – FY 23 Solid Waste Enterprise Program totals \$20.5 million. The Solid Waste Enterprise Program is funded with financing and revenues generated from fees and assessments paid by customers of the enterprise.

The program has eight active projects in the Capital Improvement Program. Most of these projects are concentrated on enhancing some of the service centers throughout the county. One of these projects is the Northwest Community Collection Center and Household Hazardous Waste Improvements. This project will design, permit, construct and provide quality assurance for the Northwest Community Collection Center Improvements project. The improvements are necessary to provide a better site configuration thus improving safety, customer traffic flow, efficiency of the operation and improve the overall customer experience while using the facility.

Another project in the CIP is the Southeast County Landfill Leachate Line Connection to Sewer Main. This project will install a six inch HDPE line, two new booster pumps and improvements to the existing leachate pump station to connect the leachate collection and treatment system to the sewer main line. Connection is necessary to eliminate the need to haul the leachate off site and improve operations.

Operating Impact – No new projects are scheduled to begin incurring operating costs in FY 18 or FY 19.

Stormwater

The Recommended FY 18 – FY 23 Stormwater Program totals \$114.5 million. The program is funded with a combination of Stormwater Fees, Community Investment Tax, Enterprise Fees and grants. There is the potential for additional funding starting in FY 18 and subsequent years if the BOCC approves an increase in Stormwater fees.

The program includes ongoing funding for the following Master Programs: Countywide Culvert Renewal and Replacement; Neighborhood Drainage Improvements;

CAPITAL IMPROVEMENT PROGRAM OVERVIEW

Stormwater Pumping Station Renewal and Replacement; Watershed Master Plan Implementation; Water Quality Improvement and Environmental; Watershed Drainage Improvements; and Watershed Master Plan Updates.

The Countywide Culvert Renewal and Replacement Program replaces or repairs culverts at various locations throughout Hillsborough County. The Watershed Master Plan Implementation Program studies the water quantity, and water quality if applicable in various watersheds within Hillsborough County. The Neighborhood Drainage Improvements Program is intended to alleviate flooding on County-maintained roadways that do not meet the County's level of service for flood protection. These projects are initiated at the conclusion of a drainage investigation of actual flooding identifying the deficiencies.



Neighborhood System Improvements


Four projects are scheduled for completion in FY 17 including the Delaney Creek Stormwater Plan Implementation project and the Sun City Inlet Covers project. Two existing master projects are concluding (Countywide Watershed Management Masterplan Update and Culvert Replacement Program) with their work continuing under other master projects. No new stormwater stand-alone projects are being added in FY 18.

Operating Impact – New stormwater infrastructure normally does not have explicit additional operating costs beyond additional materials and supplies for maintenance. It is estimated that ongoing annual

maintenance costs for stormwater improvements are \$2.50 per \$1,000 of project cost. Stormwater infrastructure maintenance requirements include keeping drainage areas free from silt, litter, leaves and debris as well as repairing cracked or broken stormwater pipes, culverts and other stormwater infrastructure. It is anticipated that maintenance of new stormwater infrastructure can be absorbed within the operating budget of the various maintenance components of the Public Works Department. However, as more infrastructure becomes operational each year, additional staff and equipment will be needed at some future date to maintain infrastructure at desired levels.

Transportation

The Recommended FY 18 – FY 23 Transportation Program totals \$779.6 million. The program is funded with a combination of Fuel Tax, Community Investment Tax, financing, General Revenues, Grants and Impact Fees.



Bruce B. Downs (Bearss to Palm Springs) Widening

The Board of County Commissioners has committed to direct more resources towards transportation. On September 8, 2016, the Board approved Policy number 03.05.09.00, Ten Year Commitment to Increase Funding for Transportation - Budget Preparation which targets / prioritizes increased funding for transportation over a ten year period. After the Board adopted the FY 17 - FY 21 CIP, a resolution to amend the CIP was approved by the Board on October 19, 2016 to add transportation projects that will be funded through the new policy. At the February 1, 2017 BOCC meeting, staff was directed to

CAPITAL IMPROVEMENT PROGRAM OVERVIEW

set up a Transportation Work Plan workshop in February and schedule a public hearing for March 1, 2017 to amend the Adopted FY 17 - FY 21 CIP. Three more projects were added to the transportation program during this public hearing. All projects that were added through the two CIP amendment resolutions are identified by having "****" after the project number in the projects summary schedule.

Key areas in the Transportation Work Plan include widening projects (Big Bend Road, Lithia Pinecrest Road, Van Dyke Road), intersection / interchange improvements (Big Bend Road at I -75, various locations on State Road 60, safety enhancements at various locations) and roadway improvements (East 131st Avenue improvements, Northwest University Area improvements, Progress Boulevard and South 78th Street improvements, Sun City Center pedestrian mobility improvements and Westshore Boulevard complete street improvements).

One new project is being added to the program as part of the recommended budget. The Ferry Station – South County to MacDill Air Force Base project will help establish new ferry service from a south county location to MacDill Air Force Base. This project has been discussed extensively by the Board at previous meetings and workshops.

Many other previously funded projects continue in this CIP. The program includes funding for important bridge replacements (2nd Street and Maydell bridges), Bell Shoals Road Widening, the last two phases of Bruce B. Downs Boulevard widening, bridge repairs, intersection improvements, sidewalks, pavement preservation and paved shoulders / bicycle lanes for County rural roads. More information about specific transportation projects can be found in the Transportation Program section of this document.

Seven projects are scheduled for completion in FY 17 including the Bruce B. Downs (Bearss Avenue to Palm Springs) Road Widening, CR 579 (Mango Road) I-4 to Sligh Avenue, Gunn Highway and Linebaugh Avenue Intersection Improvements projects. Four existing master projects are concluding (Consolidated Bridge and Guardrail Rehabilitation and Repair, New Traffic Signals, Pavement Treatment Program and Sidewalk ADA Retrofit Program projects) with their work continuing under new master projects.

Operating Impact – While new transportation infrastructure generally has no immediate direct operating costs associated with it, future and ongoing maintenance expenditures are needed to keep the roads up to County

standards. Ongoing maintenance costs include pothole patching, lane and crosswalk re-striping, sign and traffic signal replacement, and roadside right-of-way mowing and maintenance. It costs approximately \$12,500 a year to maintain each lane mile of roadway. The County is responsible for maintaining over 6,933 lane miles throughout the county. Note that major road resurfacing is budgeted separately under the capital program. It is anticipated that additional transportation infrastructure scheduled for FY 18 completion can be maintained within the budget. Like stormwater, as more transportation infrastructure continues to become operational, additional staff and equipment will be needed at some point to maintain infrastructure at desired levels. The annual cost to maintain traffic signals is approximately \$6,000 per signalized intersection; \$2,400 for utility cost and \$3,600 for maintenance costs.

The following table identifies the anticipated projects that will be completed in FY 18 and FY 19 and their operating impacts.

Transportation Projects	New Positions	Operating Impact (In thousands)	
		FY 18	FY 19
Bruce B. Downs (Pebble Creek to Pasco County Line) Road Widening	15	\$0.5	\$6.0
East Keyville over West Branch Bridge	10	0.0	0.1

Water Enterprise

The Recommended FY 18 – FY 23 Water Enterprise Program totals \$442.9 million. The Water Enterprise Program includes potable water, wastewater and reclaimed water projects and is funded with a combination of long-term financing, revenue generated from fees, rates and charges paid by customers of the enterprise.

Five projects are scheduled for completion in FY 18 including the Bloomingdale Avenue Reclaimed Water Transmission Main Extension, the BSOC Pump Shop Test Panel, the Supervisory Control & Data Acquisition For Pump Stations Phase II, the Valrico AWTP Clarifier Launder Covers and the Environmental Laboratory Replacement. The Environmental Laboratory Replacement project will design and construct an approximately 20,000 square foot environmental laboratory in the Central portion of Hillsborough County. The project will require land acquisition, site development, building, parking, laboratory space and administrative space.

CAPITAL IMPROVEMENT PROGRAM OVERVIEW

One significant project in the program is the River Oaks Diversion Forcemain and Pump Station project that will divert wastewater flow from the River Oaks Wastewater Treatment Plant to the Northwest Regional Water Reclamation Facility, decommissions & demolishes the River Oaks Plant, and then repurposes the plant site to a greenfield condition. The project includes the design, permitting and construction of a forcemain and pumping station to transfer wastewater flow from the River Oaks site to the Northwest Regional Water Reclamation Facility. Improvements are essential to meeting long-term environmental needs and decommissioning of the River Oaks plant.

Eighteen projects were completed in FY 17 including the Dale Mabry Diversion Forcemain. This project consists of the construction of approximately 24,600 linear feet of 20-inch forcemain and 14,150 linear feet of 36-inch forcemain between the Dale Mabry and Northwest Regional Advanced Wastewater Treatment Plant.



Dale Mabry Wastewater Diversion Project

An ongoing project of significant note is the current construction of the South County Wastewater Treatment Plant Expansion at a cost of \$98.2 million. This project will expand the existing South County Regional Advanced Wastewater Treatment Plant from 4.5 million gallons per day (MGD) to 10 MGD. The design of the expansion should consider new technologies including membrane biological reactor (MBR) treatment processes to reduce the foot print of the expanded facility.

Other important projects of note are the future expansion of the Northwest Hillsborough Wastewater Reclamation

Facility and the decommissioning of the existing River Oaks and Dale Mabry Wastewater Treatment Plants. The proposed decommissioning of the two older facilities and further expansion of a more modern facility will significantly reduce the total operating costs associated with these facilities, while treating the same amount of Wastewater.

Operating Impact – There are two projects that will begin incurring operating costs in FY 18.

Water Enterprise Projects	New Positions	Operating Impact (In thousands)	
		FY 18	FY 19
Environmental Laboratory Replacement	0	\$66.5	\$114.0
Supervisory Control & Data Acquisition for Pump Stations Ph II	0	43.8	75.0

Major Repair, Replacement, Renovation, and Maintenance Program

During the FY 02 capital budget process, the Board of County Commissioners, concerned about maintaining the condition of County facilities, established the Major Repair, Replacement, Renovation and Maintenance Program (R3M). The program focuses on non-routine repairs, renovations, replacement or maintenance of existing facilities rather than construction of new facilities or infrastructure. Projects included in this program are typically under \$150,000, do not add square footage to an existing facility, and can be delivered within a twelve-month period. This program is more flexible than the CIP process, allowing the County to react in a more timely manner to facility related emergencies or non-routine repairs and maintenance needs. The projects can be identified, budgeted and completed within a twelve-month period.

To ensure that funding is available to maintain existing facilities, the Board of County Commissioners sets aside a minimum of 1% of anticipated annual revenues in the Countywide General Fund, the Unincorporated Area General Fund and the Library District Fund. The FY 18 Recommended Budget includes an increase of the set aside for the Unincorporated Area General Fund from 1% to 1½%. The recommended FY 18 allocations will generate approximately \$4.7 million for Countywide General Fund, \$3.3 million for the Unincorporated Area General Fund and \$441,000 for the Library District Fund. A list of proposed FY 18 R3M projects can be found in the appendix section of this document.

Monitoring

The Capital Budget Team conducts regular reviews of capital project status, allocations and expenditures along with related activities. The purposes of these reviews are:

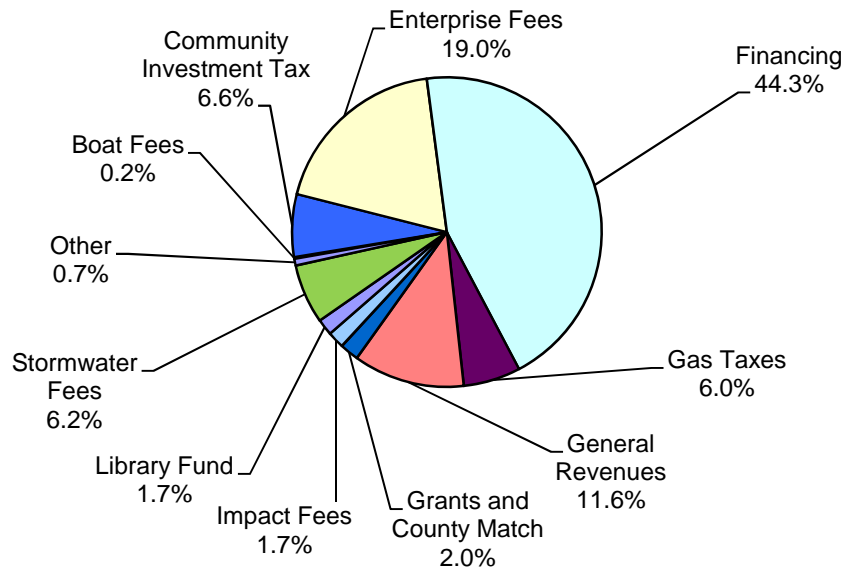
- To ensure compliance with applicable statutes, ordinances, County policies and procedures, and sound accounting and budgeting practices.
- To identify projects with excess appropriations that might be subject to reallocation.

- To track impact fee revenues and expenditures to ensure that impact fees are being spent in a timely manner as required by ordinance.

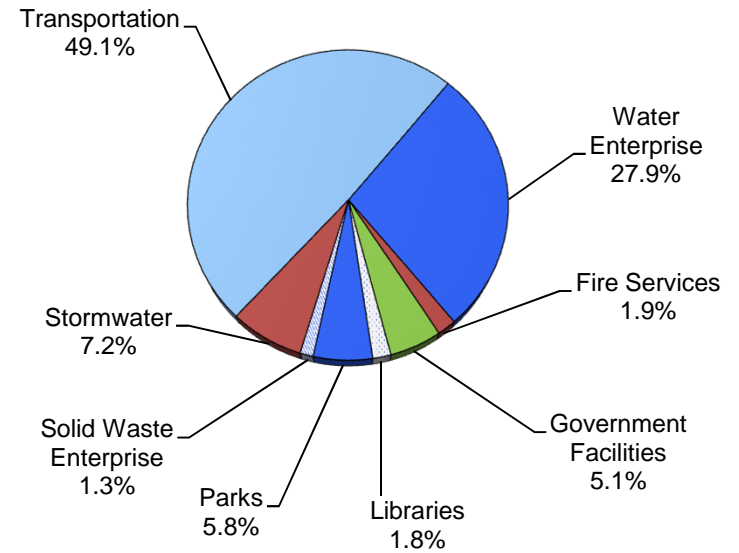
Results of these analyses are communicated to appropriate management and staff for follow-up and corrective action. To assist in the reviews, the Capital Budget Team generates numerous variance and tracking reports from the County's financial system.

CAPITAL IMPROVEMENT PROGRAM SOURCES & USES

**Where the Money Comes From (Sources)
FY 18 - FY 23**



**Where the Money Goes (Uses)
FY 18 - FY 23**



Each 1% equals \$15.9 Million
Total funding equals \$1.588 Billion

**CAPITAL IMPROVEMENT PROGRAM
SOURCES AND USES OF FUNDS SUMMARY
FY 18 - FY 23 (in thousands)**

<u>SOURCES</u>	<u>AMOUNT</u>
Boat Fees	\$2,939
Community Investment Tax	104,024
Enterprise Fees	301,298
Financing (a)	704,287
Gas Taxes	95,002
General Revenues	184,379
Grants and County Match	31,717
Impact Fees	27,580
Library Fund	27,274
Stormwater Fees	98,701
Other	10,867
TOTAL SOURCES	\$1,588,068

<u>USES</u>	<u>AMOUNT</u>
Fire Services	\$29,650
Government Facilities	81,449
Libraries	28,223
Parks *	91,393
Solid Waste Enterprise *	20,468
Stormwater *	114,465
Transportation *	779,570
Water Enterprise *	442,852
TOTAL USES	\$1,588,068

(a) Includes both short-term and long-term borrowings.

** CIE Facilities (required capital improvements elements of the Comprehensive Plan in the Growth Management Act of 1985)*

CAPITAL IMPROVEMENT PROGRAM - SOURCES OF FUNDS SUMMARY
(in thousands)

<u>SOURCES</u>	<u>TOTAL ESTIMATE</u>	<u>PRIOR REVENUES</u>	<u>FY 18</u>		<u>FY 19</u>	<u>FY 20</u>	<u>FY 21</u>	<u>FY 22</u>	<u>FY 23</u>	<u>FUTURE</u>
			<u>Carryforward</u>	<u>Additional</u>						
Boat Fees	\$2,939	\$0	\$2,439	\$250	\$50	\$50	\$50	\$50	\$50	\$0
Community Investment Tax I	5,209	3,858	1,345	6	0	0	0	0	0	0
Community Investment Tax II	48,484	43,283	5,202	(0)	0	0	0	0	0	0
Community Investment Tax III	238,955	141,483	93,902	3,570	0	0	0	0	0	0
Enterprise Fees	645,948	322,150	156,272	50,479	46,464	12,846	12,546	11,346	11,346	22,500
Financing	1,078,057	237,780	217,741	94,535	52,151	108,693	125,848	68,320	37,000	135,990
Gas Taxes	161,711	26,659	11,274	15,728	13,600	13,600	13,600	13,600	13,600	40,050
General Revenues	357,058	199,269	63,704	35,932	37,453	5,175	5,175	5,175	5,175	0
General Revenues-R3M	34,989	8,399	10,802	7,384	8,403	0	0	0	0	0
Grants & County Match	130,763	99,047	33,382	(1,666)	0	0	0	0	0	0
Impact Fees	90,475	62,895	24,586	2,445	110	110	110	110	110	0
Library Fund	36,725	9,451	20,278	3,811	3,185	0	0	0	0	0
Other	34,436	23,569	10,297	570	0	0	0	0	0	0
Stormwater Fees	131,283	32,582	9,076	15,626	14,800	14,800	14,800	14,800	14,800	0
Undetermined	27,512	0	0	0	0	0	0	0	0	27,512
Subtotal FY 18			\$660,301	\$228,667						
TOTAL	\$3,024,544	\$1,210,423	\$888,968		\$176,216	\$155,274	\$172,128	\$113,401	\$82,081	\$226,052

TOTAL FY 18 - FY 23 = \$1,588,068

CAPITAL IMPROVEMENT PROGRAM - USES OF FUNDS BY PROGRAM SUMMARY
(in thousands)

<u>PROGRAM</u>	<u>TOTAL ESTIMATE</u>	<u>PRIOR EXPENSES</u>	<u>FY 18</u>		<u>FY 19</u>	<u>FY 20</u>	<u>FY 21</u>	<u>FY 22</u>	<u>FY 23</u>	<u>FUTURE</u>
			<u>Carryforward</u>	<u>Additional</u>						
Fire Services	\$50,951	\$21,301	\$17,400	\$2,750	\$1,900	\$1,900	\$1,900	\$1,900	\$1,900	\$0
Government Facilities	297,764	213,315	41,636	12,535	14,178	3,275	3,275	3,275	3,275	3,000
Library Services	39,186	10,964	21,226	3,811	3,185	0	0	0	0	0
Parks	268,980	153,075	85,538	5,605	50	50	50	50	50	24,512
Solid Waste Enterprise	22,460	1,992	3,733	7,534	6,500	1,500	1,200	0	0	0
Stormwater	176,597	62,132	25,412	15,053	14,800	14,800	14,800	14,800	14,800	0
Transportation	1,244,232	288,622	150,660	138,571	95,639	122,403	139,557	82,030	50,710	176,040
Water Enterprise	924,374	459,022	314,696	42,808	39,964	11,346	11,346	11,346	11,346	22,500
Subtotal FY 18			\$660,301	\$228,667						
TOTAL	\$3,024,544	\$1,210,423	\$888,968		\$176,216	\$155,274	\$172,128	\$113,401	\$82,081	\$226,052

TOTAL FY 18 - FY 23 = \$1,588,068



Hillsborough
County Florida

For more information, contact the Management & Budget department
(813) 272-5890 • HCFLGov.net/Budget



Fire Services Program



SM

Hillsborough County Florida

For more information, contact the Management & Budget department
(813) 272-5890 • HCFLGov.net/Budget

FIRE SERVICES PROGRAM
SOURCES AND USES OF FUNDS SUMMARY
(in thousands)

<u>Sources of Funds:</u>	<u>TOTAL</u>	<u>PRIOR</u>	<u>FY 18</u>		<u>FY 19</u>	<u>FY 20</u>	<u>FY 21</u>	<u>FY 22</u>	<u>FY 23</u>	<u>FUTURE</u>
	<u>ESTIMATE</u>	<u>REVENUES</u>	<u>Carryforward</u>	<u>Additional</u>						
Financing	\$16,949	\$8,485	\$8,464	\$0	\$0	\$0	\$0	\$0	\$0	\$0
General Revenues	26,889	10,256	5,133	2,000	1,900	1,900	1,900	1,900	1,900	0
General Revenues-R3M	750	0	0	750	0	0	0	0	0	0
Impact Fees	563	560	4	0	0	0	0	0	0	0
Other	5,800	2,000	3,800	0	0	0	0	0	0	0
Subtotal FY18			\$17,400	\$2,750						
Total	\$50,951	\$21,301	\$20,150		\$1,900	\$1,900	\$1,900	\$1,900	\$1,900	\$0

TOTAL FY 18 - FY 23 = \$29,650

<u>Uses of Funds:</u>	<u>TOTAL</u>	<u>PRIOR</u>	<u>FY 18</u>		<u>FY 19</u>	<u>FY 20</u>	<u>FY 21</u>	<u>FY 22</u>	<u>FY 23</u>	<u>FUTURE</u>
	<u>ESTIMATE</u>	<u>EXPENSES</u>	<u>Carryforward</u>	<u>Additional</u>						
Administration	\$253	\$193	\$75	(\$15)	\$0	\$0	\$0	\$0	\$0	\$0
Construction	21,284	12,782	8,488	15	0	0	0	0	0	0
Design	1,387	1,287	100	0	0	0	0	0	0	0
Development	89	89	0	0	0	0	0	0	0	0
Equipment	23,372	6,044	6,477	1,851	1,800	1,800	1,800	1,800	1,800	0
Land/ROW	1,330	731	551	49	0	0	0	0	0	0
Non-Capital	3,235	175	1,710	850	100	100	100	100	100	0
Subtotal FY18			\$17,400	\$2,750						
Total	\$50,951	\$21,301	\$20,150		\$1,900	\$1,900	\$1,900	\$1,900	\$1,900	\$0

TOTAL FY 18 - FY 23 = \$29,650

FIRE SERVICES PROGRAM
COMPLETED AND CANCELED PROJECTS - FY 17

<u>PROJECT NUMBER</u>	<u>PROJECT TITLE</u>	<u>ACTUAL/PROJECTED COMPLETION DATE ⁽¹⁾</u>
<u>COMPLETED PROJECTS</u>		
C91181000	Wimauma Fire Station # 22 Replacement	Nov 2016

(1) - Includes projects anticipated to be completed by 9/30/17.

**FIRE SERVICES PROGRAM
PROJECTS SUMMARY SCHEDULE
(in thousands)**

PROJECT NUMBER	PROJECT TITLE	TOTAL ESTIMATED COST	PRIOR EXPENSES	FY 18		FY 19	FY 20	FY 21	FY 22	FY 23	FUTURE	PROJECT COMPLETION DATE
				Carryforward	Additional							
C91182000	Apollo Beach FS #29 Enhance/Land Acq for Future Expansion	\$812	\$694	\$118	\$0	\$0	\$0	\$0	\$0	\$0	\$0	Dec 2017
C91183000	Carrollwood Fire Station # 19 Expansion / Replacement	2,525	2,388	138	0	0	0	0	0	0	0	Post Construction
C91179000	East Lake Fire Station # 32 Replacement	4,800	527	4,273	0	0	0	0	0	0	0	Sep 2018
C91191000	Fire Rescue Equipment Replacement/Modernization	18,616	3,169	3,996	1,951	1,900	1,900	1,900	1,900	1,900	0	Ongoing
C91196000*	Fire Station #28 Sun City HVAC Replacement (R3M)	200	0	0	200	0	0	0	0	0	0	Sep 2018
C91193000*	Fire Station #37 Providence HVAC Replacement (R3M)	200	0	0	200	0	0	0	0	0	0	Sep 2018
C91194000*	Fire Station #38 River Oaks HVAC Replacement (R3M)	175	0	0	175	0	0	0	0	0	0	Sep 2018
C91195000*	Fire Station #39 Tampa Shores HVAC Replacement (R3M)	175	0	0	175	0	0	0	0	0	0	Sep 2018
C91170000	Fire Stations Hardening	6,031	5,334	437	260	0	0	0	0	0	0	Ongoing
C91189000	Fishhawk Fire Station	3,751	200	3,551	0	0	0	0	0	0	0	Apr 2018
C91192000	Land Acquisition For New Fire Stations	716	116	551	49	0	0	0	0	0	0	Ongoing
C91190000	Next Generation 911 Equipment	5,800	2,000	3,800	0	0	0	0	0	0	0	Dec 2017
C91185000	Riverview Fire Station # 16 Replacement	2,755	2,686	129	(60)	0	0	0	0	0	0	Post Construction
C91187000	Sundance Fire Station #8 Expansion and Renovation	1,485	1,398	87	0	0	0	0	0	0	0	Post Construction
C91181000	Wimauma Fire Station # 22 Replacement	2,910	2,789	321	(200)	0	0	0	0	0	0	Post Construction
	Subtotal FY 18			\$17,400	\$2,750							
	Total Fire Services Program	\$50,951	\$21,301	\$20,150		\$1,900	\$1,900	\$1,900	\$1,900	\$1,900	\$0	

TOTAL FY 18 - FY 23 = \$29,650

* - New Project TBD - To be Determined

Note: Some projects have "Post Construction" in the Project Completion Date column. These projects have finished their primary construction phases and may have been placed in use; nevertheless, these projects still have unspent balances that are earmarked for post-construction project costs.

PROJECT TITLE: APOLLO BEACH FIRE STATION #29 ENHANCEMENTS/LAND ACQUISITION FOR FUTURE EXPANSION
 PROJECT NUMBER: C91182000
 CIE REQUIREMENTS: N
 LEVEL OF SERVICE IMPACT: N/A
 PROGRAM: FIRE SERVICES

PROJECT DESCRIPTION:
 The current Apollo Beach Fire Station Number 29 is in need of renovation. The Fire Rescue Department has recognized a need to renovate the station, specifically the kitchen and day room areas, and the restrooms and showers. This project also provides for the acquisition of land for a future station location near the target area of Apollo Beach Boulevard and Highway 41 which is projected to be funded in 2020 per the Fire Rescue Master Plan. This project will ultimately provide for increased services in this growing area of southwest Hillsborough County.

OPERATING COST IMPACT:
 Additional annual operating cost impact is estimated at \$15,000 for existing station and additional land. Operating costs for future station TBD.

PROJECT COMPLETION DATE: Dec 2017



Sources of Funds (in \$000s):	Total Estimated Sources	Prior Revenues	FY 18		FY 19	FY 20	FY 21	FY 22	FY 23	Future
			Carryforward	Additional						
Financing	\$812	\$694	\$118	\$0	\$0	\$0	\$0	\$0	\$0	\$0
General Revenues	0	0	0	0	0	0	0	0	0	0
General Revenues-R3M	0	0	0	0	0	0	0	0	0	0
Impact Fees	0	0	0	0	0	0	0	0	0	0
Other	0	0	0	0	0	0	0	0	0	0
Undetermined	0	0	0	0	0	0	0	0	0	0
Subtotal FY18			\$118	\$0						
Total	\$812	\$694	\$118	\$0	\$0	\$0	\$0	\$0	\$0	\$0

Uses of Funds (in \$000s):	Total Estimated Cost	Prior Expenses	FY 18		FY 19	FY 20	FY 21	FY 22	FY 23	Future
			Carryforward	Additional						
Administration	\$8	\$8	\$0	\$0	\$0	\$0	\$0	\$0	\$0	\$0
Construction	228	110	118	0	0	0	0	0	0	0
Design	31	31	0	0	0	0	0	0	0	0
Development	9	9	0	0	0	0	0	0	0	0
Equipment	0	0	0	0	0	0	0	0	0	0
Land/ROW	536	536	0	0	0	0	0	0	0	0
Non-Capital	0	0	0	0	0	0	0	0	0	0
Subtotal FY18			\$118	\$0						
Total	\$812	\$694	\$118	\$0	\$0	\$0	\$0	\$0	\$0	\$0

PROJECT TITLE: CARROLLWOOD FIRE STATION # 19 EXPANSION / REPLACEMENT
 PROJECT NUMBER: C91183000
 CIE REQUIREMENTS: N
 LEVEL OF SERVICE IMPACT: N/A
 PROGRAM: FIRE SERVICES

PROJECT DESCRIPTION:
 Replace the existing Carrollwood Fire Station at 13210 N. Dale Mabry Highway with a new 2-bay facility at its current site for expanded services. The existing Fire Station requires replacement due to its age, condition and expanded service requirements.

OPERATING COST IMPACT:
 Additional annual operating cost impact is estimated at \$15,000. No new positions are anticipated.

PROJECT COMPLETION DATE: Post Construction



Sources of Funds (in \$000s):	Total Estimated Sources	Prior Revenues	FY 18		FY 19	FY 20	FY 21	FY 22	FY 23	Future
			Carryforward	Additional						
Financing	\$2,426	\$2,288	\$138	\$0	\$0	\$0	\$0	\$0	\$0	\$0
General Revenues	0	0	0	0	0	0	0	0	0	0
General Revenues-R3M	0	0	0	0	0	0	0	0	0	0
Impact Fees	100	100	0	0	0	0	0	0	0	0
Other	0	0	0	0	0	0	0	0	0	0
Undetermined	0	0	0	0	0	0	0	0	0	0
Subtotal FY18			\$138	\$0						
Total	\$2,525	\$2,388	\$138	\$0	\$0	\$0	\$0	\$0	\$0	\$0

Uses of Funds (in \$000s):	Total Estimated Cost	Prior Expenses	FY 18		FY 19	FY 20	FY 21	FY 22	FY 23	Future
			Carryforward	Additional						
Administration	\$42	\$32	\$10	\$0	\$0	\$0	\$0	\$0	\$0	\$0
Construction	2,379	2,251	128	0	0	0	0	0	0	0
Design	95	95	0	0	0	0	0	0	0	0
Development	0	0	0	0	0	0	0	0	0	0
Equipment	6	6	0	0	0	0	0	0	0	0
Land/ROW	3	3	0	0	0	0	0	0	0	0
Non-Capital	0	0	0	0	0	0	0	0	0	0
Subtotal FY18			\$138	\$0						
Total	\$2,525	\$2,388	\$138	\$0	\$0	\$0	\$0	\$0	\$0	\$0

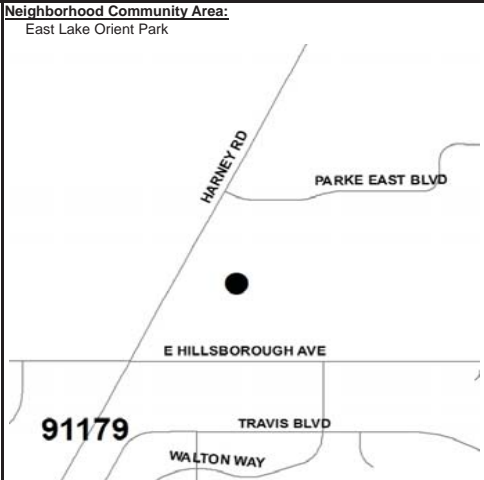
PROJECT TITLE:
EAST LAKE FIRE STATION # 32 REPLACEMENT
CIE REQUIREMENTS: N
LEVEL OF SERVICE IMPACT: N/A

PROJECT NUMBER: C91179000
PROGRAM: FIRE SERVICES

PROJECT DESCRIPTION:
Design and construct a new 4-Bay Fire Station to replace the existing 2-bay East Lake Fire Station for better response in the East Lake/Orient Park area. Land costs for this fire station to be paid for under CIP No. C91153000 Land Acquisition New Fire Stations. The existing Fire Station requires upgrading and enlarging due to its age, condition and expanded service needs. However, due to land and location constraints, it will be more feasible and efficient to relocate the station to a larger site to the east.

OPERATING COST IMPACT:
Additional annual operating cost impact is estimated at \$45,000. No new positions are anticipated.

PROJECT COMPLETION DATE: Sep 2018



Sources of Funds (in \$000s):	Total		FY 18	FY 19	FY 20	FY 21	FY 22	FY 23	Future
	Estimated Sources	Prior Revenues							
Financing	\$4,216	\$85	\$4,131	\$0	\$0	\$0	\$0	\$0	\$0
General Revenues	584	442	141	0	0	0	0	0	0
General Revenues-R3M	0	0	0	0	0	0	0	0	0
Impact Fees	0	0	0	0	0	0	0	0	0
Other	0	0	0	0	0	0	0	0	0
Undetermined	0	0	0	0	0	0	0	0	0
Subtotal FY18			\$4,273						
Total	\$4,800	\$527	\$4,273	\$0	\$0	\$0	\$0	\$0	\$0

Uses of Funds (in \$000s):	Total		FY 18	FY 19	FY 20	FY 21	FY 22	FY 23	Future
	Estimated Cost	Prior Expenses							
Administration	\$27	\$27	\$0	\$0	\$0	\$0	\$0	\$0	\$0
Construction	4,333	130	4,203	0	0	0	0	0	0
Design	433	363	70	0	0	0	0	0	0
Development	7	7	0	0	0	0	0	0	0
Equipment	0	0	0	0	0	0	0	0	0
Land/ROW	0	0	0	0	0	0	0	0	0
Non-Capital	0	0	0	0	0	0	0	0	0
Subtotal FY18			\$4,273						
Total	\$4,800	\$527	\$4,273	\$0	\$0	\$0	\$0	\$0	\$0

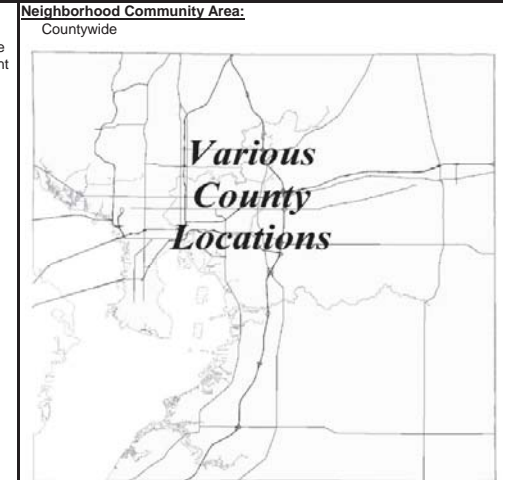
PROJECT TITLE:
FIRE RESCUE EQUIPMENT REPLACEMENT/MODERNIZATION
CIE REQUIREMENTS: N
LEVEL OF SERVICE IMPACT: N/A

PROJECT NUMBER: C91191000
PROGRAM: FIRE SERVICES

PROJECT DESCRIPTION:
This project is for the acquisition, replacement and modernization for Fire Rescue equipment that is currently included in the purchase of the vehicle but the replacement cycle is two to six years while the vehicle replacement cycle is six to thirteen years. It also allows for the modernization of equipment to encompass new technology.

OPERATING COST IMPACT:
No significant change in operating cost is anticipated.

PROJECT COMPLETION DATE: Ongoing



Sources of Funds (in \$000s):	Total		FY 18	FY 19	FY 20	FY 21	FY 22	FY 23	Future
	Estimated Sources	Prior Revenues							
Financing	\$0	\$0	\$0	\$0	\$0	\$0	\$0	\$0	\$0
General Revenues	18,616	3,169	3,996	1,900	1,900	1,900	1,900	1,900	0
General Revenues-R3M	0	0	0	0	0	0	0	0	0
Impact Fees	0	0	0	0	0	0	0	0	0
Other	0	0	0	0	0	0	0	0	0
Undetermined	0	0	0	0	0	0	0	0	0
Subtotal FY18			\$3,996						
Total	\$18,616	\$3,169	\$5,947	\$1,900	\$1,900	\$1,900	\$1,900	\$1,900	\$0

Uses of Funds (in \$000s):	Total		FY 18	FY 19	FY 20	FY 21	FY 22	FY 23	Future
	Estimated Cost	Prior Expenses							
Administration	\$0	\$0	\$0	\$0	\$0	\$0	\$0	\$0	\$0
Construction	0	0	0	0	0	0	0	0	0
Design	0	0	0	0	0	0	0	0	0
Development	0	0	0	0	0	0	0	0	0
Equipment	18,000	3,153	3,996	1,800	1,800	1,800	1,800	1,800	0
Land/ROW	0	0	0	0	0	0	0	0	0
Non-Capital	616	16	0	100	100	100	100	100	0
Subtotal FY18			\$3,996						
Total	\$18,616	\$3,169	\$5,947	\$1,900	\$1,900	\$1,900	\$1,900	\$1,900	\$0

PROJECT TITLE:
 FIRE STATION #28 SUN CITY HVAC REPLACEMENT (R3M)
 CIE REQUIREMENTS: N
 LEVEL OF SERVICE IMPACT: N/A

PROJECT NUMBER: C91196000
 PROGRAM: FIRE SERVICES

PROJECT DESCRIPTION:
 Project is for performing needed replacement of the HVAC system equipment and controls that have reached their useful life expectancy.

OPERATING COST IMPACT:
 No significant change in operating costs is anticipated.

PROJECT COMPLETION DATE: Sep 2018



Sources of Funds (in \$000s):	Total		FY 18	FY 19	FY 20	FY 21	FY 22	FY 23	Future
	Estimated Sources	Prior Revenues							
Financing	\$0	\$0	\$0	\$0	\$0	\$0	\$0	\$0	\$0
General Revenues	0	0	0	0	0	0	0	0	0
General Revenues-R3M	200	0	0	200	0	0	0	0	0
Impact Fees	0	0	0	0	0	0	0	0	0
Other	0	0	0	0	0	0	0	0	0
Undetermined	0	0	0	0	0	0	0	0	0
Subtotal FY18			\$0	\$200					
Total	\$200	\$0	\$200	\$0	\$0	\$0	\$0	\$0	\$0

Uses of Funds (in \$000s):	Total		FY 18	FY 19	FY 20	FY 21	FY 22	FY 23	Future
	Estimated Cost	Prior Expenses							
Administration	\$0	\$0	\$0	\$0	\$0	\$0	\$0	\$0	\$0
Construction	0	0	0	0	0	0	0	0	0
Design	0	0	0	0	0	0	0	0	0
Development	0	0	0	0	0	0	0	0	0
Equipment	0	0	0	0	0	0	0	0	0
Land/ROW	0	0	0	0	0	0	0	0	0
Non-Capital	200	0	0	200	0	0	0	0	0
Subtotal FY18			\$0	\$200					
Total	\$200	\$0	\$200	\$0	\$0	\$0	\$0	\$0	\$0

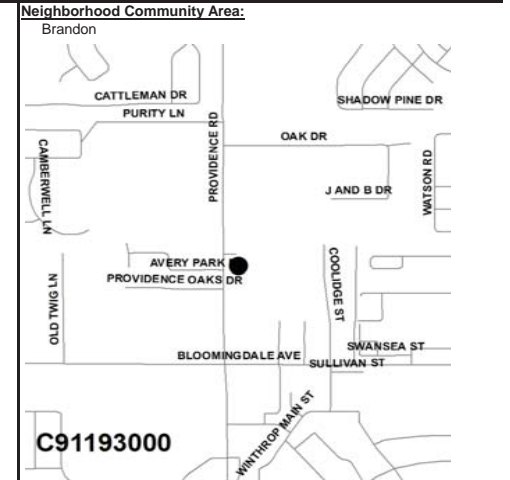
PROJECT TITLE:
 FIRE STATION #37 PROVIDENCE HVAC REPLACEMENT (R3M)
 CIE REQUIREMENTS: N
 LEVEL OF SERVICE IMPACT: N/A

PROJECT NUMBER: C91193000
 PROGRAM: FIRE SERVICES

PROJECT DESCRIPTION:
 Project is for performing needed replacement of the HVAC system equipment and controls that have reached their useful life expectancy.

OPERATING COST IMPACT:
 No significant change in operating costs is anticipated.

PROJECT COMPLETION DATE: Sep 2018



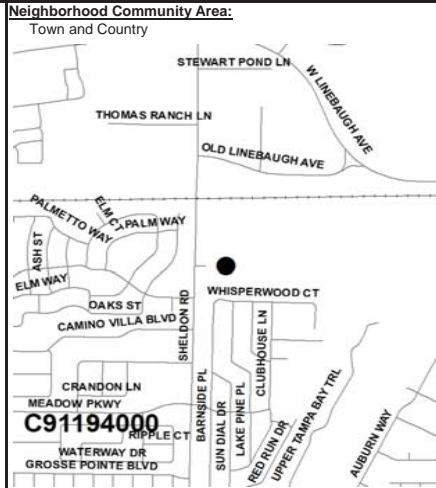
Sources of Funds (in \$000s):	Total		FY 18	FY 19	FY 20	FY 21	FY 22	FY 23	Future
	Estimated Sources	Prior Revenues							
Financing	\$0	\$0	\$0	\$0	\$0	\$0	\$0	\$0	\$0
General Revenues	0	0	0	0	0	0	0	0	0
General Revenues-R3M	200	0	0	200	0	0	0	0	0
Impact Fees	0	0	0	0	0	0	0	0	0
Other	0	0	0	0	0	0	0	0	0
Undetermined	0	0	0	0	0	0	0	0	0
Subtotal FY18			\$0	\$200					
Total	\$200	\$0	\$200	\$0	\$0	\$0	\$0	\$0	\$0

Uses of Funds (in \$000s):	Total		FY 18	FY 19	FY 20	FY 21	FY 22	FY 23	Future
	Estimated Cost	Prior Expenses							
Administration	\$0	\$0	\$0	\$0	\$0	\$0	\$0	\$0	\$0
Construction	0	0	0	0	0	0	0	0	0
Design	0	0	0	0	0	0	0	0	0
Development	0	0	0	0	0	0	0	0	0
Equipment	0	0	0	0	0	0	0	0	0
Land/ROW	0	0	0	0	0	0	0	0	0
Non-Capital	200	0	0	200	0	0	0	0	0
Subtotal FY18			\$0	\$200					
Total	\$200	\$0	\$200	\$0	\$0	\$0	\$0	\$0	\$0

PROJECT TITLE:
 FIRE STATION #38 RIVER OAKS HVAC REPLACEMENT (R3M)
 CIE REQUIREMENTS: N
 LEVEL OF SERVICE IMPACT: N/A

PROJECT NUMBER: C91194000
 PROGRAM: FIRE SERVICES

PROJECT DESCRIPTION:
 Project is for performing needed replacement of the HVAC system equipment and controls that have reached their useful life expectancy.



OPERATING COST IMPACT:
 No significant change in operating costs is anticipated.

PROJECT COMPLETION DATE: Sep 2018

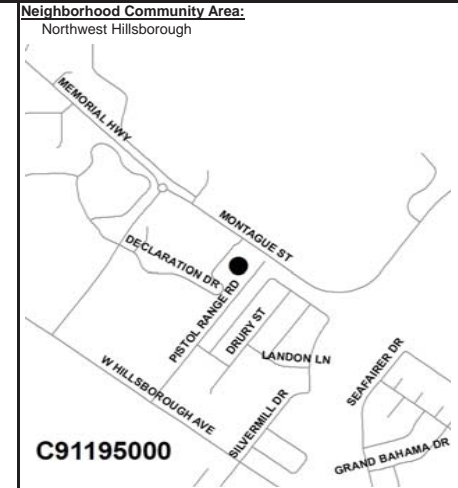
Sources of Funds (in \$000s):	Total		FY 18	FY 19	FY 20	FY 21	FY 22	FY 23	Future
	Estimated Sources	Prior Revenues							
Financing	\$0	\$0	\$0	\$0	\$0	\$0	\$0	\$0	\$0
General Revenues	0	0	0	0	0	0	0	0	0
General Revenues-R3M	175	0	175	0	0	0	0	0	0
Impact Fees	0	0	0	0	0	0	0	0	0
Other	0	0	0	0	0	0	0	0	0
Undetermined	0	0	0	0	0	0	0	0	0
Subtotal FY18			\$0	\$0	\$0	\$0	\$0	\$0	\$0
Total	\$175	\$0	\$175	\$0	\$0	\$0	\$0	\$0	\$0

Uses of Funds (in \$000s):	Total		FY 18	FY 19	FY 20	FY 21	FY 22	FY 23	Future
	Estimated Cost	Prior Expenses							
Administration	\$0	\$0	\$0	\$0	\$0	\$0	\$0	\$0	\$0
Construction	0	0	0	0	0	0	0	0	0
Design	0	0	0	0	0	0	0	0	0
Development	0	0	0	0	0	0	0	0	0
Equipment	0	0	0	0	0	0	0	0	0
Land/ROW	0	0	0	0	0	0	0	0	0
Non-Capital	175	0	175	0	0	0	0	0	0
Subtotal FY18			\$0	\$0	\$0	\$0	\$0	\$0	\$0
Total	\$175	\$0	\$175	\$0	\$0	\$0	\$0	\$0	\$0

PROJECT TITLE:
 FIRE STATION #39 TAMPA SHORES HVAC REPLACEMENT (R3M)
 CIE REQUIREMENTS: N
 LEVEL OF SERVICE IMPACT: N/A

PROJECT NUMBER: C91195000
 PROGRAM: FIRE SERVICES

PROJECT DESCRIPTION:
 Project is for performing needed replacement of the HVAC system equipment and controls that have reached their useful life expectancy.



OPERATING COST IMPACT:
 No significant change in operating costs is anticipated.

PROJECT COMPLETION DATE: Sep 2018

Sources of Funds (in \$000s):	Total		FY 18	FY 19	FY 20	FY 21	FY 22	FY 23	Future
	Estimated Sources	Prior Revenues							
Financing	\$0	\$0	\$0	\$0	\$0	\$0	\$0	\$0	\$0
General Revenues	0	0	0	0	0	0	0	0	0
General Revenues-R3M	175	0	175	0	0	0	0	0	0
Impact Fees	0	0	0	0	0	0	0	0	0
Other	0	0	0	0	0	0	0	0	0
Undetermined	0	0	0	0	0	0	0	0	0
Subtotal FY18			\$0	\$0	\$0	\$0	\$0	\$0	\$0
Total	\$175	\$0	\$175	\$0	\$0	\$0	\$0	\$0	\$0

Uses of Funds (in \$000s):	Total		FY 18	FY 19	FY 20	FY 21	FY 22	FY 23	Future
	Estimated Cost	Prior Expenses							
Administration	\$0	\$0	\$0	\$0	\$0	\$0	\$0	\$0	\$0
Construction	0	0	0	0	0	0	0	0	0
Design	0	0	0	0	0	0	0	0	0
Development	0	0	0	0	0	0	0	0	0
Equipment	0	0	0	0	0	0	0	0	0
Land/ROW	0	0	0	0	0	0	0	0	0
Non-Capital	175	0	175	0	0	0	0	0	0
Subtotal FY18			\$0	\$0	\$0	\$0	\$0	\$0	\$0
Total	\$175	\$0	\$175	\$0	\$0	\$0	\$0	\$0	\$0

PROJECT TITLE:
 FIRE STATIONS HARDENING
 CIE REQUIREMENTS: N
 LEVEL OF SERVICE IMPACT: N/A

PROJECT NUMBER: C91170000

PROGRAM: FIRE SERVICES

PROJECT DESCRIPTION:

The scope of this project is to provide upgrades to all Fire Rescue Facilities to the extent possible and as prioritized, for the survival and the continued operational ability of the facilities in the aftermath of a major storm. This is to include: access to the facility by staff and the public; the protection of operational functions; the protection of all openings; the structural integrity of the building(s); power, water, sewer and communications support; security of personnel; and the strengthening or removal of potential hazardous elements such as auxiliary buildings, trees and towers.

OPERATING COST IMPACT:

Additional annual operating cost impact is estimated at \$5,000 per station.

PROJECT COMPLETION DATE: Ongoing

Neighborhood Community Area:

Countywide



Sources of Funds (in \$000s):	Total	Prior	FY 18		FY 19	FY 20	FY 21	FY 22	FY 23	Future
	Estimated Sources	Revenues	Carryforward	Additional						
Financing	\$339	\$0	\$79	\$260	\$0	\$0	\$0	\$0	\$0	\$0
General Revenues	5,692	5,334	358	0	0	0	0	0	0	0
General Revenues-R3M	0	0	0	0	0	0	0	0	0	0
Impact Fees	0	0	0	0	0	0	0	0	0	0
Other	0	0	0	0	0	0	0	0	0	0
Undetermined	0	0	0	0	0	0	0	0	0	0
Subtotal FY18			\$437	\$260						
Total	\$6,031	\$5,334	\$697		\$0	\$0	\$0	\$0	\$0	\$0

Uses of Funds (in \$000s):	Total	Prior	FY 18		FY 19	FY 20	FY 21	FY 22	FY 23	Future
	Estimated Cost	Expenses	Carryforward	Additional						
Administration	\$41	\$41	\$0	\$0	\$0	\$0	\$0	\$0	\$0	\$0
Construction	4,592	4,006	327	260	0	0	0	0	0	0
Design	335	325	10	0	0	0	0	0	0	0
Development	0	0	0	0	0	0	0	0	0	0
Equipment	1,044	954	90	0	0	0	0	0	0	0
Land/ROW	0	0	0	0	0	0	0	0	0	0
Non-Capital	19	9	10	0	0	0	0	0	0	0
Subtotal FY18			\$437	\$260						
Total	\$6,031	\$5,334	\$697		\$0	\$0	\$0	\$0	\$0	\$0

PROJECT TITLE:
 FISHHAWK FIRE STATION
 CIE REQUIREMENTS: N
 LEVEL OF SERVICE IMPACT: N/A

PROJECT NUMBER: C91189000

PROGRAM: FIRE SERVICES

PROJECT DESCRIPTION:

Design and construct a new 3-Bay Fire Station on a 2-acre property to be acquired on the South side of FishHawk Boulevard between Bell Shoals Road and Mosaic Drive.

OPERATING COST IMPACT:

Annual operating cost impact is estimated at \$2.6 million. A total of 21 new positions are anticipated.

PROJECT COMPLETION DATE: Apr 2018

Neighborhood Community Area:

Boyette



Sources of Funds (in \$000s):	Total	Prior	FY 18		FY 19	FY 20	FY 21	FY 22	FY 23	Future
	Estimated Sources	Revenues	Carryforward	Additional						
Financing	\$3,751	\$200	\$3,551	\$0	\$0	\$0	\$0	\$0	\$0	\$0
General Revenues	0	0	0	0	0	0	0	0	0	0
General Revenues-R3M	0	0	0	0	0	0	0	0	0	0
Impact Fees	0	0	0	0	0	0	0	0	0	0
Other	0	0	0	0	0	0	0	0	0	0
Undetermined	0	0	0	0	0	0	0	0	0	0
Subtotal FY18			\$3,551	\$0						
Total	\$3,751	\$200	\$3,551		\$0	\$0	\$0	\$0	\$0	\$0

Uses of Funds (in \$000s):	Total	Prior	FY 18		FY 19	FY 20	FY 21	FY 22	FY 23	Future
	Estimated Cost	Expenses	Carryforward	Additional						
Administration	\$48	\$8	\$40	\$0	\$0	\$0	\$0	\$0	\$0	\$0
Construction	3,200	0	3,200	0	0	0	0	0	0	0
Design	212	192	20	0	0	0	0	0	0	0
Development	0	0	0	0	0	0	0	0	0	0
Equipment	291	0	291	0	0	0	0	0	0	0
Land/ROW	0	0	0	0	0	0	0	0	0	0
Non-Capital	0	0	0	0	0	0	0	0	0	0
Subtotal FY18			\$3,551	\$0						
Total	\$3,751	\$200	\$3,551		\$0	\$0	\$0	\$0	\$0	\$0

PROJECT TITLE:
 LAND ACQUISITION FOR NEW FIRE STATIONS
 CIE REQUIREMENTS: N
 LEVEL OF SERVICE IMPACT: N/A

PROJECT NUMBER: C91192000

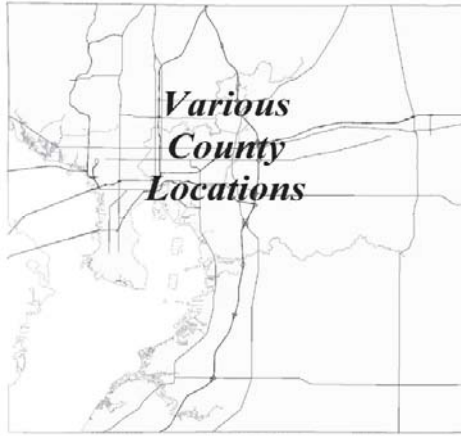
PROGRAM: FIRE SERVICES

PROJECT DESCRIPTION:

Land acquisition for fire stations identified in the Fire Rescue Master Plan and any other costs associated with the acquisition of land, such as, site investigation, conceptual drawings, surveys, etc.

Neighborhood Community Area:

Countywide



OPERATING COST IMPACT:

No significant change in operating costs is anticipated.

PROJECT COMPLETION DATE: Ongoing

Sources of Funds (in \$000s):	Total		FY 18	FY 19	FY 20	FY 21	FY 22	FY 23	Future
	Estimated Sources	Prior Revenues							
Financing	\$0	\$0	\$0	\$0	\$0	\$0	\$0	\$0	\$0
General Revenues	716	116	551	49	0	0	0	0	0
General Revenues-R3M	0	0	0	0	0	0	0	0	0
Impact Fees	0	0	0	0	0	0	0	0	0
Other	0	0	0	0	0	0	0	0	0
Undetermined	0	0	0	0	0	0	0	0	0
Subtotal FY18			\$551	\$49					
Total	\$716	\$116	\$599		\$0	\$0	\$0	\$0	\$0

Uses of Funds (in \$000s):	Total		FY 18	FY 19	FY 20	FY 21	FY 22	FY 23	Future
	Estimated Cost	Prior Expenses							
Administration	\$0	\$0	\$0	\$0	\$0	\$0	\$0	\$0	\$0
Construction	0	0	0	0	0	0	0	0	0
Design	0	0	0	0	0	0	0	0	0
Development	0	0	0	0	0	0	0	0	0
Equipment	0	0	0	0	0	0	0	0	0
Land/ROW	716	116	551	49	0	0	0	0	0
Non-Capital	0	0	0	0	0	0	0	0	0
Subtotal FY18			\$551	\$49					
Total	\$716	\$116	\$599		\$0	\$0	\$0	\$0	\$0

PROJECT TITLE:
 NEXT GENERATION 911 EQUIPMENT
 CIE REQUIREMENTS: N
 LEVEL OF SERVICE IMPACT: N/A

PROJECT NUMBER: C91190000

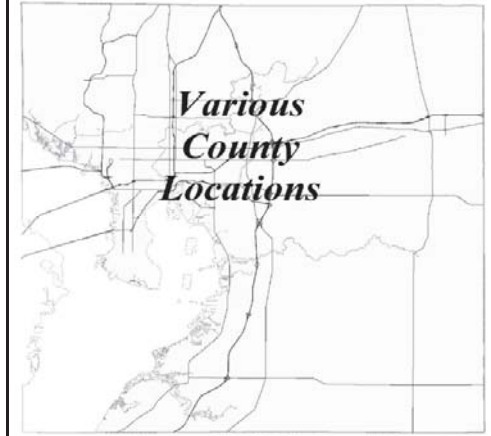
PROGRAM: FIRE SERVICES

PROJECT DESCRIPTION:

Next Generation 9-1-1 (abbreviated NG9-1-1) refers to an initiative aimed at updating the 9-1-1 service infrastructure to improve public emergency communications services in a wireless mobile society. In addition to calling 9-1-1 from a phone, it intends to enable the public to transmit text, images, video and data to the 9-1-1 center. This project will upgrade all legacy 9-1-1 call-taking equipment with a solution to provide improved functionality and NG9-1-1 capabilities. The new consolidated Airbus VESTA customer premises equipment (CPE) upgrade solution will be internet protocol (IP) based and capable of processing 9-1-1 calls and requests for emergency services from various communications devices and technologies.

Neighborhood Community Area:

Countywide



OPERATING COST IMPACT:

Operating costs will be determined based on the final design and configuration of the equipment and the IP network infrastructure deployed.

PROJECT COMPLETION DATE: Dec 2017

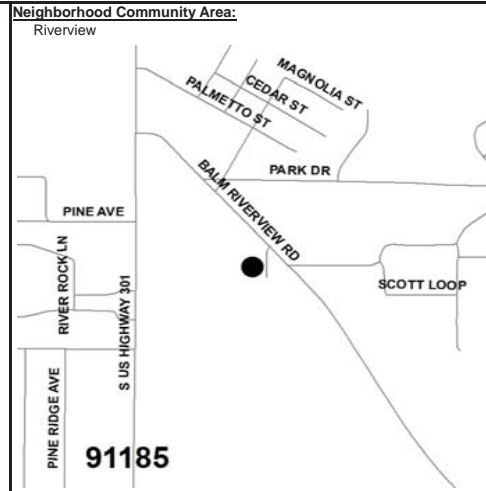
Sources of Funds (in \$000s):	Total		FY 18	FY 19	FY 20	FY 21	FY 22	FY 23	Future
	Estimated Sources	Prior Revenues							
Financing	\$0	\$0	\$0	\$0	\$0	\$0	\$0	\$0	\$0
General Revenues	0	0	0	0	0	0	0	0	0
General Revenues-R3M	0	0	0	0	0	0	0	0	0
Impact Fees	0	0	0	0	0	0	0	0	0
Other	5,800	2,000	3,800	0	0	0	0	0	0
Undetermined	0	0	0	0	0	0	0	0	0
Subtotal FY18			\$3,800	\$0					
Total	\$5,800	\$2,000	\$3,800	\$0	\$0	\$0	\$0	\$0	\$0

Uses of Funds (in \$000s):	Total		FY 18	FY 19	FY 20	FY 21	FY 22	FY 23	Future
	Estimated Cost	Prior Expenses							
Administration	\$0	\$0	\$0	\$0	\$0	\$0	\$0	\$0	\$0
Construction	0	0	0	0	0	0	0	0	0
Design	0	0	0	0	0	0	0	0	0
Development	0	0	0	0	0	0	0	0	0
Equipment	3,950	1,850	2,100	0	0	0	0	0	0
Land/ROW	0	0	0	0	0	0	0	0	0
Non-Capital	1,850	150	1,700	0	0	0	0	0	0
Subtotal FY18			\$3,800	\$0					
Total	\$5,800	\$2,000	\$3,800	\$0	\$0	\$0	\$0	\$0	\$0

PROJECT TITLE:
RIVERVIEW FIRE STATION # 16 REPLACEMENT
CIE REQUIREMENTS: N
LEVEL OF SERVICE IMPACT: N/A

PROJECT NUMBER: C91185000
PROGRAM: FIRE SERVICES

PROJECT DESCRIPTION:
Replace the existing Riverview Fire Station at 9205 Kevin Drive, Riverview for expanded services. The existing Fire Station requires expanding and upgrading due to its age, condition and expanded service needs.



OPERATING COST IMPACT:
Additional annual operating cost impact is estimated at \$15,000. No new positions are anticipated.

PROJECT COMPLETION DATE: Post Construction

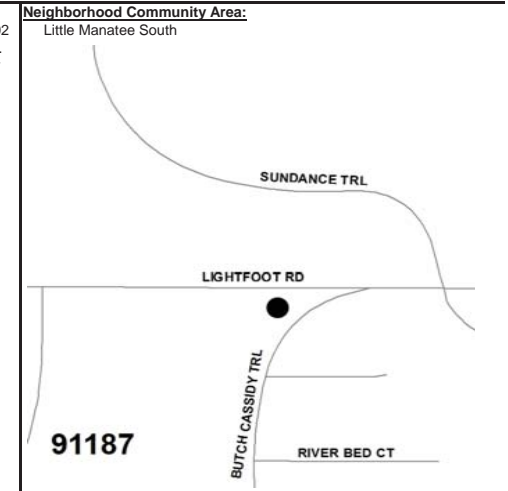
Sources of Funds (in \$000s):	Total		FY 18		FY 19	FY 20	FY 21	FY 22	FY 23	Future
	Estimated Sources	Prior Revenues	Carryforward	Additional						
Financing	\$2,755	\$2,686	\$129	(\$60)	\$0	\$0	\$0	\$0	\$0	\$0
General Revenues	0	0	0	0	0	0	0	0	0	0
General Revenues-R3M	0	0	0	0	0	0	0	0	0	0
Impact Fees	0	0	0	0	0	0	0	0	0	0
Other	0	0	0	0	0	0	0	0	0	0
Undetermined	0	0	0	0	0	0	0	0	0	0
Subtotal FY18			\$129	(\$60)						
Total	\$2,755	\$2,686	\$69	(\$60)	\$0	\$0	\$0	\$0	\$0	\$0

Uses of Funds (in \$000s):	Total		FY 18		FY 19	FY 20	FY 21	FY 22	FY 23	Future
	Estimated Cost	Prior Expenses	Carryforward	Additional						
Administration	\$29	\$29	\$0	\$0	\$0	\$0	\$0	\$0	\$0	\$0
Construction	2,566	2,497	129	(60)	0	0	0	0	0	0
Design	120	120	0	0	0	0	0	0	0	0
Development	0	0	0	0	0	0	0	0	0	0
Equipment	40	40	0	0	0	0	0	0	0	0
Land/ROW	0	0	0	0	0	0	0	0	0	0
Non-Capital	0	0	0	0	0	0	0	0	0	0
Subtotal FY18			\$129	(\$60)						
Total	\$2,755	\$2,686	\$69	(\$60)	\$0	\$0	\$0	\$0	\$0	\$0

PROJECT TITLE:
SUNDANCE FIRE STATION #8 EXPANSION AND RENOVATION
CIE REQUIREMENTS: N
LEVEL OF SERVICE IMPACT: N/A

PROJECT NUMBER: C91187000
PROGRAM: FIRE SERVICES

PROJECT DESCRIPTION:
Renovate and expand existing Sundance Fire Station No. 8 located at 602 Lightfoot Road, Wimauma, to meet occupancy standards for career staff. The existing fire station was re-assigned from volunteer service to career service and requires to be expanded and upgraded due to its age, condition and expanded service by career staff.



OPERATING COST IMPACT:
No significant change in operating cost is anticipated.

PROJECT COMPLETION DATE: Post Construction

Sources of Funds (in \$000s):	Total		FY 18		FY 19	FY 20	FY 21	FY 22	FY 23	Future
	Estimated Sources	Prior Revenues	Carryforward	Additional						
Financing	\$0	\$0	\$0	\$0	\$0	\$0	\$0	\$0	\$0	\$0
General Revenues	1,282	1,195	87	0	0	0	0	0	0	0
General Revenues-R3M	0	0	0	0	0	0	0	0	0	0
Impact Fees	203	203	0	0	0	0	0	0	0	0
Other	0	0	0	0	0	0	0	0	0	0
Undetermined	0	0	0	0	0	0	0	0	0	0
Subtotal FY18			\$87	\$0						
Total	\$1,485	\$1,398	\$87	\$0	\$0	\$0	\$0	\$0	\$0	\$0

Uses of Funds (in \$000s):	Total		FY 18		FY 19	FY 20	FY 21	FY 22	FY 23	Future
	Estimated Cost	Prior Expenses	Carryforward	Additional						
Administration	\$33	\$23	\$10	\$0	\$0	\$0	\$0	\$0	\$0	\$0
Construction	1,362	1,285	77	0	0	0	0	0	0	0
Design	3	3	0	0	0	0	0	0	0	0
Development	71	71	0	0	0	0	0	0	0	0
Equipment	17	17	0	0	0	0	0	0	0	0
Land/ROW	0	0	0	0	0	0	0	0	0	0
Non-Capital	0	0	0	0	0	0	0	0	0	0
Subtotal FY18			\$87	\$0						
Total	\$1,485	\$1,398	\$87	\$0	\$0	\$0	\$0	\$0	\$0	\$0

PROJECT TITLE:
 WIMAUMA FIRE STATION # 22 REPLACEMENT
 CIE REQUIREMENTS: N
 LEVEL OF SERVICE IMPACT: N/A

PROJECT NUMBER: C91181000
 PROGRAM: FIRE SERVICES

PROJECT DESCRIPTION:

Design and construct a new 3-Bay Fire Station to replace the existing 2-bay Wimauma Fire Station for increased service to the Wimauma area. The project includes land acquisition and demolition of the old building if required. The existing Fire Station requires upgrading and enlarging due to its age, condition and expanded service needs. However, due to land and location constraints, it will be more feasible and efficient to relocate the station to a larger site.

OPERATING COST IMPACT:

Additional annual operating cost impact is estimated at \$15,000. No new positions are anticipated.

PROJECT COMPLETION DATE: Post Construction

Neighborhood Community Area:



Sources of Funds (in \$000s):	Total		FY 18		FY 19	FY 20	FY 21	FY 22	FY 23	Future
	Estimated Sources	Prior Revenues	Carryforward	Additional						
Financing	\$2,650	\$2,532	\$318	(\$200)	\$0	\$0	\$0	\$0	\$0	\$0
General Revenues	0	0	0	0	0	0	0	0	0	0
General Revenues-R3M	0	0	0	0	0	0	0	0	0	0
Impact Fees	260	256	4	0	0	0	0	0	0	0
Other	0	0	0	0	0	0	0	0	0	0
Undetermined	0	0	0	0	0	0	0	0	0	0
Subtotal FY18			\$321	(\$200)						
Total	\$2,910	\$2,789	\$121		\$0	\$0	\$0	\$0	\$0	\$0

Uses of Funds (in \$000s):	Total		FY 18		FY 19	FY 20	FY 21	FY 22	FY 23	Future
	Estimated Cost	Prior Expenses	Carryforward	Additional						
Administration	\$25	\$25	\$15	(\$15)	\$0	\$0	\$0	\$0	\$0	\$0
Construction	2,624	2,502	306	(185)	0	0	0	0	0	0
Design	158	158	0	0	0	0	0	0	0	0
Development	3	3	0	0	0	0	0	0	0	0
Equipment	25	25	0	0	0	0	0	0	0	0
Land/ROW	75	75	0	0	0	0	0	0	0	0
Non-Capital	0	0	0	0	0	0	0	0	0	0
Subtotal FY18			\$321	(\$200)						
Total	\$2,910	\$2,789	\$121		\$0	\$0	\$0	\$0	\$0	\$0



Hillsborough
County Florida

For more information, contact the Management & Budget department
(813) 272-5890 • HCFLGov.net/Budget



Government Facilities Program



Hillsborough
County Florida

For more information, contact the Management & Budget department
(813) 272-5890 • HCFLGov.net/Budget

**GOVERNMENT FACILITIES PROGRAM
SOURCES AND USES OF FUNDS SUMMARY
(in thousands)**

<u>Sources of Funds:</u>	<u>TOTAL</u>	<u>PRIOR</u>	<u>FY 18</u>		<u>FY 19</u>	<u>FY 20</u>	<u>FY 21</u>	<u>FY 22</u>	<u>FY 23</u>	<u>FUTURE</u>
	<u>ESTIMATE</u>	<u>REVENUES</u>	<u>Carryforward</u>	<u>Additional</u>						
Community Invest. Tax I	\$1,533	\$813	\$720	\$0	\$0	\$0	\$0	\$0	\$0	\$0
Community Invest. Tax II	40,261	37,450	2,812	(0)	0	0	0	0	0	0
Community Invest. Tax III	38,035	32,574	5,462	0	0	0	0	0	0	0
Financing	38,621	30,553	8,067	0	0	0	0	0	0	0
General Revenues	112,780	74,472	13,202	6,232	5,775	3,275	3,275	3,275	3,275	0
General Revenues-R3M	33,339	8,399	10,802	5,734	8,403	0	0	0	0	0
Grants & County Match	7,324	7,239	85	0	0	0	0	0	0	0
Library Fund	539	487	52	0	0	0	0	0	0	0
Other	22,333	21,329	434	570	0	0	0	0	0	0
Undetermined	3,000	0	0	0	0	0	0	0	0	3,000
Subtotal FY18			\$41,636	\$12,535						
Total	\$297,764	\$213,315	\$54,171		\$14,178	\$3,275	\$3,275	\$3,275	\$3,275	\$3,000

TOTAL FY 18 - FY 23 = \$81,449

<u>Uses of Funds:</u>	<u>TOTAL</u>	<u>PRIOR</u>	<u>FY 18</u>		<u>FY 19</u>	<u>FY 20</u>	<u>FY 21</u>	<u>FY 22</u>	<u>FY 23</u>	<u>FUTURE</u>
	<u>ESTIMATE</u>	<u>EXPENSES</u>	<u>Carryforward</u>	<u>Additional</u>						
Administration	\$1,240	\$1,030	\$210	\$0	\$0	\$0	\$0	\$0	\$0	\$0
Construction	190,319	167,733	18,805	781	0	0	0	0	0	3,000
Design	13,056	12,285	776	(5)	0	0	0	0	0	0
Development	406	386	20	0	0	0	0	0	0	0
Equipment	7,889	5,757	2,132	0	0	0	0	0	0	0
Land/ROW	10,114	9,645	469	0	0	0	0	0	0	0
Non-Capital	74,740	16,479	19,224	11,759	14,178	3,275	3,275	3,275	3,275	0
Subtotal FY18			\$41,636	\$12,535						
Total	\$297,764	\$213,315	\$54,171		\$14,178	\$3,275	\$3,275	\$3,275	\$3,275	\$3,000

TOTAL FY 18 - FY 23 = \$81,449

**GOVERNMENT FACILITIES PROGRAM
COMPLETED AND CANCELED PROJECTS - FY 17**

<u>PROJECT NUMBER</u>	<u>PROJECT TITLE</u>	<u>ACTUAL/PROJECTED COMPLETION DATE ⁽¹⁾</u>
<u>COMPLETED PROJECTS</u>		
C77767000	Affordable Housing Task Force Program	Sep 2017
C77759000	Central Fleet Maintenance Facility Re-Roof	Dec 2016
C70121000	Court Facilities Expansion	Jan 2017
C77805000	Lee Davis Community Resource Center Renovation	Aug 2017
C77793000	Public Safety Operations Complex	Oct 2016
C77817000	Roger Stewart Complex Lab Renovation Project	Feb 2017
C77820000	Sheriff's Acquisition of Pinebrooke IV	Apr 2017
C77813000	Special Needs Shelter at Strawberry Crest High School	Oct 2016

(1) - Includes projects anticipated to be completed by 9/30/17.

**GOVERNMENT FACILITIES PROGRAM
PROJECTS SUMMARY SCHEDULE
(in thousands)**

PROJECT NUMBER	PROJECT TITLE	TOTAL ESTIMATED COST	PRIOR EXPENSES	FY 18		FY 19	FY 20	FY 21	FY 22	FY 23	FUTURE	PROJECT COMPLETION DATE
				Carryforward	Additional							
C77822000	700 Twiggs Carpet Replacement	\$550	\$0	\$550	\$0	\$0	\$0	\$0	\$0	\$0	\$0	Sep 2019
C77801000	700 Twiggs HVAC Replacement	2,300	459	2,541	(700)	0	0	0	0	0	0	Dec 2017
C77815000	Capital Asset Preservation Program	17,769	2,650	1,469	2,275	2,275	2,275	2,275	2,275	2,275	0	Ongoing
C77823000	Central Fleet Maintenance Facility Re-roof Phase II	900	0	900	0	0	0	0	0	0	0	Sep 2018
C77827000*	Children Services Bldg. 53 HVAC Replacement (R3M)	300	0	0	300	0	0	0	0	0	0	Sep 2018
C77821000	Clerk's Record Center Re-Roof	1,200	590	610	0	0	0	0	0	0	0	Dec 2017
C77829000*	County Center Air Handler Replacements	5,000	0	0	2,500	2,500	0	0	0	0	0	Dec 2020
CM1200000	Countywide R3M Program	11,570	2,005	2,905	1,712	4,948	0	0	0	0	0	Ongoing
C70121000	Court Facilities Expansion	89,939	89,193	555	191	0	0	0	0	0	0	Post Construction
C77736000	Courthouse Annex Maintenance Systems Upgrades	11,338	9,180	1,528	630	0	0	0	0	0	0	Post Construction
C77789000	Courthouse South Annex Air Handler Replacement	1,154	1,147	81	(74)	0	0	0	0	0	0	Post Construction
C77831000*	Courts Downtown Training Facility	1,000	0	0	1,000	0	0	0	0	0	0	Oct 2019
C77770000	Criminal Court Facilities Improvement Project	3,106	3,104	7	(5)	0	0	0	0	0	0	Post Construction
C79136000	East County Court Redevelopment / Regional Service Center	23,739	20,834	2,906	0	0	0	0	0	0	0	Oct 2017
C77824000	ERP System Enhancements	1,000	113	887	0	0	0	0	0	0	0	TBD
C79143000	Falkenburg Road Jail Expansion Phase VII A	30,779	28,341	2,439	(0)	0	0	0	0	0	0	Oct 2019
C77818000	Hanna Facility Repurpose	700	324	176	200	0	0	0	0	0	0	Sep 2018
C77796000	Historic Preservation Matching Fund Program	12,261	2,741	3,270	1,250	1,000	1,000	1,000	1,000	1,000	0	Ongoing
C77710000	Indoor Air Quality Measures / Environmental Remediation	1,530	901	629	0	0	0	0	0	0	0	Ongoing
C77771000	Juvenile Delinquency Court Expansion Project	1,072	993	89	(10)	0	0	0	0	0	0	Post Construction
C77805000	Lee Davis Community Resource Center Renovation	4,065	2,574	1,491	0	0	0	0	0	0	0	Post Construction
C79054000	MOSI West Wing Repairs/Reseal/Recaulking	1,000	534	466	0	0	0	0	0	0	0	TBD
C77826000*	North Courthouse Annex Elevator Renovations (R3M)	250	0	0	250	0	0	0	0	0	0	Sep 2018
C79146000	Pet Resources Facility Improvements	3,925	2,721	704	500	0	0	0	0	0	0	Dec 2018
C77810000	Pet Resources Master Plan	500	424	76	0	0	0	0	0	0	0	Post Construction
C70000000	Public Art Program	4,475	2,533	1,942	0	0	0	0	0	0	0	Ongoing
C77793000	Public Safety Operations Complex	34,455	33,193	1,261	0	0	0	0	0	0	0	Post Construction
C77816000	Redevelopment Project	1,845	0	1,845	0	0	0	0	0	0	0	TBD
C77830000*^	South County Workforce Center	3,000	0	0	0	0	0	0	0	0	3,000	TBD
C77825000*	South Shore Service Center Chiller Replacement (R3M)	300	0	0	300	0	0	0	0	0	0	Sep 2018
C77814000	Town 'N Country Service Center	4,550	0	4,550	0	0	0	0	0	0	0	TBD
C69107000	Traffic Management Center	7,500	5,217	2,283	0	0	0	0	0	0	0	TBD

**GOVERNMENT FACILITIES PROGRAM
PROJECTS SUMMARY SCHEDULE
(in thousands)**

PROJECT NUMBER	PROJECT TITLE	TOTAL ESTIMATED COST	PRIOR EXPENSES	FY 18		FY 19	FY 20	FY 21	FY 22	FY 23	FUTURE	PROJECT COMPLETION DATE
				Carryforward	Additional							
CM1300000	Unincorporated R3M Program	10,691	2,166	2,853	2,216	3,455	0	0	0	0	0	Ongoing
C77806000	West Tampa Community Resource Center	2,000	0	2,000	0	0	0	0	0	0	0	TBD
C77795000	Ybor Historical Buildings Preservation	2,000	1,379	621	0	0	0	0	0	0	0	Ongoing
	Subtotal FY 18			\$41,636	\$12,535							
	Total Government Facilities Program	\$297,764	\$213,315	\$54,171		\$14,178	\$3,275	\$3,275	\$3,275	\$3,275	\$3,000	

* New Project TBD - To Be Determined NA - Not Applicable

^ - Project includes undetermined funding in the Future column. Future funding to be determined based on project prioritization and available options at BOCC discretion.

Note: Some projects have "Post Construction" in the Project Completion Date column. These projects have finished their primary construction phases and may have been placed in use; nevertheless, these projects still have unspent balances that are earmarked for post-construction project costs.

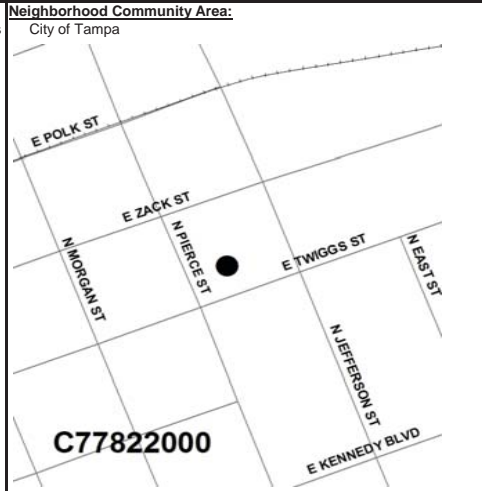
PROJECT TITLE:
700 TWIGGS CARPET REPLACEMENT
CIE REQUIREMENTS: N
LEVEL OF SERVICE IMPACT: N/A

PROJECT NUMBER: C77822000
PROGRAM: GOVERNMENT FACILITIES

PROJECT DESCRIPTION:
Replacement of carpeting throughout facility that has reached the end of its life cycle.

OPERATING COST IMPACT:
No significant change in operating cost is anticipated.

PROJECT COMPLETION DATE: Sep 2019



Sources of Funds (in \$000s):	Total		FY 18	FY 19	FY 20	FY 21	FY 22	FY 23	Future
	Estimated Sources	Prior Revenues							
Community Invest. Tax I	\$0	\$0	\$0	\$0	\$0	\$0	\$0	\$0	\$0
Community Invest. Tax II	0	0	0	0	0	0	0	0	0
Community Invest. Tax III	0	0	0	0	0	0	0	0	0
Financing	0	0	0	0	0	0	0	0	0
General Revenues	0	0	0	0	0	0	0	0	0
General Revenues-R3M	550	0	550	0	0	0	0	0	0
Grants & County Match	0	0	0	0	0	0	0	0	0
Library Fund	0	0	0	0	0	0	0	0	0
Other	0	0	0	0	0	0	0	0	0
Undetermined	0	0	0	0	0	0	0	0	0
Subtotal FY18			\$550	\$0	\$0	\$0	\$0	\$0	\$0
Total	\$550	\$0	\$550	\$0	\$0	\$0	\$0	\$0	\$0

Uses of Funds (in \$000s):	Total		FY 18	FY 19	FY 20	FY 21	FY 22	FY 23	Future
	Estimated Cost	Prior Expenses							
Administration	\$0	\$0	\$0	\$0	\$0	\$0	\$0	\$0	\$0
Construction	0	0	0	0	0	0	0	0	0
Design	0	0	0	0	0	0	0	0	0
Development	0	0	0	0	0	0	0	0	0
Equipment	0	0	0	0	0	0	0	0	0
Land/ROW	0	0	0	0	0	0	0	0	0
Non-Capital	550	0	550	0	0	0	0	0	0
Subtotal FY18			\$550	\$0	\$0	\$0	\$0	\$0	\$0
Total	\$550	\$0	\$550	\$0	\$0	\$0	\$0	\$0	\$0

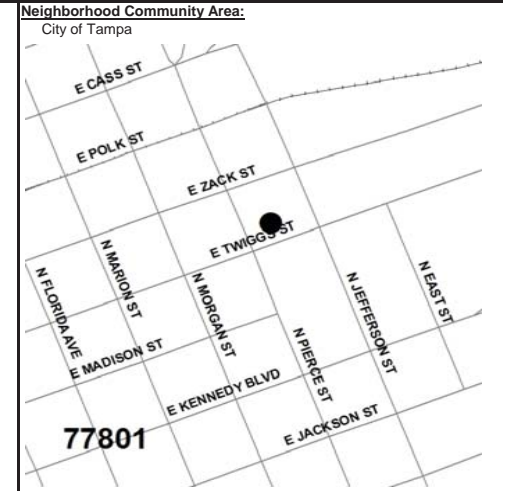
PROJECT TITLE:
700 TWIGGS HVAC REPLACEMENT
CIE REQUIREMENTS: N
LEVEL OF SERVICE IMPACT: N/A

PROJECT NUMBER: C77801000
PROGRAM: GOVERNMENT FACILITIES

PROJECT DESCRIPTION:
This project will replace the current HVAC system which has reached the end of its useful life expectancy.

OPERATING COST IMPACT:
No significant change in operating cost is anticipated.

PROJECT COMPLETION DATE: Dec 2017



Sources of Funds (in \$000s):	Total		FY 18	FY 19	FY 20	FY 21	FY 22	FY 23	Future
	Estimated Sources	Prior Revenues							
Community Invest. Tax I	\$0	\$0	\$0	\$0	\$0	\$0	\$0	\$0	\$0
Community Invest. Tax II	0	0	0	0	0	0	0	0	0
Community Invest. Tax III	0	0	0	0	0	0	0	0	0
Financing	0	0	0	0	0	0	0	0	0
General Revenues	0	0	0	0	0	0	0	0	0
General Revenues-R3M	2,300	459	2,541	0	0	0	0	0	0
Grants & County Match	0	0	0	0	0	0	0	0	0
Library Fund	0	0	0	0	0	0	0	0	0
Other	0	0	0	0	0	0	0	0	0
Undetermined	0	0	0	0	0	0	0	0	0
Subtotal FY18			\$2,541	\$0	\$0	\$0	\$0	\$0	\$0
Total	\$2,300	\$459	\$1,841	\$0	\$0	\$0	\$0	\$0	\$0

Uses of Funds (in \$000s):	Total		FY 18	FY 19	FY 20	FY 21	FY 22	FY 23	Future
	Estimated Cost	Prior Expenses							
Administration	\$0	\$0	\$0	\$0	\$0	\$0	\$0	\$0	\$0
Construction	0	0	0	0	0	0	0	0	0
Design	0	0	0	0	0	0	0	0	0
Development	0	0	0	0	0	0	0	0	0
Equipment	0	0	0	0	0	0	0	0	0
Land/ROW	0	0	0	0	0	0	0	0	0
Non-Capital	2,300	459	2,541	0	0	0	0	0	0
Subtotal FY18			\$2,541	\$0	\$0	\$0	\$0	\$0	\$0
Total	\$2,300	\$459	\$1,841	\$0	\$0	\$0	\$0	\$0	\$0

PROJECT TITLE:
CAPITAL ASSET PRESERVATION PROGRAM
CIE REQUIREMENTS: N
LEVEL OF SERVICE IMPACT: N/A

PROJECT NUMBER: C77815000

PROGRAM: GOVERNMENT FACILITIES

PROJECT DESCRIPTION:

The Capital Asset Preservation Matching Grant Program was established to promote economic development within Hillsborough County through preserving community capital assets that enhance tourism, arts and culture, entertainment, and community education.

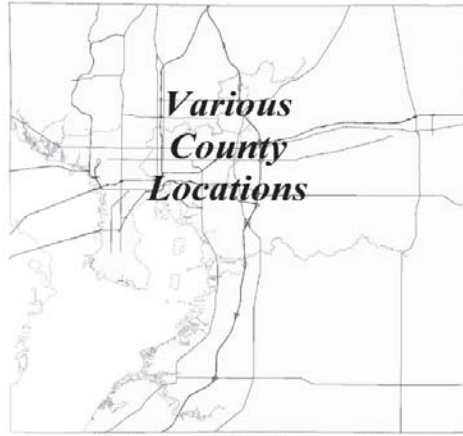
OPERATING COST IMPACT:

There will be no operating cost impact to the County.

PROJECT COMPLETION DATE: Ongoing

Neighborhood Community Area:

Countywide



Sources of Funds (in \$000s):	Total		FY 18	FY 19	FY 20	FY 21	FY 22	FY 23	Future
	Estimated Sources	Prior Revenues							
Community Invest. Tax I	\$0	\$0	\$0	\$0	\$0	\$0	\$0	\$0	\$0
Community Invest. Tax II	0	0	0	0	0	0	0	0	0
Community Invest. Tax III	0	0	0	0	0	0	0	0	0
Financing	0	0	0	0	0	0	0	0	0
General Revenues	17,769	2,650	1,469	2,275	2,275	2,275	2,275	2,275	0
General Revenues-R3M	0	0	0	0	0	0	0	0	0
Grants & County Match	0	0	0	0	0	0	0	0	0
Library Fund	0	0	0	0	0	0	0	0	0
Other	0	0	0	0	0	0	0	0	0
Undetermined	0	0	0	0	0	0	0	0	0
Subtotal FY18			\$1,469	\$2,275					
Total	\$17,769	\$2,650	\$3,744	\$2,275	\$2,275	\$2,275	\$2,275	\$2,275	\$0

Uses of Funds (in \$000s):	Total		FY 18	FY 19	FY 20	FY 21	FY 22	FY 23	Future
	Estimated Cost	Prior Expenses							
Administration	\$0	\$0	\$0	\$0	\$0	\$0	\$0	\$0	\$0
Construction	0	0	0	0	0	0	0	0	0
Design	0	0	0	0	0	0	0	0	0
Development	0	0	0	0	0	0	0	0	0
Equipment	0	0	0	0	0	0	0	0	0
Land/ROW	0	0	0	0	0	0	0	0	0
Non-Capital	17,769	2,650	1,469	2,275	2,275	2,275	2,275	2,275	0
Subtotal FY18			\$1,469	\$2,275					
Total	\$17,769	\$2,650	\$3,744	\$2,275	\$2,275	\$2,275	\$2,275	\$2,275	\$0

PROJECT TITLE:
CENTRAL FLEET MAINTENANCE FACILITY RE-ROOF PHASE II
CIE REQUIREMENTS: N
LEVEL OF SERVICE IMPACT: N/A

PROJECT NUMBER: C77823000

PROGRAM: GOVERNMENT FACILITIES

PROJECT DESCRIPTION:

Project is for performing needed repairs to the roof monitor and parapet walls for waterproofing the building envelope.

OPERATING COST IMPACT:

No significant change in operating cost is anticipated.

PROJECT COMPLETION DATE: Sep 2018

Neighborhood Community Area:

Greater Palm River



Sources of Funds (in \$000s):	Total		FY 18	FY 19	FY 20	FY 21	FY 22	FY 23	Future
	Estimated Sources	Prior Revenues							
Community Invest. Tax I	\$0	\$0	\$0	\$0	\$0	\$0	\$0	\$0	\$0
Community Invest. Tax II	0	0	0	0	0	0	0	0	0
Community Invest. Tax III	0	0	0	0	0	0	0	0	0
Financing	0	0	0	0	0	0	0	0	0
General Revenues	0	0	0	0	0	0	0	0	0
General Revenues-R3M	900	0	900	0	0	0	0	0	0
Grants & County Match	0	0	0	0	0	0	0	0	0
Library Fund	0	0	0	0	0	0	0	0	0
Other	0	0	0	0	0	0	0	0	0
Undetermined	0	0	0	0	0	0	0	0	0
Subtotal FY18			\$900	\$0					
Total	\$900	\$0	\$900	\$0	\$0	\$0	\$0	\$0	\$0

Uses of Funds (in \$000s):	Total		FY 18	FY 19	FY 20	FY 21	FY 22	FY 23	Future
	Estimated Cost	Prior Expenses							
Administration	\$0	\$0	\$0	\$0	\$0	\$0	\$0	\$0	\$0
Construction	0	0	0	0	0	0	0	0	0
Design	0	0	0	0	0	0	0	0	0
Development	0	0	0	0	0	0	0	0	0
Equipment	0	0	0	0	0	0	0	0	0
Land/ROW	0	0	0	0	0	0	0	0	0
Non-Capital	900	0	900	0	0	0	0	0	0
Subtotal FY18			\$900	\$0					
Total	\$900	\$0	\$900	\$0	\$0	\$0	\$0	\$0	\$0

PROJECT TITLE:
 CHILDREN SERVICES BLDG. 53 HVAC REPLACEMENT (R3M)
 CIE REQUIREMENTS: N
 LEVEL OF SERVICE IMPACT: N/A

PROJECT NUMBER: C77827000

PROGRAM: GOVERNMENT FACILITIES

PROJECT DESCRIPTION:

Project is for performing needed replacement of the HVAC system that has reached it's useful life expectancy.

OPERATING COST IMPACT:

No significant change in operating cost is anticipated.

PROJECT COMPLETION DATE: Sep 2018

Neighborhood Community Area:

Greater Carrollwood Northdale



C77827000

Sources of Funds (in \$000s):	Total		FY 18	FY 19	FY 20	FY 21	FY 22	FY 23	Future
	Estimated Sources	Prior Revenues							
Community Invest. Tax I	\$0	\$0	\$0	\$0	\$0	\$0	\$0	\$0	\$0
Community Invest. Tax II	0	0	0	0	0	0	0	0	0
Community Invest. Tax III	0	0	0	0	0	0	0	0	0
Financing	0	0	0	0	0	0	0	0	0
General Revenues	0	0	0	0	0	0	0	0	0
General Revenues-R3M	300	0	0	300	0	0	0	0	0
Grants & County Match	0	0	0	0	0	0	0	0	0
Library Fund	0	0	0	0	0	0	0	0	0
Other	0	0	0	0	0	0	0	0	0
Undetermined	0	0	0	0	0	0	0	0	0
Subtotal FY18			\$0	\$300					
Total	\$300	\$0	\$300	\$0	\$0	\$0	\$0	\$0	\$0

Uses of Funds (in \$000s):	Total		FY 18	FY 19	FY 20	FY 21	FY 22	FY 23	Future
	Estimated Cost	Prior Expenses							
Administration	\$0	\$0	\$0	\$0	\$0	\$0	\$0	\$0	\$0
Construction	0	0	0	0	0	0	0	0	0
Design	0	0	0	0	0	0	0	0	0
Development	0	0	0	0	0	0	0	0	0
Equipment	0	0	0	0	0	0	0	0	0
Land/ROW	0	0	0	0	0	0	0	0	0
Non-Capital	300	0	0	300	0	0	0	0	0
Subtotal FY18			\$0	\$300					
Total	\$300	\$0	\$300	\$0	\$0	\$0	\$0	\$0	\$0

PROJECT TITLE:
 CLERK'S RECORD CENTER RE-ROOF
 CIE REQUIREMENTS: N
 LEVEL OF SERVICE IMPACT: N/A

PROJECT NUMBER: C77821000

PROGRAM: GOVERNMENT FACILITIES

PROJECT DESCRIPTION:

Replace leaking modified bituminous roof system with a new roof that meets current Florida building code. Perform various structural upgrades to the roof system and attached metal canopies to achieve a 149 mph wind speed rating for Risk Category 4.

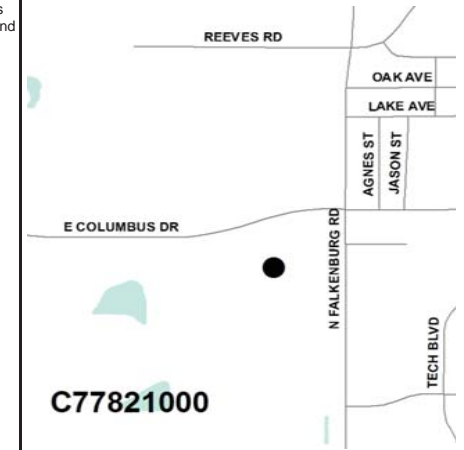
OPERATING COST IMPACT:

No significant change in operating cost is anticipated.

PROJECT COMPLETION DATE: Dec 2017

Neighborhood Community Area:

Brandon



C77821000

Sources of Funds (in \$000s):	Total		FY 18	FY 19	FY 20	FY 21	FY 22	FY 23	Future
	Estimated Sources	Prior Revenues							
Community Invest. Tax I	\$0	\$0	\$0	\$0	\$0	\$0	\$0	\$0	\$0
Community Invest. Tax II	0	0	0	0	0	0	0	0	0
Community Invest. Tax III	0	0	0	0	0	0	0	0	0
Financing	0	0	0	0	0	0	0	0	0
General Revenues	0	0	0	0	0	0	0	0	0
General Revenues-R3M	1,200	590	610	0	0	0	0	0	0
Grants & County Match	0	0	0	0	0	0	0	0	0
Library Fund	0	0	0	0	0	0	0	0	0
Other	0	0	0	0	0	0	0	0	0
Undetermined	0	0	0	0	0	0	0	0	0
Subtotal FY18			\$610	\$0					
Total	\$1,200	\$590	\$610	\$0	\$0	\$0	\$0	\$0	\$0

Uses of Funds (in \$000s):	Total		FY 18	FY 19	FY 20	FY 21	FY 22	FY 23	Future
	Estimated Cost	Prior Expenses							
Administration	\$0	\$0	\$0	\$0	\$0	\$0	\$0	\$0	\$0
Construction	0	0	0	0	0	0	0	0	0
Design	0	0	0	0	0	0	0	0	0
Development	0	0	0	0	0	0	0	0	0
Equipment	0	0	0	0	0	0	0	0	0
Land/ROW	0	0	0	0	0	0	0	0	0
Non-Capital	1,200	590	610	0	0	0	0	0	0
Subtotal FY18			\$610	\$0					
Total	\$1,200	\$590	\$610	\$0	\$0	\$0	\$0	\$0	\$0

PROJECT TITLE:
 COUNTY CENTER AIR HANDLER REPLACEMENTS
 CIE REQUIREMENTS: N
 LEVEL OF SERVICE IMPACT: N/A

PROJECT NUMBER: C77829000

PROGRAM: GOVERNMENT FACILITIES

PROJECT DESCRIPTION:

This project includes the phased replacement of all original air handler units (AHU) at the County Center. The units are 25 years old and at the end of their life expectancy. The budgeted amount will cover the cost of nine to ten floors. Funding for remaining floors to be determined in the future.

OPERATING COST IMPACT:

No significant change in operating cost is anticipated.

PROJECT COMPLETION DATE: Dec 2020

Neighborhood Community Area:



PROJECT TITLE:
 COUNTYWIDE R3M PROGRAM
 CIE REQUIREMENTS: N
 LEVEL OF SERVICE IMPACT: N/A

PROJECT NUMBER: CM1200000

PROGRAM: GOVERNMENT FACILITIES

PROJECT DESCRIPTION:

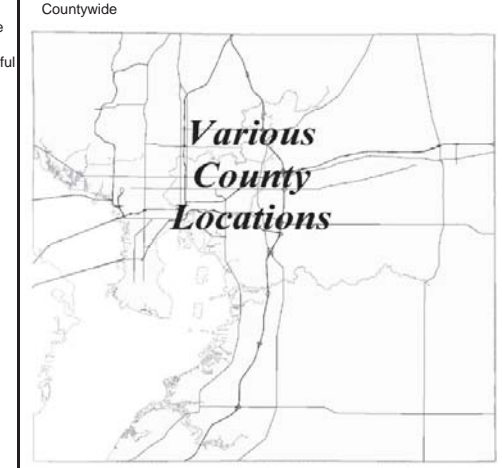
The main purpose of the R3M Program is asset preservation. The program includes the Repair, Renovation, Replacement and Maintenance of existing systems at County owned buildings and facilities to maintain a consistent service level over the life of the asset and to maximize the useful life of the asset.

OPERATING COST IMPACT:

No significant change in operating cost is anticipated.

PROJECT COMPLETION DATE: Ongoing

Neighborhood Community Area:



Sources of Funds (in \$000s):	Total		FY 18	FY 19	FY 20	FY 21	FY 22	FY 23	Future
	Estimated Sources	Prior Revenues							
Community Invest. Tax I	\$0	\$0	\$0	\$0	\$0	\$0	\$0	\$0	\$0
Community Invest. Tax II	0	0	0	0	0	0	0	0	0
Community Invest. Tax III	0	0	0	0	0	0	0	0	0
Financing	0	0	0	0	0	0	0	0	0
General Revenues	5,000	0	2,500	2,500	0	0	0	0	0
General Revenues-R3M	0	0	0	0	0	0	0	0	0
Grants & County Match	0	0	0	0	0	0	0	0	0
Library Fund	0	0	0	0	0	0	0	0	0
Other	0	0	0	0	0	0	0	0	0
Undetermined	0	0	0	0	0	0	0	0	0
Subtotal FY18			\$0	\$2,500					
Total	\$5,000	\$0	\$2,500	\$2,500	\$0	\$0	\$0	\$0	\$0

Uses of Funds (in \$000s):	Total		FY 18	FY 19	FY 20	FY 21	FY 22	FY 23	Future
	Estimated Cost	Prior Expenses							
Administration	\$0	\$0	\$0	\$0	\$0	\$0	\$0	\$0	\$0
Construction	0	0	0	0	0	0	0	0	0
Design	0	0	0	0	0	0	0	0	0
Development	0	0	0	0	0	0	0	0	0
Equipment	0	0	0	0	0	0	0	0	0
Land/ROW	0	0	0	0	0	0	0	0	0
Non-Capital	5,000	0	2,500	2,500	0	0	0	0	0
Subtotal FY18			\$0	\$2,500					
Total	\$5,000	\$0	\$2,500	\$2,500	\$0	\$0	\$0	\$0	\$0

Sources of Funds (in \$000s):	Total		FY 18	FY 19	FY 20	FY 21	FY 22	FY 23	Future
	Estimated Sources	Prior Revenues							
Community Invest. Tax I	\$0	\$0	\$0	\$0	\$0	\$0	\$0	\$0	\$0
Community Invest. Tax II	0	0	0	0	0	0	0	0	0
Community Invest. Tax III	0	0	0	0	0	0	0	0	0
Financing	0	0	0	0	0	0	0	0	0
General Revenues	0	0	0	0	0	0	0	0	0
General Revenues-R3M	11,570	2,005	2,905	1,712	4,948	0	0	0	0
Grants & County Match	0	0	0	0	0	0	0	0	0
Library Fund	0	0	0	0	0	0	0	0	0
Other	0	0	0	0	0	0	0	0	0
Undetermined	0	0	0	0	0	0	0	0	0
Subtotal FY18			\$2,905	\$1,712					
Total	\$11,570	\$2,005	\$4,617	\$4,948	\$0	\$0	\$0	\$0	\$0

Uses of Funds (in \$000s):	Total		FY 18	FY 19	FY 20	FY 21	FY 22	FY 23	Future
	Estimated Cost	Prior Expenses							
Administration	\$0	\$0	\$0	\$0	\$0	\$0	\$0	\$0	\$0
Construction	0	0	0	0	0	0	0	0	0
Design	0	0	0	0	0	0	0	0	0
Development	0	0	0	0	0	0	0	0	0
Equipment	0	0	0	0	0	0	0	0	0
Land/ROW	0	0	0	0	0	0	0	0	0
Non-Capital	11,570	2,005	2,905	1,712	4,948	0	0	0	0
Subtotal FY18			\$2,905	\$1,712					
Total	\$11,570	\$2,005	\$4,617	\$4,948	\$0	\$0	\$0	\$0	\$0

PROJECT TITLE:
COURT FACILITIES EXPANSION
CIE REQUIREMENTS: N
LEVEL OF SERVICE IMPACT: N/A

PROJECT NUMBER: C70121000

PROGRAM: GOVERNMENT FACILITIES

PROJECT DESCRIPTION:

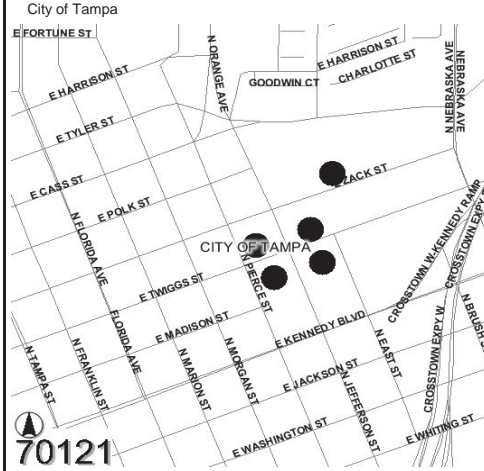
Multi-year, multi-phase project of new construction and renovation to meet the needs of the courts through the year 2015 and future planning. It included construction of the new six story Family/Civil Court building on the Edgcomb building site, a new parking facility and a new park. The project also included renovation of the 700 Twigg Street building, Main Courthouse, and Courthouse Annex. The scope was expanded to include land acquisition for future expansion and development of the land for interim use as parking lot.

OPERATING COST IMPACT:

New construction is complete and costs built into operating budgets. No significant change in operating cost is anticipated for remaining work.

PROJECT COMPLETION DATE: Post Construction

Neighborhood Community Area:



70121

Sources of Funds (in \$000s):	Total		FY 18	FY 19	FY 20	FY 21	FY 22	FY 23	Future
	Estimated Sources	Prior Revenues							
Community Invest. Tax I	\$0	\$0	\$0	\$0	\$0	\$0	\$0	\$0	\$0
Community Invest. Tax II	22,717	22,625	92	0	0	0	0	0	0
Community Invest. Tax III	0	0	0	0	0	0	0	0	0
Financing	0	0	0	0	0	0	0	0	0
General Revenues	48,039	47,939	29	72	0	0	0	0	0
General Revenues-R3M	0	0	0	0	0	0	0	0	0
Grants & County Match	0	0	0	0	0	0	0	0	0
Library Fund	0	0	0	0	0	0	0	0	0
Other	19,183	18,629	434	120	0	0	0	0	0
Undetermined	0	0	0	0	0	0	0	0	0
Subtotal FY18			\$555	\$191					
Total	\$89,939	\$89,193	\$746	\$0	\$0	\$0	\$0	\$0	\$0

Uses of Funds (in \$000s):	Total		FY 18	FY 19	FY 20	FY 21	FY 22	FY 23	Future
	Estimated Cost	Prior Expenses							
Administration	\$389	\$389	\$0	\$0	\$0	\$0	\$0	\$0	\$0
Construction	76,907	76,160	555	191	0	0	0	0	0
Design	4,648	4,648	0	0	0	0	0	0	0
Development	2	2	0	0	0	0	0	0	0
Equipment	2,316	2,316	0	0	0	0	0	0	0
Land/ROW	5,205	5,205	0	0	0	0	0	0	0
Non-Capital	473	473	0	0	0	0	0	0	0
Subtotal FY18			\$555	\$191					
Total	\$89,939	\$89,193	\$746	\$0	\$0	\$0	\$0	\$0	\$0

PROJECT TITLE:
COURTHOUSE ANNEX MAINTENANCE SYSTEMS UPGRADES
CIE REQUIREMENTS: N
LEVEL OF SERVICE IMPACT: N/A

PROJECT NUMBER: C77736000

PROGRAM: GOVERNMENT FACILITIES

PROJECT DESCRIPTION:

Renovations to existing Courthouse Annex to include 1st Floor Court Services Offices, security upgrades, asbestos abatement, fire sprinkler upgrades, exterior waterproofing, reroof and various renovations to accommodate court - related programs.

OPERATING COST IMPACT:

No significant change in operating cost is anticipated.

PROJECT COMPLETION DATE: Post Construction

Neighborhood Community Area:



77736

Sources of Funds (in \$000s):	Total		FY 18	FY 19	FY 20	FY 21	FY 22	FY 23	Future
	Estimated Sources	Prior Revenues							
Community Invest. Tax I	\$0	\$0	\$0	\$0	\$0	\$0	\$0	\$0	\$0
Community Invest. Tax II	0	0	0	0	0	0	0	0	0
Community Invest. Tax III	0	0	0	0	0	0	0	0	0
Financing	0	0	0	0	0	0	0	0	0
General Revenues	9,748	8,304	1,443	0	0	0	0	0	0
General Revenues-R3M	630	0	0	630	0	0	0	0	0
Grants & County Match	960	875	85	0	0	0	0	0	0
Library Fund	0	0	0	0	0	0	0	0	0
Other	0	0	0	0	0	0	0	0	0
Undetermined	0	0	0	0	0	0	0	0	0
Subtotal FY18			\$1,528	\$630					
Total	\$11,338	\$9,180	\$2,158	\$0	\$0	\$0	\$0	\$0	\$0

Uses of Funds (in \$000s):	Total		FY 18	FY 19	FY 20	FY 21	FY 22	FY 23	Future
	Estimated Cost	Prior Expenses							
Administration	\$39	\$39	\$0	\$0	\$0	\$0	\$0	\$0	\$0
Construction	10,315	8,921	1,393	0	0	0	0	0	0
Design	354	219	135	0	0	0	0	0	0
Development	0	0	0	0	0	0	0	0	0
Equipment	0	0	0	0	0	0	0	0	0
Land/ROW	0	0	0	0	0	0	0	0	0
Non-Capital	630	0	0	630	0	0	0	0	0
Subtotal FY18			\$1,528	\$630					
Total	\$11,338	\$9,180	\$2,158	\$0	\$0	\$0	\$0	\$0	\$0

PROJECT TITLE:
COURTHOUSE SOUTH ANNEX AIR HANDLER REPLACEMENT
CIE REQUIREMENTS: N
LEVEL OF SERVICE IMPACT: N/A

PROJECT NUMBER: C7789000

PROGRAM: GOVERNMENT FACILITIES

PROJECT DESCRIPTION:

This project will replace the air handler in the 6th floor mechanical room of the South Annex Tower. This air handler is original to the 1964 south tower and is no longer compatible with the new air distribution systems being installed in the building.

OPERATING COST IMPACT:

No significant change in operating cost is anticipated.

PROJECT COMPLETION DATE: Post Construction

Neighborhood Community Area:



PROJECT TITLE:
COURTS DOWNTOWN TRAINING FACILITY
CIE REQUIREMENTS: N
LEVEL OF SERVICE IMPACT: N/A

PROJECT NUMBER: C77831000

PROGRAM: GOVERNMENT FACILITIES

PROJECT DESCRIPTION:

Design and build-out of the 3,526 square foot former Jury Auditorium on the 3rd floor of the Old Courthouse (419 Pierce Street) to accommodate training functions, public meetings / events for the State Attorney, the County and other agencies within the Court / County complex.

OPERATING COST IMPACT:

No significant change in operating cost is anticipated.

PROJECT COMPLETION DATE: Oct 2019

Neighborhood Community Area:



Sources of Funds (in \$000s):	Total		FY 18	FY 19	FY 20	FY 21	FY 22	FY 23	Future
	Estimated Sources	Prior Revenues							
Community Invest. Tax I	\$0	\$0	\$0	\$0	\$0	\$0	\$0	\$0	\$0
Community Invest. Tax II	0	0	0	0	0	0	0	0	0
Community Invest. Tax III	0	0	0	0	0	0	0	0	0
Financing	0	0	0	0	0	0	0	0	0
General Revenues	0	0	0	0	0	0	0	0	0
General Revenues-R3M	1,154	1,147	81	(74)	0	0	0	0	0
Grants & County Match	0	0	0	0	0	0	0	0	0
Library Fund	0	0	0	0	0	0	0	0	0
Other	0	0	0	0	0	0	0	0	0
Undetermined	0	0	0	0	0	0	0	0	0
Subtotal FY18			\$81	(\$74)					
Total	\$1,154	\$1,147	\$7	(\$74)	\$0	\$0	\$0	\$0	\$0

Uses of Funds (in \$000s):	Total		FY 18	FY 19	FY 20	FY 21	FY 22	FY 23	Future
	Estimated Cost	Prior Expenses							
Administration	\$0	\$0	\$0	\$0	\$0	\$0	\$0	\$0	\$0
Construction	0	0	0	0	0	0	0	0	0
Design	0	0	0	0	0	0	0	0	0
Development	0	0	0	0	0	0	0	0	0
Equipment	0	0	0	0	0	0	0	0	0
Land/ROW	0	0	0	0	0	0	0	0	0
Non-Capital	1,154	1,147	81	(74)	0	0	0	0	0
Subtotal FY18			\$81	(\$74)					
Total	\$1,154	\$1,147	\$7	(\$74)	\$0	\$0	\$0	\$0	\$0

Sources of Funds (in \$000s):	Total		FY 18	FY 19	FY 20	FY 21	FY 22	FY 23	Future
	Estimated Sources	Prior Revenues							
Community Invest. Tax I	\$0	\$0	\$0	\$0	\$0	\$0	\$0	\$0	\$0
Community Invest. Tax II	0	0	0	0	0	0	0	0	0
Community Invest. Tax III	0	0	0	0	0	0	0	0	0
Financing	0	0	0	0	0	0	0	0	0
General Revenues	150	0	0	150	0	0	0	0	0
General Revenues-R3M	400	0	0	400	0	0	0	0	0
Grants & County Match	0	0	0	0	0	0	0	0	0
Library Fund	0	0	0	0	0	0	0	0	0
Other	450	0	0	450	0	0	0	0	0
Undetermined	0	0	0	0	0	0	0	0	0
Subtotal FY18			\$0	\$1,000					
Total	\$1,000	\$0	\$1,000	\$0	\$0	\$0	\$0	\$0	\$0

Uses of Funds (in \$000s):	Total		FY 18	FY 19	FY 20	FY 21	FY 22	FY 23	Future
	Estimated Cost	Prior Expenses							
Administration	\$0	\$0	\$0	\$0	\$0	\$0	\$0	\$0	\$0
Construction	600	0	0	600	0	0	0	0	0
Design	0	0	0	0	0	0	0	0	0
Development	0	0	0	0	0	0	0	0	0
Equipment	0	0	0	0	0	0	0	0	0
Land/ROW	0	0	0	0	0	0	0	0	0
Non-Capital	400	0	0	400	0	0	0	0	0
Subtotal FY18			\$0	\$1,000					
Total	\$1,000	\$0	\$1,000	\$0	\$0	\$0	\$0	\$0	\$0

PROJECT TITLE:
CRIMINAL COURT FACILITIES IMPROVEMENT PROJECT
 CIE REQUIREMENTS: N
 LEVEL OF SERVICE IMPACT: N/A

PROJECT NUMBER: C7770000

PROGRAM: GOVERNMENT FACILITIES

PROJECT DESCRIPTION:

This project includes the renovation of existing court facilities which house the criminal courts to provide additional increased security related to inmate transport, secured judicial offices and staff relocated in the Courthouse Annex. The areas to be renovated are: 1) Second Floor Center Annex - convert former State Attorney Offices to nine secured judicial chambers and related support areas; 2) First Floor Center Annex - convert seven existing judge's chambers to holding cells and other court support uses.

OPERATING COST IMPACT:

No significant change in operating cost is anticipated.

PROJECT COMPLETION DATE: Post Construction

Neighborhood Community Area:



Sources of Funds (in \$000s):	Total		FY 18	FY 19	FY 20	FY 21	FY 22	FY 23	Future
	Estimated Sources	Prior Revenues							
Community Invest. Tax I	\$0	\$0	\$0	\$0	\$0	\$0	\$0	\$0	\$0
Community Invest. Tax II	0	0	0	0	0	0	0	0	0
Community Invest. Tax III	0	0	0	0	0	0	0	0	0
Financing	0	0	0	0	0	0	0	0	0
General Revenues	3,106	3,104	7	(5)	0	0	0	0	0
General Revenues-R3M	0	0	0	0	0	0	0	0	0
Grants & County Match	0	0	0	0	0	0	0	0	0
Library Fund	0	0	0	0	0	0	0	0	0
Other	0	0	0	0	0	0	0	0	0
Undetermined	0	0	0	0	0	0	0	0	0
Subtotal FY18			\$7	(\$5)					
Total	\$3,106	\$3,104	\$2	(\$5)	\$0	\$0	\$0	\$0	\$0

Uses of Funds (in \$000s):	Total		FY 18	FY 19	FY 20	FY 21	FY 22	FY 23	Future
	Estimated Cost	Prior Expenses							
Administration	\$35	\$35	\$0	\$0	\$0	\$0	\$0	\$0	\$0
Construction	2,667	2,665	7	(5)	0	0	0	0	0
Design	263	263	0	0	0	0	0	0	0
Development	0	0	0	0	0	0	0	0	0
Equipment	141	141	0	0	0	0	0	0	0
Land/ROW	0	0	0	0	0	0	0	0	0
Non-Capital	0	0	0	0	0	0	0	0	0
Subtotal FY18			\$7	(\$5)					
Total	\$3,106	\$3,104	\$2	(\$5)	\$0	\$0	\$0	\$0	\$0

PROJECT TITLE:
EAST COUNTY COURT REDEVELOPMENT / REGIONAL SERVICE CENTER
 CIE REQUIREMENTS: N
 LEVEL OF SERVICE IMPACT: N/A

PROJECT NUMBER: C79136000

PROGRAM: GOVERNMENT FACILITIES

PROJECT DESCRIPTION:

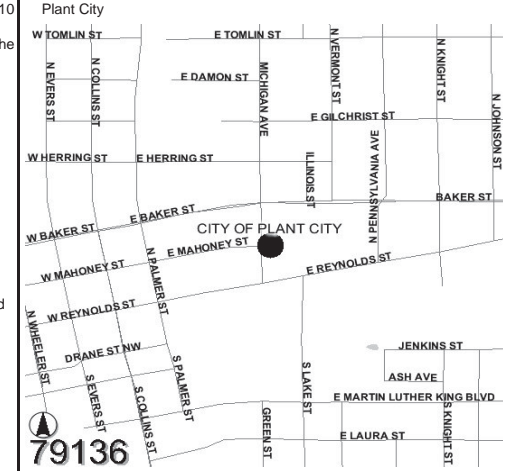
Acquire land adjacent to the existing Plant City Courthouse Complex at 210 Reynolds Street and construct a new 60,000 square foot Plant City Courthouse as a first phase (Phase IA). Phase IB involves demolishing the existing buildings and constructing a temporary parking lot. The second phase of the project includes a new, approximately 35,000 square foot Regional Resource Center and new parking lot.

OPERATING COST IMPACT:

Annual operating impact is \$785,000 for the Courthouse (already included in operating budgets) and \$121,000 for the Service Center.

PROJECT COMPLETION DATE: Oct 2017

Neighborhood Community Area:



Sources of Funds (in \$000s):	Total		FY 18	FY 19	FY 20	FY 21	FY 22	FY 23	Future
	Estimated Sources	Prior Revenues							
Community Invest. Tax I	\$0	\$0	\$0	\$0	\$0	\$0	\$0	\$0	\$0
Community Invest. Tax II	4,200	4,145	55	0	0	0	0	0	0
Community Invest. Tax III	12,204	9,670	2,534	0	0	0	0	0	0
Financing	0	0	0	0	0	0	0	0	0
General Revenues	1,018	702	317	0	0	0	0	0	0
General Revenues-R3M	0	0	0	0	0	0	0	0	0
Grants & County Match	6,318	6,318	0	0	0	0	0	0	0
Library Fund	0	0	0	0	0	0	0	0	0
Other	0	0	0	0	0	0	0	0	0
Undetermined	0	0	0	0	0	0	0	0	0
Subtotal FY18			\$2,906	\$0					
Total	\$23,739	\$20,834	\$2,906	\$0	\$0	\$0	\$0	\$0	\$0

Uses of Funds (in \$000s):	Total		FY 18	FY 19	FY 20	FY 21	FY 22	FY 23	Future
	Estimated Cost	Prior Expenses							
Administration	\$140	\$140	\$0	\$0	\$0	\$0	\$0	\$0	\$0
Construction	17,892	15,786	2,106	0	0	0	0	0	0
Design	2,023	2,023	0	0	0	0	0	0	0
Development	0	0	0	0	0	0	0	0	0
Equipment	1,246	446	800	0	0	0	0	0	0
Land/ROW	2,302	2,302	0	0	0	0	0	0	0
Non-Capital	136	136	0	0	0	0	0	0	0
Subtotal FY18			\$2,906	\$0					
Total	\$23,739	\$20,834	\$2,906	\$0	\$0	\$0	\$0	\$0	\$0

PROJECT TITLE:
ERP SYSTEM ENHANCEMENTS
CIE REQUIREMENTS: N
LEVEL OF SERVICE IMPACT: N/A

PROJECT NUMBER: C77824000

PROGRAM: GOVERNMENT FACILITIES

PROJECT DESCRIPTION:

Various enhancements to the recently implemented ERP system to improve efficiency and reporting capabilities.

OPERATING COST IMPACT:

No significant change in operating cost is anticipated.

PROJECT COMPLETION DATE: TBD

Neighborhood Community Area:



Sources of Funds (in \$000s):	Total		FY 18	FY 19	FY 20	FY 21	FY 22	FY 23	Future
	Estimated Sources	Prior Revenues							
Community Invest. Tax I	\$0	\$0	\$0	\$0	\$0	\$0	\$0	\$0	\$0
Community Invest. Tax II	0	0	0	0	0	0	0	0	0
Community Invest. Tax III	0	0	0	0	0	0	0	0	0
Financing	0	0	0	0	0	0	0	0	0
General Revenues	1,000	113	887	0	0	0	0	0	0
General Revenues-R3M	0	0	0	0	0	0	0	0	0
Grants & County Match	0	0	0	0	0	0	0	0	0
Library Fund	0	0	0	0	0	0	0	0	0
Other	0	0	0	0	0	0	0	0	0
Undetermined	0	0	0	0	0	0	0	0	0
Subtotal FY18			\$887	\$0	\$0	\$0	\$0	\$0	\$0
Total	\$1,000	\$113	\$887	\$0	\$0	\$0	\$0	\$0	\$0

Uses of Funds (in \$000s):	Total		FY 18	FY 19	FY 20	FY 21	FY 22	FY 23	Future
	Estimated Cost	Prior Expenses							
Administration	\$0	\$0	\$0	\$0	\$0	\$0	\$0	\$0	\$0
Construction	0	0	0	0	0	0	0	0	0
Design	0	0	0	0	0	0	0	0	0
Development	0	0	0	0	0	0	0	0	0
Equipment	0	0	0	0	0	0	0	0	0
Land/ROW	0	0	0	0	0	0	0	0	0
Non-Capital	0	0	0	0	0	0	0	0	0
Subtotal FY18			\$887	\$0	\$0	\$0	\$0	\$0	\$0
Total	\$1,000	\$113	\$887	\$0	\$0	\$0	\$0	\$0	\$0

PROJECT TITLE:
FALKENBURG ROAD JAIL EXPANSION PHASE VII A
CIE REQUIREMENTS: N
LEVEL OF SERVICE IMPACT: N/A

PROJECT NUMBER: C79143000

PROGRAM: GOVERNMENT FACILITIES

PROJECT DESCRIPTION:

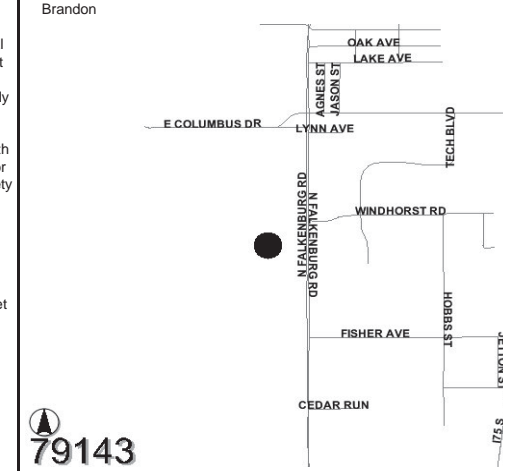
The Project consists of the following major components: a new Central Cook-Chilled Food Processing Plant (Kitchen) and Food Pantry; renovations and expansion to the existing Service Building; a new internal site Water Loop Service; renovations to the existing Program/Video Court Building; new Prefabricated Emergency Generator Building with bi-fuel back-up emergency generators with all required electrical upgrades to fully power the entire Falkenburg Road Jail Complex; new security and surveillance system; a new Central Air Conditioning Chiller Plant to fully cool and heat entire Falkenburg Road Jail Complex, new air handlers, with associated mechanical upgrades; and all associated site work required for the project. Work also includes upgrades to the Orient Road Jail life safety systems.

OPERATING COST IMPACT:

No significant increase in operating costs associated with this project. Net annual savings anticipated with construction of central energy plant.

PROJECT COMPLETION DATE: Oct 2019

Neighborhood Community Area:



Sources of Funds (in \$000s):	Total		FY 18	FY 19	FY 20	FY 21	FY 22	FY 23	Future
	Estimated Sources	Prior Revenues							
Community Invest. Tax I	\$0	\$0	\$0	\$0	\$0	\$0	\$0	\$0	\$0
Community Invest. Tax II	4,770	4,770	0	0	0	0	0	0	0
Community Invest. Tax III	25,173	22,895	2,278	0	0	0	0	0	0
Financing	0	0	0	0	0	0	0	0	0
General Revenues	837	676	160	0	0	0	0	0	0
General Revenues-R3M	0	0	0	0	0	0	0	0	0
Grants & County Match	0	0	0	0	0	0	0	0	0
Library Fund	0	0	0	0	0	0	0	0	0
Other	0	0	0	0	0	0	0	0	0
Undetermined	0	0	0	0	0	0	0	0	0
Subtotal FY18			\$2,439	\$0	\$0	\$0	\$0	\$0	\$0
Total	\$30,779	\$28,341	\$2,438	\$0	\$0	\$0	\$0	\$0	\$0

Uses of Funds (in \$000s):	Total		FY 18	FY 19	FY 20	FY 21	FY 22	FY 23	Future
	Estimated Cost	Prior Expenses							
Administration	\$82	\$72	\$10	\$0	\$0	\$0	\$0	\$0	\$0
Construction	29,034	26,606	2,429	0	0	0	0	0	0
Design	1,565	1,565	0	0	0	0	0	0	0
Development	0	0	0	0	0	0	0	0	0
Equipment	0	0	0	0	0	0	0	0	0
Land/ROW	0	0	0	0	0	0	0	0	0
Non-Capital	98	98	0	0	0	0	0	0	0
Subtotal FY18			\$2,439	\$0	\$0	\$0	\$0	\$0	\$0
Total	\$30,779	\$28,341	\$2,438	\$0	\$0	\$0	\$0	\$0	\$0

PROJECT TITLE:
HANNA FACILITY REPURPOSE
CIE REQUIREMENTS: N
LEVEL OF SERVICE IMPACT: N/A

PROJECT NUMBER: C77818000

PROGRAM: GOVERNMENT FACILITIES

PROJECT DESCRIPTION:

Renovate portions of the existing Fire Rescue headquarters to accommodate other County agencies. Fire Rescue is slated to relocate to its new headquarters at the PSOC complex.

OPERATING COST IMPACT:

No new staffing anticipated. No significant impacts to building operating and maintenance costs.

PROJECT COMPLETION DATE: Sep 2018

Neighborhood Community Area:



Sources of Funds (in \$000s):	Total		FY 18	FY 19	FY 20	FY 21	FY 22	FY 23	Future
	Estimated Sources	Prior Revenues							
Community Invest. Tax I	\$0	\$0	\$0	\$0	\$0	\$0	\$0	\$0	\$0
Community Invest. Tax II	0	0	0	0	0	0	0	0	0
Community Invest. Tax III	0	0	0	0	0	0	0	0	0
Financing	0	0	0	0	0	0	0	0	0
General Revenues	0	0	0	0	0	0	0	0	0
General Revenues-R3M	700	324	176	200	0	0	0	0	0
Grants & County Match	0	0	0	0	0	0	0	0	0
Library Fund	0	0	0	0	0	0	0	0	0
Other	0	0	0	0	0	0	0	0	0
Undetermined	0	0	0	0	0	0	0	0	0
Subtotal FY18			\$176	\$200					
Total	\$700	\$324	\$376	\$0	\$0	\$0	\$0	\$0	\$0

Uses of Funds (in \$000s):	Total		FY 18	FY 19	FY 20	FY 21	FY 22	FY 23	Future
	Estimated Cost	Prior Expenses							
Administration	\$0	\$0	\$0	\$0	\$0	\$0	\$0	\$0	\$0
Construction	0	0	0	0	0	0	0	0	0
Design	0	0	0	0	0	0	0	0	0
Development	0	0	0	0	0	0	0	0	0
Equipment	0	0	0	0	0	0	0	0	0
Land/ROW	0	0	0	0	0	0	0	0	0
Non-Capital	700	324	176	200	0	0	0	0	0
Subtotal FY18			\$176	\$200					
Total	\$700	\$324	\$376	\$0	\$0	\$0	\$0	\$0	\$0

PROJECT TITLE:
HISTORIC PRESERVATION MATCHING FUND PROGRAM
CIE REQUIREMENTS: N
LEVEL OF SERVICE IMPACT: N/A

PROJECT NUMBER: C77796000

PROGRAM: GOVERNMENT FACILITIES

PROJECT DESCRIPTION:

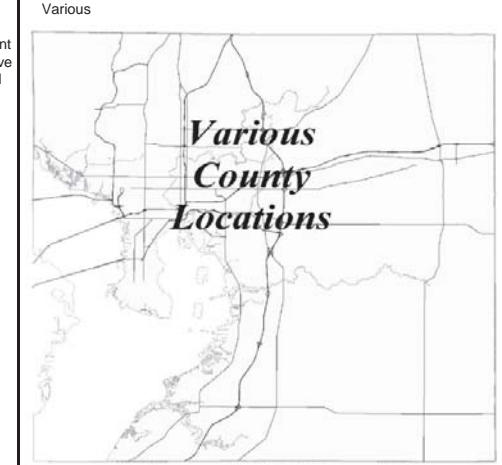
This project was approved by the Board of County Commissioners as a "challenge fund" to support historic preservation at various locations throughout the county. There is a maximum amount of \$250,000 per grant and matching funds are required for any award. Program procedures have been established and adopted by the Board. A listing of funding awarded to organizations through September, 2016 is included in the appendix section of this document.

OPERATING COST IMPACT:

There will be no operating cost impact to the County.

PROJECT COMPLETION DATE: Ongoing

Neighborhood Community Area:



Sources of Funds (in \$000s):	Total		FY 18	FY 19	FY 20	FY 21	FY 22	FY 23	Future
	Estimated Sources	Prior Revenues							
Community Invest. Tax I	\$0	\$0	\$0	\$0	\$0	\$0	\$0	\$0	\$0
Community Invest. Tax II	0	0	0	0	0	0	0	0	0
Community Invest. Tax III	0	0	0	0	0	0	0	0	0
Financing	0	0	0	0	0	0	0	0	0
General Revenues	12,261	2,741	3,270	1,250	1,000	1,000	1,000	1,000	0
General Revenues-R3M	0	0	0	0	0	0	0	0	0
Grants & County Match	0	0	0	0	0	0	0	0	0
Library Fund	0	0	0	0	0	0	0	0	0
Other	0	0	0	0	0	0	0	0	0
Undetermined	0	0	0	0	0	0	0	0	0
Subtotal FY18			\$3,270	\$1,250					
Total	\$12,261	\$2,741	\$4,520	\$1,000	\$1,000	\$1,000	\$1,000	\$1,000	\$0

Uses of Funds (in \$000s):	Total		FY 18	FY 19	FY 20	FY 21	FY 22	FY 23	Future
	Estimated Cost	Prior Expenses							
Administration	\$0	\$0	\$0	\$0	\$0	\$0	\$0	\$0	\$0
Construction	0	0	0	0	0	0	0	0	0
Design	0	0	0	0	0	0	0	0	0
Development	0	0	0	0	0	0	0	0	0
Equipment	0	0	0	0	0	0	0	0	0
Land/ROW	0	0	0	0	0	0	0	0	0
Non-Capital	12,261	2,741	3,270	1,250	1,000	1,000	1,000	1,000	0
Subtotal FY18			\$3,270	\$1,250					
Total	\$12,261	\$2,741	\$4,520	\$1,000	\$1,000	\$1,000	\$1,000	\$1,000	\$0

PROJECT TITLE:
INDOOR AIR QUALITY MEASURES / ENVIRONMENTAL REMEDIATION
CIE REQUIREMENTS: N
LEVEL OF SERVICE IMPACT: N/A

PROJECT NUMBER: C77710000

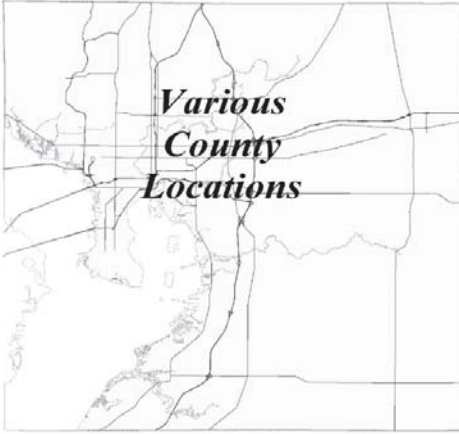
PROGRAM: GOVERNMENT FACILITIES

PROJECT DESCRIPTION:

Renovations to existing county-owned facilities to enhance existing interior and exterior environmental conditions such as; indoor air quality, mold remediation, mechanical systems upgrades, storage tanks remediation and other exterior pollution.

Neighborhood Community Area:

Countywide



OPERATING COST IMPACT:

No significant change in operating cost is anticipated.

PROJECT COMPLETION DATE: Ongoing

Sources of Funds (in \$000s):	Total		FY 18	FY 19	FY 20	FY 21	FY 22	FY 23	Future
	Estimated Sources	Prior Revenues							
Community Invest. Tax I	\$0	\$0	\$0	\$0	\$0	\$0	\$0	\$0	\$0
Community Invest. Tax II	0	0	0	0	0	0	0	0	0
Community Invest. Tax III	0	0	0	0	0	0	0	0	0
Financing	0	0	0	0	0	0	0	0	0
General Revenues	1,530	901	629	0	0	0	0	0	0
General Revenues-R3M	0	0	0	0	0	0	0	0	0
Grants & County Match	0	0	0	0	0	0	0	0	0
Library Fund	0	0	0	0	0	0	0	0	0
Other	0	0	0	0	0	0	0	0	0
Undetermined	0	0	0	0	0	0	0	0	0
Subtotal FY18			\$629	\$0	\$0	\$0	\$0	\$0	\$0
Total	\$1,530	\$901	\$629	\$0	\$0	\$0	\$0	\$0	\$0

Uses of Funds (in \$000s):	Total		FY 18	FY 19	FY 20	FY 21	FY 22	FY 23	Future
	Estimated Cost	Prior Expenses							
Administration	\$18	\$18	\$0	\$0	\$0	\$0	\$0	\$0	\$0
Construction	476	176	300	0	0	0	0	0	0
Design	352	352	0	0	0	0	0	0	0
Development	11	11	0	0	0	0	0	0	0
Equipment	0	0	0	0	0	0	0	0	0
Land/ROW	0	0	0	0	0	0	0	0	0
Non-Capital	671	342	329	0	0	0	0	0	0
Subtotal FY18			\$629	\$0	\$0	\$0	\$0	\$0	\$0
Total	\$1,530	\$901	\$629	\$0	\$0	\$0	\$0	\$0	\$0

PROJECT TITLE:
JUVENILE DELINQUENCY COURT EXPANSION PROJECT
CIE REQUIREMENTS: N
LEVEL OF SERVICE IMPACT: N/A

PROJECT NUMBER: C7771000

PROGRAM: GOVERNMENT FACILITIES

PROJECT DESCRIPTION:

This project includes the expansion of existing court facilities serving the juvenile delinquency courts to be located within the courthouse annex to accommodate increased case loads. The areas to be renovated are: 1) 4th floor north annex to convert two existing hearing rooms to court support staff offices; 2) 4th floor north annex to convert existing Clerk's Juvenile Department to two new courtrooms with related support areas.

Neighborhood Community Area:

City of Tampa



OPERATING COST IMPACT:

No significant change in operating cost is anticipated.

PROJECT COMPLETION DATE: Post Construction

Sources of Funds (in \$000s):	Total		FY 18	FY 19	FY 20	FY 21	FY 22	FY 23	Future
	Estimated Sources	Prior Revenues							
Community Invest. Tax I	\$0	\$0	\$0	\$0	\$0	\$0	\$0	\$0	\$0
Community Invest. Tax II	0	0	0	0	0	0	0	0	0
Community Invest. Tax III	0	0	0	0	0	0	0	0	0
Financing	0	0	0	0	0	0	0	0	0
General Revenues	1,072	993	89	0	0	0	0	0	0
General Revenues-R3M	0	0	0	0	0	0	0	0	0
Grants & County Match	0	0	0	0	0	0	0	0	0
Library Fund	0	0	0	0	0	0	0	0	0
Other	0	0	0	0	0	0	0	0	0
Undetermined	0	0	0	0	0	0	0	0	0
Subtotal FY18			\$89	\$0	\$0	\$0	\$0	\$0	\$0
Total	\$1,072	\$993	\$79	\$0	\$0	\$0	\$0	\$0	\$0

Uses of Funds (in \$000s):	Total		FY 18	FY 19	FY 20	FY 21	FY 22	FY 23	Future
	Estimated Cost	Prior Expenses							
Administration	\$0	\$0	\$0	\$0	\$0	\$0	\$0	\$0	\$0
Construction	980	901	84	0	0	0	0	0	0
Design	68	68	5	0	0	0	0	0	0
Development	0	0	0	0	0	0	0	0	0
Equipment	24	24	0	0	0	0	0	0	0
Land/ROW	0	0	0	0	0	0	0	0	0
Non-Capital	0	0	0	0	0	0	0	0	0
Subtotal FY18			\$89	\$0	\$0	\$0	\$0	\$0	\$0
Total	\$1,072	\$993	\$79	\$0	\$0	\$0	\$0	\$0	\$0

PROJECT TITLE:
LEE DAVIS COMMUNITY RESOURCE CENTER RENOVATION
CIE REQUIREMENTS: N
LEVEL OF SERVICE IMPACT: N/A

PROJECT NUMBER: C77805000

PROGRAM: GOVERNMENT FACILITIES

PROJECT DESCRIPTION:

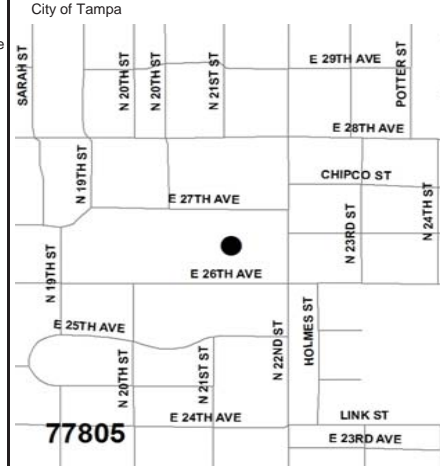
This project will construct interior renovations of the existing Lee Davis Neighborhood Service Center located at 3402 N. 22nd Street, Tampa to upgrade the facility and provide enhanced customer service capability. The current facility is 29 years old and is in need of upgrades to replace interior finishes and to accommodate changed program needs. The project is to be constructed in phases.

OPERATING COST IMPACT:

No significant change in operating cost is anticipated.

PROJECT COMPLETION DATE: Post Construction

Neighborhood Community Area:



Sources of Funds (in \$000s):	Total		FY 18	FY 19	FY 20	FY 21	FY 22	FY 23	Future
	Estimated Sources	Prior Revenues							
Community Invest. Tax I	\$0	\$0	\$0	\$0	\$0	\$0	\$0	\$0	\$0
Community Invest. Tax II	0	0	0	0	0	0	0	0	0
Community Invest. Tax III	0	0	0	0	0	0	0	0	0
Financing	0	0	0	0	0	0	0	0	0
General Revenues	3,464	1,973	1,491	0	0	0	0	0	0
General Revenues-R3M	601	601	0	0	0	0	0	0	0
Grants & County Match	0	0	0	0	0	0	0	0	0
Library Fund	0	0	0	0	0	0	0	0	0
Other	0	0	0	0	0	0	0	0	0
Undetermined	0	0	0	0	0	0	0	0	0
Subtotal FY18			\$1,491	\$0	\$0	\$0	\$0	\$0	\$0
Total	\$4,065	\$2,574	\$1,491	\$0	\$0	\$0	\$0	\$0	\$0

Uses of Funds (in \$000s):	Total		FY 18	FY 19	FY 20	FY 21	FY 22	FY 23	Future
	Estimated Cost	Prior Expenses							
Administration	\$82	\$72	\$10	\$0	\$0	\$0	\$0	\$0	\$0
Construction	3,056	1,575	1,481	0	0	0	0	0	0
Design	324	324	0	0	0	0	0	0	0
Development	0	0	0	0	0	0	0	0	0
Equipment	2	2	0	0	0	0	0	0	0
Land/ROW	0	0	0	0	0	0	0	0	0
Non-Capital	601	601	0	0	0	0	0	0	0
Subtotal FY18			\$1,491	\$0	\$0	\$0	\$0	\$0	\$0
Total	\$4,065	\$2,574	\$1,491	\$0	\$0	\$0	\$0	\$0	\$0

PROJECT TITLE:
MOSI WEST WING REPAIRS/RESEAL/RECAULKING
CIE REQUIREMENTS: N
LEVEL OF SERVICE IMPACT: N/A

PROJECT NUMBER: C79054000

PROGRAM: GOVERNMENT FACILITIES

PROJECT DESCRIPTION:

Repair and reseal exterior building envelope walls and roof (including IMAX dome) of MOSI West Wing. MOSI staff has indicated that the MOSI West Wing building is experiencing water infiltration through its walls and roof, including the IMAX Dome. The building construction is complex and the repair work must be preceded with a structural investigation. It is anticipated that the work will occur in phases.

OPERATING COST IMPACT:

There will be no operating cost impact to the County. The Museum is operated by the MOSI Foundation, a private non profit organization.

PROJECT COMPLETION DATE: TBD

Neighborhood Community Area:



Sources of Funds (in \$000s):	Total		FY 18	FY 19	FY 20	FY 21	FY 22	FY 23	Future
	Estimated Sources	Prior Revenues							
Community Invest. Tax I	\$1,000	\$534	\$466	\$0	\$0	\$0	\$0	\$0	\$0
Community Invest. Tax II	0	0	0	0	0	0	0	0	0
Community Invest. Tax III	0	0	0	0	0	0	0	0	0
Financing	0	0	0	0	0	0	0	0	0
General Revenues	0	0	0	0	0	0	0	0	0
General Revenues-R3M	0	0	0	0	0	0	0	0	0
Grants & County Match	0	0	0	0	0	0	0	0	0
Library Fund	0	0	0	0	0	0	0	0	0
Other	0	0	0	0	0	0	0	0	0
Undetermined	0	0	0	0	0	0	0	0	0
Subtotal FY18			\$466	\$0	\$0	\$0	\$0	\$0	\$0
Total	\$1,000	\$534	\$466	\$0	\$0	\$0	\$0	\$0	\$0

Uses of Funds (in \$000s):	Total		FY 18	FY 19	FY 20	FY 21	FY 22	FY 23	Future
	Estimated Cost	Prior Expenses							
Administration	\$21	\$21	\$0	\$0	\$0	\$0	\$0	\$0	\$0
Construction	893	463	430	0	0	0	0	0	0
Design	57	21	36	0	0	0	0	0	0
Development	28	28	0	0	0	0	0	0	0
Equipment	0	0	0	0	0	0	0	0	0
Land/ROW	0	0	0	0	0	0	0	0	0
Non-Capital	0	0	0	0	0	0	0	0	0
Subtotal FY18			\$466	\$0	\$0	\$0	\$0	\$0	\$0
Total	\$1,000	\$534	\$466	\$0	\$0	\$0	\$0	\$0	\$0

PROJECT TITLE:
NORTH COURTHOUSE ANNEX ELEVATOR RENOVATIONS (R3M)
CIE REQUIREMENTS: N
LEVEL OF SERVICE IMPACT: N/A

PROJECT NUMBER: C77826000
PROGRAM: GOVERNMENT FACILITIES

PROJECT DESCRIPTION:

Project is for performing renovations to the elevator cab interiors to include call buttons, signs, ADA amenities, flooring, wall panels, hand rails, door closers and flooring. Current elevator cab interiors are beyond their useful life and need renovations.

OPERATING COST IMPACT:

No significant change in operating cost is anticipated.

PROJECT COMPLETION DATE: Sep 2018

Neighborhood Community Area:



C77826000

Sources of Funds (in \$000s):	Total		FY 18	FY 19	FY 20	FY 21	FY 22	FY 23	Future
	Estimated Sources	Prior Revenues							
Community Invest. Tax I	\$0	\$0	\$0	\$0	\$0	\$0	\$0	\$0	\$0
Community Invest. Tax II	0	0	0	0	0	0	0	0	0
Community Invest. Tax III	0	0	0	0	0	0	0	0	0
Financing	0	0	0	0	0	0	0	0	0
General Revenues	0	0	0	0	0	0	0	0	0
General Revenues-R3M	250	0	250	0	0	0	0	0	0
Grants & County Match	0	0	0	0	0	0	0	0	0
Library Fund	0	0	0	0	0	0	0	0	0
Other	0	0	0	0	0	0	0	0	0
Undetermined	0	0	0	0	0	0	0	0	0
Subtotal FY18			\$0	\$250					
Total	\$250	\$0	\$250	\$0	\$0	\$0	\$0	\$0	\$0

Uses of Funds (in \$000s):	Total		FY 18	FY 19	FY 20	FY 21	FY 22	FY 23	Future
	Estimated Cost	Prior Expenses							
Administration	\$0	\$0	\$0	\$0	\$0	\$0	\$0	\$0	\$0
Construction	0	0	0	0	0	0	0	0	0
Design	0	0	0	0	0	0	0	0	0
Development	0	0	0	0	0	0	0	0	0
Equipment	0	0	0	0	0	0	0	0	0
Land/ROW	0	0	0	0	0	0	0	0	0
Non-Capital	250	0	250	0	0	0	0	0	0
Subtotal FY18			\$0	\$250					
Total	\$250	\$0	\$250	\$0	\$0	\$0	\$0	\$0	\$0

PROJECT TITLE:
PET RESOURCES FACILITY IMPROVEMENTS
CIE REQUIREMENTS: N
LEVEL OF SERVICE IMPACT: N/A

PROJECT NUMBER: C79146000
PROGRAM: GOVERNMENT FACILITIES

PROJECT DESCRIPTION:

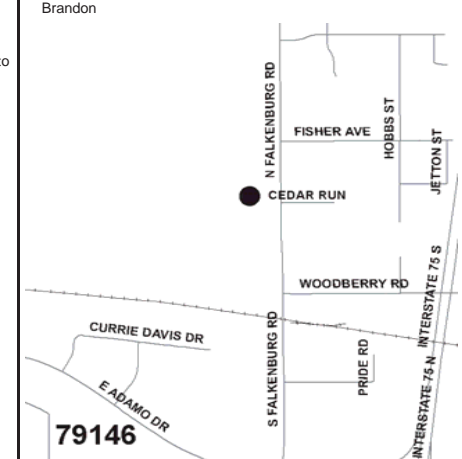
Provide various capital improvements to the existing Animal Services facility needed to improve facility functionality in pursuit of service goals. CIT-II funding in this project will be used solely for roof replacement and ventilation systems for shelter buildings. The project scope is expanded to include renovations to other facilities to accommodate capacity increases for Pet Resources.

OPERATING COST IMPACT:

No significant change in operating cost is anticipated.

PROJECT COMPLETION DATE: Dec 2018

Neighborhood Community Area:



79146

Sources of Funds (in \$000s):	Total		FY 18	FY 19	FY 20	FY 21	FY 22	FY 23	Future
	Estimated Sources	Prior Revenues							
Community Invest. Tax I	\$0	\$0	\$0	\$0	\$0	\$0	\$0	\$0	\$0
Community Invest. Tax II	382	374	8	0	0	0	0	0	0
Community Invest. Tax III	0	0	0	0	0	0	0	0	0
Financing	1,700	1,240	460	0	0	0	0	0	0
General Revenues	50	1	49	0	0	0	0	0	0
General Revenues-R3M	1,793	1,107	186	500	0	0	0	0	0
Grants & County Match	0	0	0	0	0	0	0	0	0
Library Fund	0	0	0	0	0	0	0	0	0
Other	0	0	0	0	0	0	0	0	0
Undetermined	0	0	0	0	0	0	0	0	0
Subtotal FY18			\$704	\$500					
Total	\$3,925	\$2,721	\$1,204	\$0	\$0	\$0	\$0	\$0	\$0

Uses of Funds (in \$000s):	Total		FY 18	FY 19	FY 20	FY 21	FY 22	FY 23	Future
	Estimated Cost	Prior Expenses							
Administration	\$12	\$12	\$0	\$0	\$0	\$0	\$0	\$0	\$0
Construction	2,013	1,495	518	0	0	0	0	0	0
Design	94	94	0	0	0	0	0	0	0
Development	0	0	0	0	0	0	0	0	0
Equipment	0	0	0	0	0	0	0	0	0
Land/ROW	0	0	0	0	0	0	0	0	0
Non-Capital	1,807	1,121	186	500	0	0	0	0	0
Subtotal FY18			\$704	\$500					
Total	\$3,925	\$2,721	\$1,204	\$0	\$0	\$0	\$0	\$0	\$0

PROJECT TITLE:
 PET RESOURCES MASTER PLAN
 CIE REQUIREMENTS: N
 LEVEL OF SERVICE IMPACT: N/A

PROJECT NUMBER: C77810000

PROGRAM: GOVERNMENT FACILITIES

PROJECT DESCRIPTION:

Project will consist of master planning the existing Animal Services facility at Falkenburg Road and constructing some improvements to the extent the budget allows.

Neighborhood Community Area:

Brandon



OPERATING COST IMPACT:

No significant change in operating cost is anticipated.

PROJECT COMPLETION DATE: Post Construction

Sources of Funds (in \$000s):	Total		FY 18	FY 19	FY 20	FY 21	FY 22	FY 23	Future
	Estimated Sources	Prior Revenues							
Community Invest. Tax I	\$0	\$0	\$0	\$0	\$0	\$0	\$0	\$0	\$0
Community Invest. Tax II	0	0	0	0	0	0	0	0	0
Community Invest. Tax III	0	0	0	0	0	0	0	0	0
Financing	0	0	0	0	0	0	0	0	0
General Revenues	500	424	76	0	0	0	0	0	0
General Revenues-R3M	0	0	0	0	0	0	0	0	0
Grants & County Match	0	0	0	0	0	0	0	0	0
Library Fund	0	0	0	0	0	0	0	0	0
Other	0	0	0	0	0	0	0	0	0
Undetermined	0	0	0	0	0	0	0	0	0
Subtotal FY18			\$76	\$0	\$0	\$0	\$0	\$0	\$0
Total	\$500	\$424	\$76	\$0	\$0	\$0	\$0	\$0	\$0

Uses of Funds (in \$000s):	Total		FY 18	FY 19	FY 20	FY 21	FY 22	FY 23	Future
	Estimated Cost	Prior Expenses							
Administration	\$15	\$15	\$0	\$0	\$0	\$0	\$0	\$0	\$0
Construction	433	357	76	0	0	0	0	0	0
Design	44	44	0	0	0	0	0	0	0
Development	0	0	0	0	0	0	0	0	0
Equipment	9	9	0	0	0	0	0	0	0
Land/ROW	0	0	0	0	0	0	0	0	0
Non-Capital	0	0	0	0	0	0	0	0	0
Subtotal FY18			\$76	\$0	\$0	\$0	\$0	\$0	\$0
Total	\$500	\$424	\$76	\$0	\$0	\$0	\$0	\$0	\$0

PROJECT TITLE:
 PUBLIC ART PROGRAM
 CIE REQUIREMENTS: N
 LEVEL OF SERVICE IMPACT: N/A

PROJECT NUMBER: C70000000

PROGRAM: GOVERNMENT FACILITIES

PROJECT DESCRIPTION:

The amended Public Art Ordinance, approved by the Board of County Commissioners on January 6, 2010, (effective date January 13, 2010), states that the Public Art Program will be included in the County's Capital Improvement Program (CIP) as a capital project. Funds for the program are to be allocated once annually and the assessments are subject to Board approval as part of the CIP. Use of the funds is subject to Board approval through the annual Public Art Plan. Prior years funding reflect total program funds allocated to specific projects since inception of the Program in 1988-89.

Due to ongoing capital funding limitations, the Public Art assessment for FY 18 and FY 19 is set at 0%. Work on the Public Art Plan can continue by using funds from previous assessments. The annual Public Art Plan, as recommended by the Public Art Committee, is included within the appendix section of this document.

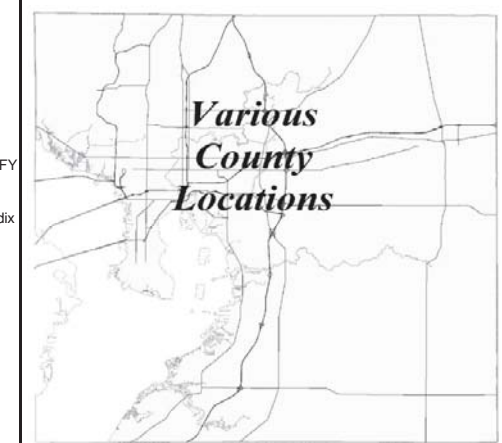
OPERATING COST IMPACT:

No significant change in operating cost is anticipated.

PROJECT COMPLETION DATE: Ongoing

Neighborhood Community Area:

Countywide



Sources of Funds (in \$000s):	Total		FY 18	FY 19	FY 20	FY 21	FY 22	FY 23	Future
	Estimated Sources	Prior Revenues							
Community Invest. Tax I	\$533	\$279	\$254	\$0	\$0	\$0	\$0	\$0	\$0
Community Invest. Tax II	693	320	373	0	0	0	0	0	0
Community Invest. Tax III	659	9	650	0	0	0	0	0	0
Financing	36	36	0	0	0	0	0	0	0
General Revenues	1,971	1,356	614	0	0	0	0	0	0
General Revenues-R3M	0	0	0	0	0	0	0	0	0
Grants & County Match	46	46	0	0	0	0	0	0	0
Library Fund	539	487	52	0	0	0	0	0	0
Other	0	0	0	0	0	0	0	0	0
Undetermined	0	0	0	0	0	0	0	0	0
Subtotal FY18			\$1,942	\$0	\$0	\$0	\$0	\$0	\$0
Total	\$4,475	\$2,533	\$1,942	\$0	\$0	\$0	\$0	\$0	\$0

Uses of Funds (in \$000s):	Total		FY 18	FY 19	FY 20	FY 21	FY 22	FY 23	Future
	Estimated Cost	Prior Expenses							
Administration	\$121	\$121	\$0	\$0	\$0	\$0	\$0	\$0	\$0
Construction	2,770	1,460	1,310	0	0	0	0	0	0
Design	37	37	0	0	0	0	0	0	0
Development	0	0	0	0	0	0	0	0	0
Equipment	1,446	814	632	0	0	0	0	0	0
Land/ROW	0	0	0	0	0	0	0	0	0
Non-Capital	101	101	0	0	0	0	0	0	0
Subtotal FY18			\$1,942	\$0	\$0	\$0	\$0	\$0	\$0
Total	\$4,475	\$2,533	\$1,942	\$0	\$0	\$0	\$0	\$0	\$0

PROJECT TITLE:
PUBLIC SAFETY OPERATIONS COMPLEX
CIE REQUIREMENTS: N
LEVEL OF SERVICE IMPACT: N/A

PROJECT NUMBER: C77793000

PROGRAM: GOVERNMENT FACILITIES

PROJECT DESCRIPTION:

The project includes the design and construction of a new public safety complex which will consolidate various functions such as Fire Rescue Headquarters (including warehouse, fleet unit and outside training), Emergency Operations, Emergency Dispatch, Information Technology Center and other compatible uses as the budget allows. The facility will include an approximately 50,000 square foot core building and a 16,000 square foot warehouse together with associated site development and would be constructed on County-owned land on Columbus Drive Extension.

OPERATING COST IMPACT:

Annual operating costs totaling \$938,000 are included in various departmental operating budgets starting in FY 17.

PROJECT COMPLETION DATE: Post Construction

Neighborhood Community Area:



PROJECT TITLE:
REDEVELOPMENT PROJECT
CIE REQUIREMENTS: N
LEVEL OF SERVICE IMPACT: N/A

PROJECT NUMBER: C77816000

PROGRAM: GOVERNMENT FACILITIES

PROJECT DESCRIPTION:

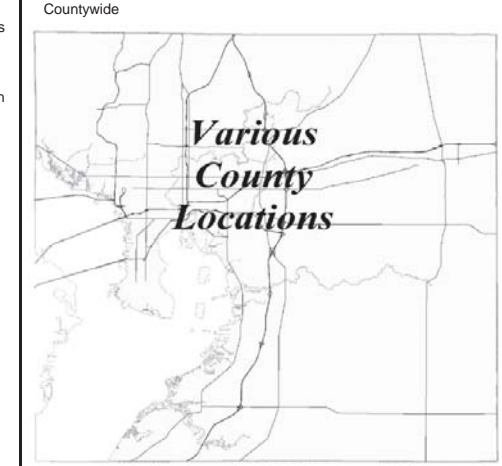
Consistent with directives from the BOCC, the Redevelopment Project provides a strategic approach to revitalizing distressed, commercial areas of the unincorporated county through the identification of transformative projects and the engagement with private sector property owners and developers looking to deploy private capital in the revitalization of land and/or buildings. This project will result in job creation, greater tax base in the affected area and greater community prosperity.

OPERATING COST IMPACT:

There will be no operating cost impact to the County.

PROJECT COMPLETION DATE: TBD

Neighborhood Community Area:



Sources of Funds (in \$000s):	Total		FY 18	FY 19	FY 20	FY 21	FY 22	FY 23	Future
	Estimated Sources	Prior Revenues							
Community Invest. Tax I	\$0	\$0	\$0	\$0	\$0	\$0	\$0	\$0	\$0
Community Invest. Tax II	0	0	0	0	0	0	0	0	0
Community Invest. Tax III	0	0	0	0	0	0	0	0	0
Financing	30,540	29,278	1,261	0	0	0	0	0	0
General Revenues	1,215	1,215	0	0	0	0	0	0	0
General Revenues-R3M	0	0	0	0	0	0	0	0	0
Grants & County Match	0	0	0	0	0	0	0	0	0
Library Fund	0	0	0	0	0	0	0	0	0
Other	2,700	2,700	0	0	0	0	0	0	0
Undetermined	0	0	0	0	0	0	0	0	0
Subtotal FY18			\$1,261	\$0	\$0	\$0	\$0	\$0	\$0
Total	\$34,455	\$33,193	\$1,261	\$0	\$0	\$0	\$0	\$0	\$0

Uses of Funds (in \$000s):	Total		FY 18	FY 19	FY 20	FY 21	FY 22	FY 23	Future
	Estimated Cost	Prior Expenses							
Administration	\$196	\$96	\$100	\$0	\$0	\$0	\$0	\$0	\$0
Construction	31,718	30,606	1,111	0	0	0	0	0	0
Design	1,051	1,051	0	0	0	0	0	0	0
Development	0	0	0	0	0	0	0	0	0
Equipment	1,490	1,440	50	0	0	0	0	0	0
Land/ROW	0	0	0	0	0	0	0	0	0
Non-Capital	0	0	0	0	0	0	0	0	0
Subtotal FY18			\$1,261	\$0	\$0	\$0	\$0	\$0	\$0
Total	\$34,455	\$33,193	\$1,261	\$0	\$0	\$0	\$0	\$0	\$0

Sources of Funds (in \$000s):	Total		FY 18	FY 19	FY 20	FY 21	FY 22	FY 23	Future
	Estimated Sources	Prior Revenues							
Community Invest. Tax I	\$0	\$0	\$0	\$0	\$0	\$0	\$0	\$0	\$0
Community Invest. Tax II	0	0	0	0	0	0	0	0	0
Community Invest. Tax III	0	0	0	0	0	0	0	0	0
Financing	1,845	0	1,845	0	0	0	0	0	0
General Revenues	0	0	0	0	0	0	0	0	0
General Revenues-R3M	0	0	0	0	0	0	0	0	0
Grants & County Match	0	0	0	0	0	0	0	0	0
Library Fund	0	0	0	0	0	0	0	0	0
Other	0	0	0	0	0	0	0	0	0
Undetermined	0	0	0	0	0	0	0	0	0
Subtotal FY18			\$1,845	\$0	\$0	\$0	\$0	\$0	\$0
Total	\$1,845	\$0	\$1,845	\$0	\$0	\$0	\$0	\$0	\$0

Uses of Funds (in \$000s):	Total		FY 18	FY 19	FY 20	FY 21	FY 22	FY 23	Future
	Estimated Cost	Prior Expenses							
Administration	\$0	\$0	\$0	\$0	\$0	\$0	\$0	\$0	\$0
Construction	0	0	0	0	0	0	0	0	0
Design	0	0	0	0	0	0	0	0	0
Development	0	0	0	0	0	0	0	0	0
Equipment	0	0	0	0	0	0	0	0	0
Land/ROW	0	0	0	0	0	0	0	0	0
Non-Capital	1,845	0	1,845	0	0	0	0	0	0
Subtotal FY18			\$1,845	\$0	\$0	\$0	\$0	\$0	\$0
Total	\$1,845	\$0	\$1,845	\$0	\$0	\$0	\$0	\$0	\$0

PROJECT TITLE:
SOUTH COUNTY WORKFORCE CENTER
CIE REQUIREMENTS: N
LEVEL OF SERVICE IMPACT: N/A

PROJECT NUMBER: C77830000

PROGRAM: GOVERNMENT FACILITIES

PROJECT DESCRIPTION:
South County Workforce Center

Neighborhood Community Area:
TBD



OPERATING COST IMPACT:
There will be no operating cost impact to the County.

PROJECT COMPLETION DATE: TBD

Sources of Funds (in \$000s):	Total		FY 18	FY 19	FY 20	FY 21	FY 22	FY 23	Future
	Estimated Sources	Prior Revenues							
Community Invest. Tax I	\$0	\$0	\$0	\$0	\$0	\$0	\$0	\$0	\$0
Community Invest. Tax II	0	0	0	0	0	0	0	0	0
Community Invest. Tax III	0	0	0	0	0	0	0	0	0
Financing	0	0	0	0	0	0	0	0	0
General Revenues	0	0	0	0	0	0	0	0	0
General Revenues-R3M	0	0	0	0	0	0	0	0	0
Grants & County Match	0	0	0	0	0	0	0	0	0
Library Fund	0	0	0	0	0	0	0	0	0
Other	0	0	0	0	0	0	0	0	0
Undetermined	3,000	0	0	0	0	0	0	0	3,000
Subtotal FY18			\$0	\$0	\$0	\$0	\$0	\$0	\$0
Total	\$3,000	\$0	\$0	\$0	\$0	\$0	\$0	\$0	\$3,000

Uses of Funds (in \$000s):	Total		FY 18	FY 19	FY 20	FY 21	FY 22	FY 23	Future
	Estimated Cost	Prior Expenses							
Administration	\$0	\$0	\$0	\$0	\$0	\$0	\$0	\$0	\$0
Construction	3,000	0	0	0	0	0	0	0	3,000
Design	0	0	0	0	0	0	0	0	0
Development	0	0	0	0	0	0	0	0	0
Equipment	0	0	0	0	0	0	0	0	0
Land/ROW	0	0	0	0	0	0	0	0	0
Non-Capital	0	0	0	0	0	0	0	0	0
Subtotal FY18			\$0	\$0	\$0	\$0	\$0	\$0	\$0
Total	\$3,000	\$0	\$0	\$0	\$0	\$0	\$0	\$0	\$3,000

PROJECT TITLE:
SOUTH SHORE SERVICE CENTER CHILLER REPLACEMENT (R3M)
CIE REQUIREMENTS: N
LEVEL OF SERVICE IMPACT: N/A

PROJECT NUMBER: C77825000

PROGRAM: GOVERNMENT FACILITIES

PROJECT DESCRIPTION:
Project is for performing needed replacement of the South Shore Service Center HVAC chiller that has reached it's useful life expectancy.

Neighborhood Community Area:
Ruskin



OPERATING COST IMPACT:
No significant change in operating cost is anticipated.

PROJECT COMPLETION DATE: Sep 2018

C77825000

Sources of Funds (in \$000s):	Total		FY 18	FY 19	FY 20	FY 21	FY 22	FY 23	Future
	Estimated Sources	Prior Revenues							
Community Invest. Tax I	\$0	\$0	\$0	\$0	\$0	\$0	\$0	\$0	\$0
Community Invest. Tax II	0	0	0	0	0	0	0	0	0
Community Invest. Tax III	0	0	0	0	0	0	0	0	0
Financing	0	0	0	0	0	0	0	0	0
General Revenues	0	0	0	0	0	0	0	0	0
General Revenues-R3M	300	0	0	0	0	0	0	0	0
Grants & County Match	0	0	0	0	0	0	0	0	0
Library Fund	0	0	0	0	0	0	0	0	0
Other	0	0	0	0	0	0	0	0	0
Undetermined	0	0	0	0	0	0	0	0	0
Subtotal FY18			\$0	\$0	\$0	\$0	\$0	\$0	\$0
Total	\$300	\$0	\$300	\$0	\$0	\$0	\$0	\$0	\$0

Uses of Funds (in \$000s):	Total		FY 18	FY 19	FY 20	FY 21	FY 22	FY 23	Future
	Estimated Cost	Prior Expenses							
Administration	\$0	\$0	\$0	\$0	\$0	\$0	\$0	\$0	\$0
Construction	0	0	0	0	0	0	0	0	0
Design	0	0	0	0	0	0	0	0	0
Development	0	0	0	0	0	0	0	0	0
Equipment	0	0	0	0	0	0	0	0	0
Land/ROW	0	0	0	0	0	0	0	0	0
Non-Capital	0	0	0	0	0	0	0	0	0
Subtotal FY18			\$0	\$0	\$0	\$0	\$0	\$0	\$0
Total	\$300	\$0	\$300	\$0	\$0	\$0	\$0	\$0	\$0

PROJECT TITLE:
TOWN N COUNTRY SERVICE CENTER
CIE REQUIREMENTS: N
LEVEL OF SERVICE IMPACT: N/A

PROJECT NUMBER: C77814000

PROGRAM: GOVERNMENT FACILITIES

PROJECT DESCRIPTION:

This project is for the purpose of providing a new social service center in the northwest (Town 'N Country) area of Hillsborough County.

Neighborhood Community Area:

Town and Country



OPERATING COST IMPACT:

To be determined.

PROJECT COMPLETION DATE: TBD

Sources of Funds (in \$000s):	Total		FY 18	FY 19	FY 20	FY 21	FY 22	FY 23	Future
	Estimated Sources	Prior Revenues							
Community Invest. Tax I	\$0	\$0	\$0	\$0	\$0	\$0	\$0	\$0	\$0
Community Invest. Tax II	0	0	0	0	0	0	0	0	0
Community Invest. Tax III	0	0	0	0	0	0	0	0	0
Financing	4,500	0	4,500	0	0	0	0	0	0
General Revenues	50	0	50	0	0	0	0	0	0
General Revenues-R3M	0	0	0	0	0	0	0	0	0
Grants & County Match	0	0	0	0	0	0	0	0	0
Library Fund	0	0	0	0	0	0	0	0	0
Other	0	0	0	0	0	0	0	0	0
Undetermined	0	0	0	0	0	0	0	0	0
Subtotal FY18			\$4,550	\$0	\$0	\$0	\$0	\$0	\$0
Total	\$4,550	\$0	\$4,550	\$0	\$0	\$0	\$0	\$0	\$0

Uses of Funds (in \$000s):	Total		FY 18	FY 19	FY 20	FY 21	FY 22	FY 23	Future
	Estimated Cost	Prior Expenses							
Administration	\$40	\$0	\$40	\$0	\$0	\$0	\$0	\$0	\$0
Construction	3,690	0	3,690	0	0	0	0	0	0
Design	300	0	300	0	0	0	0	0	0
Development	20	0	20	0	0	0	0	0	0
Equipment	500	0	500	0	0	0	0	0	0
Land/ROW	0	0	0	0	0	0	0	0	0
Non-Capital	0	0	0	0	0	0	0	0	0
Subtotal FY18			\$4,550	\$0	\$0	\$0	\$0	\$0	\$0
Total	\$4,550	\$0	\$4,550	\$0	\$0	\$0	\$0	\$0	\$0

PROJECT TITLE:
TRAFFIC MANAGEMENT CENTER
CIE REQUIREMENTS: Y
LEVEL OF SERVICE IMPACT: E,F

PROJECT NUMBER: C69107000

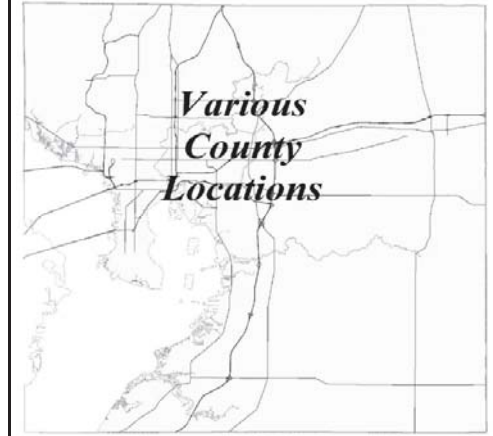
PROGRAM: GOVERNMENT FACILITIES

PROJECT DESCRIPTION:

Upgrade existing traffic signal control room on the 23rd floor of County Center and construction of a new Traffic Management Center control room at the Brandon Service Operations Center located on Falkenberg Road.

Neighborhood Community Area:

Brandon



OPERATING COST IMPACT:

No significant change in operating cost is anticipated.

PROJECT COMPLETION DATE: TBD

Sources of Funds (in \$000s):	Total		FY 18	FY 19	FY 20	FY 21	FY 22	FY 23	Future
	Estimated Sources	Prior Revenues							
Community Invest. Tax I	\$0	\$0	\$0	\$0	\$0	\$0	\$0	\$0	\$0
Community Invest. Tax II	7,500	5,217	2,283	0	0	0	0	0	0
Community Invest. Tax III	0	0	0	0	0	0	0	0	0
Financing	0	0	0	0	0	0	0	0	0
General Revenues	0	0	0	0	0	0	0	0	0
General Revenues-R3M	0	0	0	0	0	0	0	0	0
Grants & County Match	0	0	0	0	0	0	0	0	0
Library Fund	0	0	0	0	0	0	0	0	0
Other	0	0	0	0	0	0	0	0	0
Undetermined	0	0	0	0	0	0	0	0	0
Subtotal FY18			\$2,283	\$0	\$0	\$0	\$0	\$0	\$0
Total	\$7,500	\$5,217	\$2,283	\$0	\$0	\$0	\$0	\$0	\$0

Uses of Funds (in \$000s):	Total		FY 18	FY 19	FY 20	FY 21	FY 22	FY 23	Future
	Estimated Cost	Prior Expenses							
Administration	\$0	\$0	\$0	\$0	\$0	\$0	\$0	\$0	\$0
Construction	2,375	560	1,814	0	0	0	0	0	0
Design	1,577	1,577	0	0	0	0	0	0	0
Development	343	343	0	0	0	0	0	0	0
Equipment	565	565	0	0	0	0	0	0	0
Land/ROW	2,607	2,138	469	0	0	0	0	0	0
Non-Capital	33	33	0	0	0	0	0	0	0
Subtotal FY18			\$2,283	\$0	\$0	\$0	\$0	\$0	\$0
Total	\$7,500	\$5,217	\$2,283	\$0	\$0	\$0	\$0	\$0	\$0

PROJECT TITLE:
UNINCORPORATED R3M PROGRAM
CIE REQUIREMENTS: N
LEVEL OF SERVICE IMPACT: N/A

PROJECT NUMBER: CM1300000

PROGRAM: GOVERNMENT FACILITIES

PROJECT DESCRIPTION:

The main purpose of the R3M Program is asset preservation. The program includes the Repair, Renovation, Replacement and Maintenance of existing systems at County owned buildings and facilities to maintain a consistent service level over the life of the asset and to maximize the useful life of the asset.

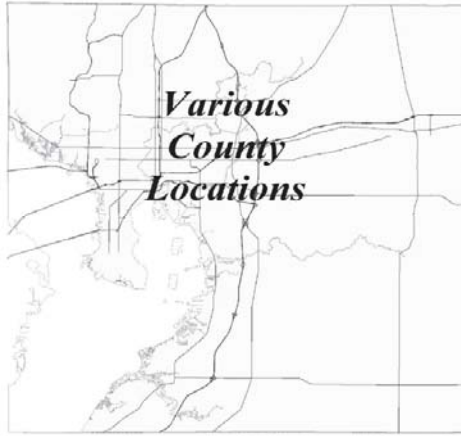
OPERATING COST IMPACT:

No significant change in operating cost is anticipated.

PROJECT COMPLETION DATE: Ongoing

Neighborhood Community Area:

Countywide



Sources of Funds (in \$000s):	Total		FY 18	FY 19	FY 20	FY 21	FY 22	FY 23	Future
	Estimated Sources	Prior Revenues							
Community Invest. Tax I	\$0	\$0	\$0	\$0	\$0	\$0	\$0	\$0	\$0
Community Invest. Tax II	0	0	0	0	0	0	0	0	0
Community Invest. Tax III	0	0	0	0	0	0	0	0	0
Financing	0	0	0	0	0	0	0	0	0
General Revenues	0	0	0	0	0	0	0	0	0
General Revenues-R3M	10,691	2,166	2,853	3,455	0	0	0	0	0
Grants & County Match	0	0	0	0	0	0	0	0	0
Library Fund	0	0	0	0	0	0	0	0	0
Other	0	0	0	0	0	0	0	0	0
Undetermined	0	0	0	0	0	0	0	0	0
Subtotal FY18			\$2,853						
Total	\$10,691	\$2,166	\$5,069	\$3,455	\$0	\$0	\$0	\$0	\$0

Uses of Funds (in \$000s):	Total		FY 18	FY 19	FY 20	FY 21	FY 22	FY 23	Future
	Estimated Cost	Prior Expenses							
Administration	\$0	\$0	\$0	\$0	\$0	\$0	\$0	\$0	\$0
Construction	0	0	0	0	0	0	0	0	0
Design	0	0	0	0	0	0	0	0	0
Development	0	0	0	0	0	0	0	0	0
Equipment	0	0	0	0	0	0	0	0	0
Land/ROW	0	0	0	0	0	0	0	0	0
Non-Capital	10,691	2,166	2,853	3,455	0	0	0	0	0
Subtotal FY18			\$2,853						
Total	\$10,691	\$2,166	\$5,069	\$3,455	\$0	\$0	\$0	\$0	\$0

PROJECT TITLE:
WEST TAMPA COMMUNITY RESOURCE CENTER
CIE REQUIREMENTS: N
LEVEL OF SERVICE IMPACT: N/A

PROJECT NUMBER: C77806000

PROGRAM: GOVERNMENT FACILITIES

PROJECT DESCRIPTION:

This project is for the purpose of replacing the existing West Tampa Neighborhood Service Center located at 2103 N. Rome Avenue within the City of Tampa. The existing facility is under contract for sale to the Tampa Housing Authority. The building program will be evaluated in conjunction with the impact of the proposed West River Development.

OPERATING COST IMPACT:

No significant change in operating cost is anticipated.

PROJECT COMPLETION DATE: TBD

Neighborhood Community Area:

City of Tampa



Sources of Funds (in \$000s):	Total		FY 18	FY 19	FY 20	FY 21	FY 22	FY 23	Future
	Estimated Sources	Prior Revenues							
Community Invest. Tax I	\$0	\$0	\$0	\$0	\$0	\$0	\$0	\$0	\$0
Community Invest. Tax II	0	0	0	0	0	0	0	0	0
Community Invest. Tax III	0	0	0	0	0	0	0	0	0
Financing	0	0	0	0	0	0	0	0	0
General Revenues	2,000	0	2,000	0	0	0	0	0	0
General Revenues-R3M	0	0	0	0	0	0	0	0	0
Grants & County Match	0	0	0	0	0	0	0	0	0
Library Fund	0	0	0	0	0	0	0	0	0
Other	0	0	0	0	0	0	0	0	0
Undetermined	0	0	0	0	0	0	0	0	0
Subtotal FY18			\$2,000						
Total	\$2,000	\$0	\$2,000	\$0	\$0	\$0	\$0	\$0	\$0

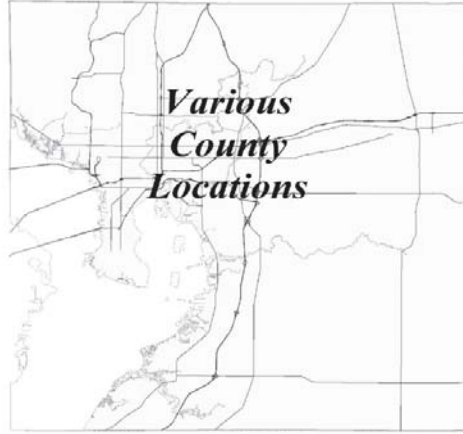
Uses of Funds (in \$000s):	Total		FY 18	FY 19	FY 20	FY 21	FY 22	FY 23	Future
	Estimated Cost	Prior Expenses							
Administration	\$50	\$0	\$50	\$0	\$0	\$0	\$0	\$0	\$0
Construction	1,500	0	1,500	0	0	0	0	0	0
Design	300	0	300	0	0	0	0	0	0
Development	0	0	0	0	0	0	0	0	0
Equipment	150	0	150	0	0	0	0	0	0
Land/ROW	0	0	0	0	0	0	0	0	0
Non-Capital	0	0	0	0	0	0	0	0	0
Subtotal FY18			\$2,000						
Total	\$2,000	\$0	\$2,000	\$0	\$0	\$0	\$0	\$0	\$0

PROJECT TITLE:
 YBOR HISTORICAL BUILDINGS PRESERVATION
 CIE REQUIREMENTS: N
 LEVEL OF SERVICE IMPACT: N/A

PROJECT NUMBER: C77795000
 PROGRAM: GOVERNMENT FACILITIES

PROJECT DESCRIPTION:
 This project was approved by the Board of County Commissioners to provide funding for Ybor City historical structure preservation. Funding requests will be subject to review and approval by the Board.

Neighborhood Community Area:
 Various



OPERATING COST IMPACT:
 There will be no operating cost impact to the County.

PROJECT COMPLETION DATE: Ongoing

Sources of Funds (in \$000s):	Total		FY 18		FY 19	FY 20	FY 21	FY 22	FY 23	Future
	Estimated Sources	Prior Revenues	Carryforward	Additional						
Community Invest. Tax I	\$0	\$0	\$0	\$0	\$0	\$0	\$0	\$0	\$0	\$0
Community Invest. Tax II	0	0	0	0	0	0	0	0	0	0
Community Invest. Tax III	0	0	0	0	0	0	0	0	0	0
Financing	0	0	0	0	0	0	0	0	0	0
General Revenues	2,000	1,379	621	0	0	0	0	0	0	0
General Revenues-R3M	0	0	0	0	0	0	0	0	0	0
Grants & County Match	0	0	0	0	0	0	0	0	0	0
Library Fund	0	0	0	0	0	0	0	0	0	0
Other	0	0	0	0	0	0	0	0	0	0
Undetermined	0	0	0	0	0	0	0	0	0	0
Subtotal FY18			\$621	\$0						
Total	\$2,000	\$1,379	\$621	\$0	\$0	\$0	\$0	\$0	\$0	\$0

Uses of Funds (in \$000s):	Total		FY 18		FY 19	FY 20	FY 21	FY 22	FY 23	Future
	Estimated Cost	Prior Expenses	Carryforward	Additional						
Administration	\$0	\$0	\$0	\$0	\$0	\$0	\$0	\$0	\$0	\$0
Construction	0	0	0	0	0	0	0	0	0	0
Design	0	0	0	0	0	0	0	0	0	0
Development	0	0	0	0	0	0	0	0	0	0
Equipment	0	0	0	0	0	0	0	0	0	0
Land/ROW	0	0	0	0	0	0	0	0	0	0
Non-Capital	2,000	1,379	621	0	0	0	0	0	0	0
Subtotal FY18			\$621	\$0						
Total	\$2,000	\$1,379	\$621	\$0	\$0	\$0	\$0	\$0	\$0	\$0



Library Services Program



Hillsborough
County Florida

For more information, contact the Management & Budget department
(813) 272-5890 • HCFLGov.net/Budget

LIBRARY SERVICES PROGRAM
SOURCES AND USES OF FUNDS SUMMARY
(in thousands)

<u>Sources of Funds:</u>	TOTAL	PRIOR	FY 18		FY 19	FY 20	FY 21	FY 22	FY 23	FUTURE
	<u>ESTIMATE</u>	<u>REVENUES</u>	<u>Carryforward</u>	<u>Additional</u>						
Community Invest. Tax III	\$2,000	\$2,000	\$0	\$0	\$0	\$0	\$0	\$0	\$0	\$0
Grants & County Match	1,000	0	1,000	0	0	0	0	0	0	0
Library Fund	36,186	8,964	20,226	3,811	3,185	0	0	0	0	0
Subtotal FY18			\$21,226	\$3,811						
Total	\$39,186	\$10,964	\$25,037		\$3,185	\$0	\$0	\$0	\$0	\$0

<u>Uses of Funds:</u>	TOTAL	PRIOR	FY 18		FY 19	FY 20	FY 21	FY 22	FY 23	FUTURE
	<u>ESTIMATE</u>	<u>EXPENSES</u>	<u>Carryforward</u>	<u>Additional</u>						
Administration	\$277	\$117	\$110	\$50	\$0	\$0	\$0	\$0	\$0	\$0
Construction	23,749	3,732	14,338	2,958	2,720	0	0	0	0	0
Design	1,755	828	665	262	0	0	0	0	0	0
Development	134	114	20	0	0	0	0	0	0	0
Equipment	4,500	1,005	3,295	200	0	0	0	0	0	0
Land/ROW	2,207	534	1,673	0	0	0	0	0	0	0
Non-Capital	6,565	4,634	1,125	341	465	0	0	0	0	0
Subtotal FY18			\$21,226	\$3,811						
Total	\$39,186	\$10,964	\$25,037		\$3,185	\$0	\$0	\$0	\$0	\$0

LIBRARY SERVICES PROGRAM
COMPLETED AND CANCELED PROJECTS - FY 17

<u>PROJECT NUMBER</u>	<u>PROJECT TITLE</u>	<u>ACTUAL/PROJECTED COMPLETION DATE ⁽¹⁾</u>
<u>COMPLETED PROJECTS</u>		
C76020000	Renovation of Historic Free Library for Library Administration	Oct 2016

(1) - Includes projects anticipated to be substantially completed by 9/30/17.

**LIBRARY SERVICES PROGRAM
PROJECTS SUMMARY SCHEDULE
(in thousands)**

PROJECT NUMBER	PROJECT TITLE	TOTAL ESTIMATED COST	PRIOR EXPENSES	FY 18		FY 19	FY 20	FY 21	FY 22	FY 23	FUTURE	PROJECT COMPLETION DATE
				Carryforward	Additional							
C76017000	C. Blythe Andrews, Jr. Library Expansion / Replacement	\$7,750	\$398	\$7,102	\$250	\$0	\$0	\$0	\$0	\$0	\$0	Dec 2018
C76026000*	Jan Platt Library Interior Renovations	620	0	0	620	0	0	0	0	0	0	Dec 2019
C76001000	John Germany (Main Library) Various Improvements & Planning Study	5,456	2,770	186	2,500	0	0	0	0	0	0	Ongoing
C76018000	Land Acquisition For Future Library Projects	1,884	211	1,673	0	0	0	0	0	0	0	Ongoing
CM1400000	Library R3M Program	1,806	750	550	41	465	0	0	0	0	0	Ongoing
C76021000	New Tampa Regional Library Improvements	675	31	494	150	0	0	0	0	0	0	Jun 2018
C76019000	RFID System Replacement	1,450	1,005	795	(350)	0	0	0	0	0	0	Jun 2018
C76016000	Riverview Library Expansion / Replacement	9,720	84	6,916	0	2,720	0	0	0	0	0	TBD
C76022000*	South Shore Library Chillers Replacement (R3M)	300	0	0	300	0	0	0	0	0	0	Sep 2018
C70080000	University Area Partnership Library	9,325	5,715	3,510	100	0	0	0	0	0	0	Dec 2017
C76023000*	West Tampa Library HVAC Replacement (R3M)	200	0	0	200	0	0	0	0	0	0	Sep 2018
Subtotal FY 18				\$21,226	\$3,811							
Total Library Services Program		\$39,186	\$10,964	\$25,037		\$3,185	\$0	\$0	\$0	\$0	\$0	

TOTAL FY 18 - FY 23 = \$28,223

* New Project TBD - To be Determined

Note: Some projects have "Post Construction" in the Project Completion Date column. These projects have finished their primary construction phases and may have been placed in use; nevertheless, these projects still have unspent balances that are earmarked for post-construction project costs.

PROJECT TITLE:
C. BLYTHE ANDREWS, JR. LIBRARY EXPANSION / REPLACEMENT
CIE REQUIREMENTS: N
LEVEL OF SERVICE IMPACT: N/A

PROJECT NUMBER: C76017000
PROGRAM: LIBRARIES

PROJECT DESCRIPTION:

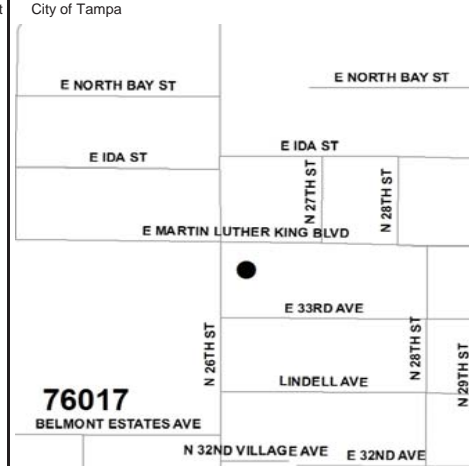
Design and construct a new approximately 25,000 square foot replacement library for the C. Blythe Andrews, Jr. Library on its former site located at 2607 East Dr. Martin Luther King, Jr. Boulevard. The programs and services offered by the library will be determined with citizen input.

OPERATING COST IMPACT:

Annual operating cost impact is estimated at \$704,000. A total of 15 new FTE positions are anticipated.

PROJECT COMPLETION DATE: Dec 2018

Neighborhood Community Area:



Sources of Funds (in \$000s):	Total		FY 18	FY 19	FY 20	FY 21	FY 22	FY 23	Future
	Estimated Sources	Prior Revenues							
Community Invest. Tax III	\$0	\$0	\$0	\$0	\$0	\$0	\$0	\$0	\$0
Grants & County Match	500	0	500	0	0	0	0	0	0
Library Fund	7,250	398	6,602	250	0	0	0	0	0
Other	0	0	0	0	0	0	0	0	0
Undetermined	0	0	0	0	0	0	0	0	0
Subtotal FY18			\$7,102	\$250					
Total	\$7,750	\$398	\$7,352	\$0	\$0	\$0	\$0	\$0	\$0

Uses of Funds (in \$000s):	Total		FY 18	FY 19	FY 20	FY 21	FY 22	FY 23	Future
	Estimated Cost	Prior Expenses							
Administration	\$52	\$12	\$40	\$0	\$0	\$0	\$0	\$0	\$0
Construction	5,863	2	5,862	0	0	0	0	0	0
Design	584	384	200	0	0	0	0	0	0
Development	0	0	0	0	0	0	0	0	0
Equipment	1,250	0	1,000	250	0	0	0	0	0
Land/ROW	0	0	0	0	0	0	0	0	0
Non-Capital	0	0	0	0	0	0	0	0	0
Subtotal FY18			\$7,102	\$250					
Total	\$7,750	\$398	\$7,352	\$0	\$0	\$0	\$0	\$0	\$0

PROJECT TITLE:
JAN PLATT LIBRARY INTERIOR RENOVATIONS
CIE REQUIREMENTS: N
LEVEL OF SERVICE IMPACT: N/A

PROJECT NUMBER: C76026000
PROGRAM: LIBRARIES

PROJECT DESCRIPTION:

This project will modify interior spaces to create an enclosed children's library, various multi-purpose rooms, and replacement of carpeting and moveable partition wall in Witt Community Room.

OPERATING COST IMPACT:

No significant change in operating cost is anticipated.

PROJECT COMPLETION DATE: Dec 2019

Neighborhood Community Area:



Sources of Funds (in \$000s):	Total		FY 18	FY 19	FY 20	FY 21	FY 22	FY 23	Future
	Estimated Sources	Prior Revenues							
Community Invest. Tax III	\$0	\$0	\$0	\$0	\$0	\$0	\$0	\$0	\$0
Grants & County Match	0	0	0	0	0	0	0	0	0
Library Fund	620	0	620	0	0	0	0	0	0
Other	0	0	0	0	0	0	0	0	0
Undetermined	0	0	0	0	0	0	0	0	0
Subtotal FY18			\$0	\$620					
Total	\$620	\$0	\$620	\$0	\$0	\$0	\$0	\$0	\$0

Uses of Funds (in \$000s):	Total		FY 18	FY 19	FY 20	FY 21	FY 22	FY 23	Future
	Estimated Cost	Prior Expenses							
Administration	\$20	\$0	\$0	\$0	\$0	\$0	\$0	\$0	\$0
Construction	538	0	0	538	0	0	0	0	0
Design	62	0	0	62	0	0	0	0	0
Development	0	0	0	0	0	0	0	0	0
Equipment	0	0	0	0	0	0	0	0	0
Land/ROW	0	0	0	0	0	0	0	0	0
Non-Capital	0	0	0	0	0	0	0	0	0
Subtotal FY18			\$0	\$620					
Total	\$620	\$0	\$620	\$0	\$0	\$0	\$0	\$0	\$0

PROJECT TITLE: JOHN GERMANY (MAIN LIBRARY) VARIOUS IMPROVEMENTS AND PLANNING STUDY
 CIE REQUIREMENTS: N
 LEVEL OF SERVICE IMPACT: N/A

PROJECT NUMBER: C76001000
 PROGRAM: LIBRARIES

PROJECT DESCRIPTION:
 Replace existing east and west building roof at the John Germany Library (Main Library). Re-seal and re-caulk the exterior pre-cast concrete walls and associated work including replacement of acoustical ceilings, light fixtures and the roof drain piping system. Reseal exterior deck and auditorium. Perform planning studies for building utilization / needs assessment. Upgrade HVAC equipment. Perform various renovations to the building and site to meet programmatic needs.

OPERATING COST IMPACT:
 No significant change in operating cost is anticipated.

PROJECT COMPLETION DATE: Ongoing

Neighborhood Community Area:



Sources of Funds (in \$000s):	Total		FY 18		FY 19	FY 20	FY 21	FY 22	FY 23	Future
	Estimated Sources	Prior Revenues	Carryforward	Additional						
Community Invest. Tax III	\$0	\$0	\$0	\$0	\$0	\$0	\$0	\$0	\$0	\$0
Grants & County Match	0	0	0	0	0	0	0	0	0	0
Library Fund	5,456	2,770	186	2,500	0	0	0	0	0	0
Other	0	0	0	0	0	0	0	0	0	0
Undetermined	0	0	0	0	0	0	0	0	0	0
Subtotal FY18			\$186	\$2,500						
Total	\$5,456	\$2,770	\$2,686		\$0	\$0	\$0	\$0	\$0	\$0

Uses of Funds (in \$000s):	Total		FY 18		FY 19	FY 20	FY 21	FY 22	FY 23	Future
	Estimated Cost	Prior Expenses	Carryforward	Additional						
Administration	\$113	\$83	\$0	\$30	\$0	\$0	\$0	\$0	\$0	\$0
Construction	4,917	2,461	186	2,270	0	0	0	0	0	0
Design	361	161	0	200	0	0	0	0	0	0
Development	65	65	0	0	0	0	0	0	0	0
Equipment	0	0	0	0	0	0	0	0	0	0
Land/ROW	0	0	0	0	0	0	0	0	0	0
Non-Capital	0	0	0	0	0	0	0	0	0	0
Subtotal FY18			\$186	\$2,500						
Total	\$5,456	\$2,770	\$2,686		\$0	\$0	\$0	\$0	\$0	\$0

PROJECT TITLE: LAND ACQUISITION FOR FUTURE LIBRARY PROJECTS
 CIE REQUIREMENTS: N
 LEVEL OF SERVICE IMPACT: N/A

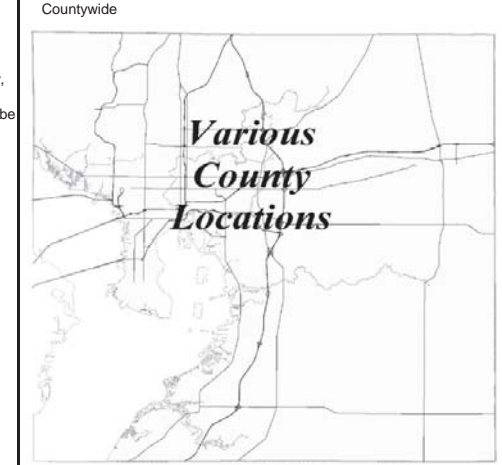
PROJECT NUMBER: C76018000
 PROGRAM: LIBRARIES

PROJECT DESCRIPTION:
 Land acquisition for future libraries and library expansions identified and prioritized in the Library Master Plan and any other costs associated with the acquisition of land, such as site investigation, conceptual drawings, surveys, etc. Includes sites for C. Blythe Andrews Library expansion, Carrollwood Area Library, Fishhawk Area Library, Wimauma Area Library, Robert W. Saunders Sr. Library, Riverview Library and for additional parking at Fendig Library. If funding allows, land for additional sites may be acquired per priority.

OPERATING COST IMPACT:
 No significant change in operating cost is anticipated.

PROJECT COMPLETION DATE: Ongoing

Neighborhood Community Area:



Sources of Funds (in \$000s):	Total		FY 18		FY 19	FY 20	FY 21	FY 22	FY 23	Future
	Estimated Sources	Prior Revenues	Carryforward	Additional						
Community Invest. Tax III	\$0	\$0	\$0	\$0	\$0	\$0	\$0	\$0	\$0	\$0
Grants & County Match	0	0	0	0	0	0	0	0	0	0
Library Fund	1,884	211	1,673	0	0	0	0	0	0	0
Other	0	0	0	0	0	0	0	0	0	0
Undetermined	0	0	0	0	0	0	0	0	0	0
Subtotal FY18			\$1,673	\$0						
Total	\$1,884	\$211	\$1,673	\$0	\$0	\$0	\$0	\$0	\$0	\$0

Uses of Funds (in \$000s):	Total		FY 18		FY 19	FY 20	FY 21	FY 22	FY 23	Future
	Estimated Cost	Prior Expenses	Carryforward	Additional						
Administration	\$0	\$0	\$0	\$0	\$0	\$0	\$0	\$0	\$0	\$0
Construction	0	0	0	0	0	0	0	0	0	0
Design	0	0	0	0	0	0	0	0	0	0
Development	0	0	0	0	0	0	0	0	0	0
Equipment	0	0	0	0	0	0	0	0	0	0
Land/ROW	1,884	211	1,673	0	0	0	0	0	0	0
Non-Capital	0	0	0	0	0	0	0	0	0	0
Subtotal FY18			\$1,673	\$0						
Total	\$1,884	\$211	\$1,673	\$0	\$0	\$0	\$0	\$0	\$0	\$0

PROJECT TITLE:
LIBRARY R3M PROGRAM
CIE REQUIREMENTS: N
LEVEL OF SERVICE IMPACT: N/A

PROJECT NUMBER: CM1400000

PROGRAM: LIBRARIES

PROJECT DESCRIPTION:

The main purpose of the R3M Program is asset preservation. The program includes the Repair, Renovation, Replacement and Maintenance of existing systems at County owned buildings and facilities to maintain a consistent service level over the life of the asset and to maximize the useful life of the asset.

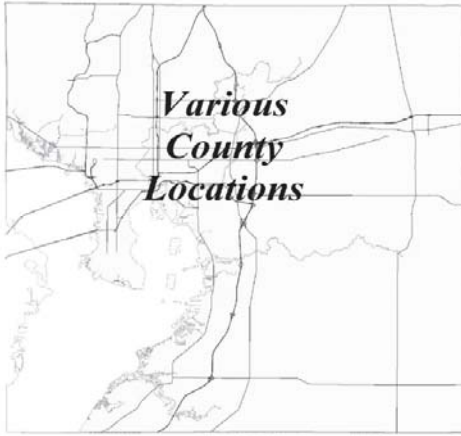
OPERATING COST IMPACT:

No significant change in operating cost is anticipated.

PROJECT COMPLETION DATE: Ongoing

Neighborhood Community Area:

Countywide



Sources of Funds (in \$000s):	Total		FY 18		FY 19	FY 20	FY 21	FY 22	FY 23	Future
	Estimated Sources	Prior Revenues	Carryforward	Additional						
Community Invest. Tax III	\$0	\$0	\$0	\$0	\$0	\$0	\$0	\$0	\$0	\$0
Grants & County Match	0	0	0	0	0	0	0	0	0	0
Library Fund	1,806	750	550	41	465	0	0	0	0	0
Other	0	0	0	0	0	0	0	0	0	0
Undetermined	0	0	0	0	0	0	0	0	0	0
Subtotal FY18			\$550	\$41						
Total	\$1,806	\$750	\$591	\$41	\$465	\$0	\$0	\$0	\$0	\$0

Uses of Funds (in \$000s):	Total		FY 18		FY 19	FY 20	FY 21	FY 22	FY 23	Future
	Estimated Cost	Prior Expenses	Carryforward	Additional						
Administration	\$0	\$0	\$0	\$0	\$0	\$0	\$0	\$0	\$0	\$0
Construction	0	0	0	0	0	0	0	0	0	0
Design	0	0	0	0	0	0	0	0	0	0
Development	0	0	0	0	0	0	0	0	0	0
Equipment	0	0	0	0	0	0	0	0	0	0
Land/ROW	0	0	0	0	0	0	0	0	0	0
Non-Capital	1,806	750	550	41	465	0	0	0	0	0
Subtotal FY18			\$550	\$41						
Total	\$1,806	\$750	\$591	\$41	\$465	\$0	\$0	\$0	\$0	\$0

PROJECT TITLE:
NEW TAMPA REGIONAL LIBRARY IMPROVEMENTS
CIE REQUIREMENTS: N
LEVEL OF SERVICE IMPACT: N/A

PROJECT NUMBER: C76021000

PROGRAM: LIBRARIES

PROJECT DESCRIPTION:

This project includes re-roofing and interior renovations to the existing New Tampa Regional Library located at 10001 Cross Creek Boulevard, Tampa. Interior renovations will create a separate children's area in order to reduce noise levels within the general reading room and to enhance overall program efficiency.

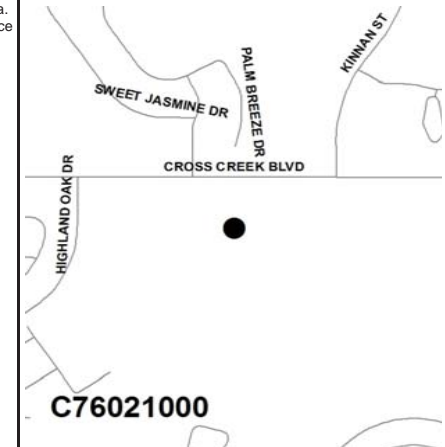
OPERATING COST IMPACT:

No significant change in operating cost is anticipated.

PROJECT COMPLETION DATE: Jun 2018

Neighborhood Community Area:

City of Tampa



Sources of Funds (in \$000s):	Total		FY 18		FY 19	FY 20	FY 21	FY 22	FY 23	Future
	Estimated Sources	Prior Revenues	Carryforward	Additional						
Community Invest. Tax III	\$0	\$0	\$0	\$0	\$0	\$0	\$0	\$0	\$0	\$0
Grants & County Match	0	0	0	0	0	0	0	0	0	0
Library Fund	675	31	494	150	0	0	0	0	0	0
Other	0	0	0	0	0	0	0	0	0	0
Undetermined	0	0	0	0	0	0	0	0	0	0
Subtotal FY18			\$494	\$150						
Total	\$675	\$31	\$644	\$150	\$0	\$0	\$0	\$0	\$0	\$0

Uses of Funds (in \$000s):	Total		FY 18		FY 19	FY 20	FY 21	FY 22	FY 23	Future
	Estimated Cost	Prior Expenses	Carryforward	Additional						
Administration	\$0	\$0	\$0	\$0	\$0	\$0	\$0	\$0	\$0	\$0
Construction	369	0	219	150	0	0	0	0	0	0
Design	31	31	0	0	0	0	0	0	0	0
Development	0	0	0	0	0	0	0	0	0	0
Equipment	0	0	0	0	0	0	0	0	0	0
Land/ROW	0	0	0	0	0	0	0	0	0	0
Non-Capital	275	0	275	0	0	0	0	0	0	0
Subtotal FY18			\$494	\$150						
Total	\$675	\$31	\$644	\$150	\$0	\$0	\$0	\$0	\$0	\$0

PROJECT TITLE:
RFID SYSTEM REPLACEMENT
CIE REQUIREMENTS: N
LEVEL OF SERVICE IMPACT: N/A

PROJECT NUMBER: C76019000

PROGRAM: LIBRARIES

PROJECT DESCRIPTION:

Replace existing proprietary Radio Frequency Identification Security (RFID) technology with non-proprietary equipment throughout the library system. RFID technology is currently installed in each library facility to provide anti-theft security for library books and materials as well as to provide self-checkout by library customers. Self-checkout currently accounts for approximately 95% of all circulation transactions throughout the library system. The vendor of the current RFID system has notified Library Services that support of the proprietary system will cease in FY2015. The new system will conform to non-proprietary ISO Standards. Replacement is necessary in order to maintain security for library books and materials and to maintain self-checkout service for library customers. Existing staffing levels will not support reverting back to staff-provided checkout of over 10,000,000 items annually.

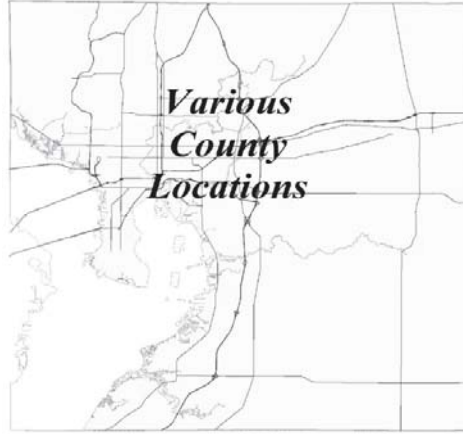
OPERATING COST IMPACT:

No significant change in operating cost is anticipated.

PROJECT COMPLETION DATE: Jun 2018

Neighborhood Community Area:

Countywide



Sources of Funds (in \$000s):	Total		FY 18	FY 19	FY 20	FY 21	FY 22	FY 23	Future
	Estimated Sources	Prior Revenues							
Community Invest. Tax III	\$0	\$0	\$0	\$0	\$0	\$0	\$0	\$0	\$0
Grants & County Match	0	0	0	0	0	0	0	0	0
Library Fund	1,450	1,005	795	(350)	0	0	0	0	0
Other	0	0	0	0	0	0	0	0	0
Undetermined	0	0	0	0	0	0	0	0	0
Subtotal FY18			\$795	(\$350)					
Total	\$1,450	\$1,005	\$445	\$0	\$0	\$0	\$0	\$0	\$0

Uses of Funds (in \$000s):	Total		FY 18	FY 19	FY 20	FY 21	FY 22	FY 23	Future
	Estimated Cost	Prior Expenses							
Administration	\$0	\$0	\$0	\$0	\$0	\$0	\$0	\$0	\$0
Construction	0	0	0	0	0	0	0	0	0
Design	0	0	0	0	0	0	0	0	0
Development	0	0	0	0	0	0	0	0	0
Equipment	1,350	1,005	495	(150)	0	0	0	0	0
Land/ROW	0	0	0	0	0	0	0	0	0
Non-Capital	100	0	300	(200)	0	0	0	0	0
Subtotal FY18			\$795	(\$350)					
Total	\$1,450	\$1,005	\$445	\$0	\$0	\$0	\$0	\$0	\$0

PROJECT TITLE:
RIVERVIEW LIBRARY EXPANSION / REPLACEMENT
CIE REQUIREMENTS: N
LEVEL OF SERVICE IMPACT: N/A

PROJECT NUMBER: C76016000

PROGRAM: LIBRARIES

PROJECT DESCRIPTION:

Design and construct an expansion or replacement library for the existing Riverview Library located at 10509 Riverview Drive. Options for the location and size of the library will be determined with citizen input. The project program and budget will be adjusted as necessary in the future.

OPERATING COST IMPACT:

Annual operating cost impact is estimated at \$620,000. A total of 13 new FTE positions are anticipated.

PROJECT COMPLETION DATE: TBD

Neighborhood Community Area:

Riverview



Sources of Funds (in \$000s):	Total		FY 18	FY 19	FY 20	FY 21	FY 22	FY 23	Future
	Estimated Sources	Prior Revenues							
Community Invest. Tax III	\$0	\$0	\$0	\$0	\$0	\$0	\$0	\$0	\$0
Grants & County Match	0	0	0	0	0	0	0	0	0
Library Fund	9,720	84	6,916	2,720	0	0	0	0	0
Other	0	0	0	0	0	0	0	0	0
Undetermined	0	0	0	0	0	0	0	0	0
Subtotal FY18			\$6,916	\$2,720	\$0	\$0	\$0	\$0	\$0
Total	\$9,720	\$84	\$6,916	\$2,720	\$0	\$0	\$0	\$0	\$0

Uses of Funds (in \$000s):	Total		FY 18	FY 19	FY 20	FY 21	FY 22	FY 23	Future
	Estimated Cost	Prior Expenses							
Administration	\$47	\$7	\$40	\$0	\$0	\$0	\$0	\$0	\$0
Construction	8,112	0	5,391	2,720	0	0	0	0	0
Design	495	30	465	0	0	0	0	0	0
Development	49	29	20	0	0	0	0	0	0
Equipment	1,000	0	1,000	0	0	0	0	0	0
Land/ROW	17	17	0	0	0	0	0	0	0
Non-Capital	0	0	0	0	0	0	0	0	0
Subtotal FY18			\$6,916	\$2,720	\$0	\$0	\$0	\$0	\$0
Total	\$9,720	\$84	\$6,916	\$2,720	\$0	\$0	\$0	\$0	\$0

PROJECT TITLE:
SOUTH SHORE LIBRARY CHILLERS REPLACEMENT (R3M)
CIE REQUIREMENTS: N
LEVEL OF SERVICE IMPACT: N/A

PROJECT NUMBER: C76022000

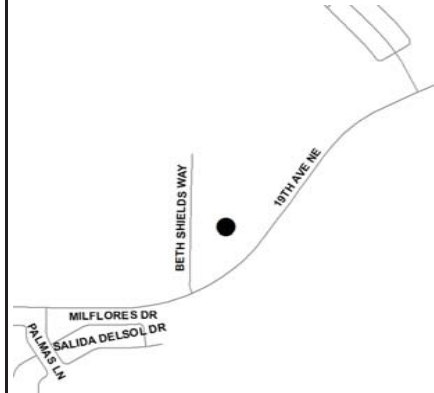
PROGRAM: LIBRARIES

PROJECT DESCRIPTION:

Project is for performing needed replacement of the South Shore Library HVAC chillers that have reached their useful life expectancy.

Neighborhood Community Area:

Ruskin



C76022000

OPERATING COST IMPACT:

No significant change in operating cost is anticipated.

PROJECT COMPLETION DATE: Sep 2018

Sources of Funds (in \$000s):	Total		FY 18	FY 19	FY 20	FY 21	FY 22	FY 23	Future
	Estimated Sources	Prior Revenues							
Community Invest. Tax III	\$0	\$0	\$0	\$0	\$0	\$0	\$0	\$0	\$0
Grants & County Match	0	0	0	0	0	0	0	0	0
Library Fund	300	0	300	0	0	0	0	0	0
Other	0	0	0	0	0	0	0	0	0
Undetermined	0	0	0	0	0	0	0	0	0
Subtotal FY18			\$0	\$300					
Total	\$300	\$0	\$300	\$0	\$0	\$0	\$0	\$0	\$0

Uses of Funds (in \$000s):	Total		FY 18	FY 19	FY 20	FY 21	FY 22	FY 23	Future
	Estimated Cost	Prior Expenses							
Administration	\$0	\$0	\$0	\$0	\$0	\$0	\$0	\$0	\$0
Construction	0	0	0	0	0	0	0	0	0
Design	0	0	0	0	0	0	0	0	0
Development	0	0	0	0	0	0	0	0	0
Equipment	0	0	0	0	0	0	0	0	0
Land/ROW	0	0	0	0	0	0	0	0	0
Non-Capital	300	0	300	0	0	0	0	0	0
Subtotal FY18			\$0	\$300					
Total	\$300	\$0	\$300	\$0	\$0	\$0	\$0	\$0	\$0

PROJECT TITLE:
UNIVERSITY AREA PARTNERSHIP LIBRARY
CIE REQUIREMENTS: N
LEVEL OF SERVICE IMPACT: N/A

PROJECT NUMBER: C70080000

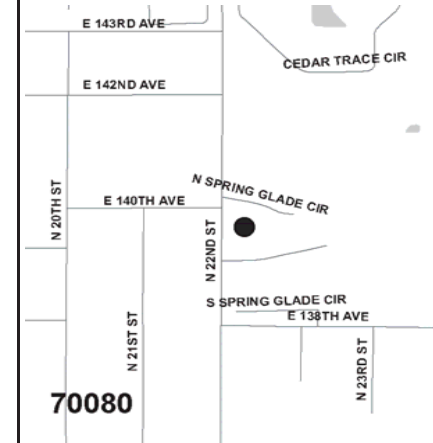
PROGRAM: LIBRARIES

PROJECT DESCRIPTION:

Land acquisition and construction of a new approximately 15,000 square foot library within the 22nd Street University Community area adjacent to Mueller Elementary School. The library would be operated in partnership with the School Board of Hillsborough County.

Neighborhood Community Area:

University Area Community



OPERATING COST IMPACT:

Annual operating cost impact is estimated at \$775,000. A total of 10 new FTE positions are anticipated.

PROJECT COMPLETION DATE: Dec 2017

Sources of Funds (in \$000s):	Total		FY 18	FY 19	FY 20	FY 21	FY 22	FY 23	Future
	Estimated Sources	Prior Revenues							
Community Invest. Tax III	\$2,000	\$2,000	\$0	\$0	\$0	\$0	\$0	\$0	\$0
Grants & County Match	500	0	500	0	0	0	0	0	0
Library Fund	6,825	3,715	3,010	100	0	0	0	0	0
Other	0	0	0	0	0	0	0	0	0
Undetermined	0	0	0	0	0	0	0	0	0
Subtotal FY18			\$3,510	\$100					
Total	\$9,325	\$5,715	\$3,610	\$0	\$0	\$0	\$0	\$0	\$0

Uses of Funds (in \$000s):	Total		FY 18	FY 19	FY 20	FY 21	FY 22	FY 23	Future
	Estimated Cost	Prior Expenses							
Administration	\$45	\$15	\$30	\$0	\$0	\$0	\$0	\$0	\$0
Construction	3,950	1,269	2,680	0	0	0	0	0	0
Design	221	221	0	0	0	0	0	0	0
Development	20	20	0	0	0	0	0	0	0
Equipment	900	0	800	100	0	0	0	0	0
Land/ROW	305	305	0	0	0	0	0	0	0
Non-Capital	3,884	3,884	0	0	0	0	0	0	0
Subtotal FY18			\$3,510	\$100					
Total	\$9,325	\$5,715	\$3,610	\$0	\$0	\$0	\$0	\$0	\$0

PROJECT TITLE:
 WEST TAMPA LIBRARY HVAC REPLACEMENT (R3M)
 CIE REQUIREMENTS: N
 LEVEL OF SERVICE IMPACT: N/A

PROJECT NUMBER: C76023000
 PROGRAM: LIBRARIES

PROJECT DESCRIPTION:
 Project is for performing needed replacement of the West Tampa Library HVAC system that has reached it's useful life expectancy. Project will replace the existing direct expansion HVAC system to a chilled water system.



OPERATING COST IMPACT:
 No significant change in operating cost is anticipated.

PROJECT COMPLETION DATE: Sep 2018

Sources of Funds (in \$000s):	Total		FY 18		FY 19	FY 20	FY 21	FY 22	FY 23	Future
	Estimated Sources	Prior Revenues	Carryforward	Additional						
Community Invest. Tax III	\$0	\$0	\$0	\$0	\$0	\$0	\$0	\$0	\$0	\$0
Grants & County Match	0	0	0	0	0	0	0	0	0	0
Library Fund	200	0	0	200	0	0	0	0	0	0
Other	0	0	0	0	0	0	0	0	0	0
Undetermined	0	0	0	0	0	0	0	0	0	0
Subtotal FY18			\$0	\$200						
Total	\$200	\$0	\$200	\$200	\$0	\$0	\$0	\$0	\$0	\$0

Uses of Funds (in \$000s):	Total		FY 18		FY 19	FY 20	FY 21	FY 22	FY 23	Future
	Estimated Cost	Prior Expenses	Carryforward	Additional						
Administration	\$0	\$0	\$0	\$0	\$0	\$0	\$0	\$0	\$0	\$0
Construction	0	0	0	0	0	0	0	0	0	0
Design	0	0	0	0	0	0	0	0	0	0
Development	0	0	0	0	0	0	0	0	0	0
Equipment	0	0	0	0	0	0	0	0	0	0
Land/ROW	0	0	0	0	0	0	0	0	0	0
Non-Capital	200	0	0	200	0	0	0	0	0	0
Subtotal FY18			\$0	\$200						
Total	\$200	\$0	\$200	\$200	\$0	\$0	\$0	\$0	\$0	\$0



Hillsborough
County Florida

For more information, contact the Management & Budget department
(813) 272-5890 • HCFLGov.net/Budget



Parks Facilities Program



Hillsborough
County Florida

For more information, contact the Management & Budget department
(813) 272-5890 • HCFLGov.net/Budget

PARKS FACILITIES PROGRAM
SOURCES AND USES OF FUNDS SUMMARY
(in thousands)

<u>Sources of Funds:</u>	<u>TOTAL</u>	<u>PRIOR</u>	<u>FY 18</u>		<u>FY 19</u>	<u>FY 20</u>	<u>FY 21</u>	<u>FY 22</u>	<u>FY 23</u>	<u>FUTURE</u>
	<u>ESTIMATE</u>	<u>REVENUES</u>	<u>Carryforward</u>	<u>Additional</u>						
Boat Fees	\$2,939	\$0	\$2,439	\$250	\$50	\$50	\$50	\$50	\$50	\$0
Community Invest. Tax I	2,200	2,034	166	0	0	0	0	0	0	0
Community Invest. Tax II	2,174	1,962	211	0	0	0	0	0	0	0
Community Invest. Tax III	18,852	2,922	15,930	0	0	0	0	0	0	0
Financing	92,877	57,164	35,713	0	0	0	0	0	0	0
General Revenues	106,140	81,079	22,941	2,120	0	0	0	0	0	0
General Revenues-R3M	900	0	0	900	0	0	0	0	0	0
Grants & County Match	2,517	2,517	0	0	0	0	0	0	0	0
Impact Fees	15,868	5,396	8,137	2,335	0	0	0	0	0	0
Undetermined	24,512	0	0	0	0	0	0	0	0	24,512
Subtotal FY18			\$85,538	\$5,605						
Total	\$268,980	\$153,075	\$91,143		\$50	\$50	\$50	\$50	\$50	\$24,512

TOTAL FY 18 - FY 23 = \$91,393

<u>Uses of Funds:</u>	<u>TOTAL</u>	<u>PRIOR</u>	<u>FY 18</u>		<u>FY 19</u>	<u>FY 20</u>	<u>FY 21</u>	<u>FY 22</u>	<u>FY 23</u>	<u>FUTURE</u>
	<u>ESTIMATE</u>	<u>EXPENSES</u>	<u>Carryforward</u>	<u>Additional</u>						
Administration	\$1,164	\$519	\$570	\$75	\$0	\$0	\$0	\$0	\$0	\$0
Construction	92,456	19,134	45,039	3,770	0	0	0	0	0	24,512
Design	9,848	2,065	7,073	710	0	0	0	0	0	0
Development	180	180	0	0	0	0	0	0	0	0
Equipment	2,373	802	1,571	0	0	0	0	0	0	0
Land/ROW	143,460	120,876	22,584	0	0	0	0	0	0	0
Non-Capital	19,499	9,499	8,700	1,050	50	50	50	50	50	0
Subtotal FY18			\$85,538	\$5,605						
Total	\$268,980	\$153,075	\$91,143		\$50	\$50	\$50	\$50	\$50	\$24,512

TOTAL FY 18 - FY 23 = \$91,393

**PARKS FACILITIES PROGRAM
 COMPLETED AND CANCELED PROJECTS - FY 17**

<u>PROJECT NUMBER</u>	<u>PROJECT TITLE</u>	<u>ACTUAL/PROJECTED COMPLETION DATE</u> ⁽¹⁾
<u>COMPLETED PROJECTS</u>		
C83641000	Cypress Creek ELAPP Site Access Improvement	May 2017
C83224000	Town N Country Area Recreation Center	Oct 2016

(1) Includes projects anticipated to be completed by 09/30/17

**PARKS FACILITIES PROGRAM
PROJECTS SUMMARY SCHEDULE
(in thousands)**

PROJECT NUMBER	PROJECT TITLE	TOTAL ESTIMATED COST	PRIOR EXPENSES	FY 18		FY 19	FY 20	FY 21	FY 22	FY 23	FUTURE	PROJECT COMPLETION DATE
				Carryforward	Additional							
C83271000	Alafia River Boat Ramp	\$150	\$0	\$250	(\$100)	\$0	\$0	\$0	\$0	\$0	\$0	Jun 2018
C83279000*	Alderman's Ford Park Boardwalk Repairs (R3M)	400	0	0	400	0	0	0	0	0	0	Sep 2018
C83282000*	Apollo Beach Site Improvement	225	0	0	225	0	0	0	0	0	0	Jan 2020
C83230000^	Athletic Facilities Improvements	3,000	0	0	0	0	0	0	0	0	3,000	TBD
C83269000	Baker Creek Boat Ramp	400	0	400	0	0	0	0	0	0	0	Jun 2018
CM1500000	Boating Improvement R3M Program	100	0	100	0	0	0	0	0	0	0	Ongoing
C83257000	Brandon Aquatic Center	800	396	404	0	0	0	0	0	0	0	Dec 2017
C83272000	Brandon Area Dog Park	300	0	300	0	0	0	0	0	0	0	Dec 2018
C83225000^	Brandon Area Recreation Center	2,200	0	0	0	0	0	0	0	0	2,200	TBD
C83263000	Carrollwood Village Community Park	6,500	25	6,475	0	0	0	0	0	0	0	Jun 2019
C83273000	Central County Splash Pad	400	0	400	0	0	0	0	0	0	0	Dec 2018
C83277000	Central County Tennis Courts Upgrades	600	0	600	0	0	0	0	0	0	0	Dec 2018
C89318000	Citrus Park Expansion/Improvements	2,942	1,614	1,328	0	0	0	0	0	0	0	Dec 2019
C83270000	Cockroach Bay Boat Ramp	500	0	200	300	0	0	0	0	0	0	Jun 2018
C83264000	County Fairground Event Center	807	529	178	100	0	0	0	0	0	0	TBD
C83262000	County Marine Safety Facility & Equipment Improvements	689	0	389	50	50	50	50	50	50	0	TBD
C83278000	Countywide Park Impact Fee Enhancements	2,050	7	1,243	800	0	0	0	0	0	0	TBD
C80209000	Countywide Soccer Complex	15,000	162	14,838	0	0	0	0	0	0	0	TBD
C83253000	Courtney Campbell Scenic Highway Trail	1,253	51	1,202	0	0	0	0	0	0	0	Jun 2018
C80005000	Cross Creek Park Construction	1,854	406	1,448	0	0	0	0	0	0	0	TBD
C83641000	Cypress Creek ELAPP Site Access Improvement	293	210	83	0	0	0	0	0	0	0	Post Construction
C83247000^	EG Simmons/Eco Tourism	2,750	529	1,521	0	0	0	0	0	0	700	Dec 2018
C83229000^	Fishhawk Recreation Center	2,200	0	0	0	0	0	0	0	0	2,200	TBD
C83219000	Fishhawk Sports Complex Expansion Phase I	3,150	3,085	65	0	0	0	0	0	0	0	Post Construction
C83239000	Flatwoods Park Trail Repairs	2,500	1,077	1,423	0	0	0	0	0	0	0	Dec 2017
C83226000	Gibsonton Area Recreation Center/Gardenville School Renovations	3,036	2,825	211	0	0	0	0	0	0	0	Post Construction
C89000000	Jan K. Platt Environmental Land Acquisition & Protection Program	134,300	119,295	15,005	0	0	0	0	0	0	0	Ongoing
C89200000	Jan K. Platt Environmental Land Acquisition & Protection Restoration Program	19,351	10,338	9,013	0	0	0	0	0	0	0	Ongoing
C83280000*	Kenly Recreation Center HVAC Replacement (R3M)	250	0	0	250	0	0	0	0	0	0	Sep 2018
C80236000	Keystone Park Expansion	2,500	0	2,500	0	0	0	0	0	0	0	TBD
C83232000	Live Oak / Branchton Regional Park	6,973	30	6,944	0	0	0	0	0	0	0	TBD
C83260000	Lucy Dell Community Pond	3,500	59	3,441	0	0	0	0	0	0	0	Oct 2018
C83259000	New Tampa Cultural Arts Center	5,520	61	3,439	2,020	0	0	0	0	0	0	TBD
C83281000*	Norhtdale Recreation Center HVAC Replacement (R3M)	250	0	0	250	0	0	0	0	0	0	Sep 2018
C83276000	Northlakes Park Improvements	450	0	450	0	0	0	0	0	0	0	Dec 2018
C83231000^	Parks Playgrounds Improvements	4,065	1,682	683	0	0	0	0	0	0	1,700	TBD
C83222000	Progress Village Recreation Center at Larry Sanders Complex	3,300	2,474	826	0	0	0	0	0	0	0	Post Construction
C83266000	Riverview / Brandon Area Park(s)	6,000	0	6,000	0	0	0	0	0	0	0	TBD
C83268000	Ruskin Commongoods Boat Ramp	550	0	550	0	0	0	0	0	0	0	Dec 2018
C83261000	Seffner Mango Park	400	263	137	0	0	0	0	0	0	0	Oct 2017
C83283000*	Shimberg Soccer Complex Improvement	550	0	0	550	0	0	0	0	0	0	Jun 2019
C89003000^	South Coast Greenway Phase I - PD&E, Design and Construction	2,487	469	6	0	0	0	0	0	0	2,012	TBD
C83275000	South County Parks Improvements	700	0	700	0	0	0	0	0	0	0	TBD

**PARKS FACILITIES PROGRAM
PROJECTS SUMMARY SCHEDULE
(in thousands)**

PROJECT NUMBER	PROJECT TITLE	TOTAL ESTIMATED COST	PRIOR EXPENSES	FY 18		FY 19	FY 20	FY 21	FY 22	FY 23	FUTURE	PROJECT COMPLETION DATE
				Carryforward	Additional							
C83274000	South East County Skate Park	500	0	300	200	0	0	0	0	0	0	TBD
C80207000	Temple Terrace Multiple Parks Projects	450	189	261	0	0	0	0	0	0	0	TBD
C83227000^	Thonotosassa Area Recreation Center	2,200	0	0	0	0	0	0	0	0	2,200	TBD
C83224000	Town N Country Area Recreation Center	2,200	2,034	166	0	0	0	0	0	0	0	Post Construction
C80218000	University Area Community Center Parking Land Acquisition	1,400	649	751	0	0	0	0	0	0	0	TBD
C83246000^	Upper Tampa Bay Trail IV A&B	5,000	0	0	0	0	0	0	0	0	5,000	TBD
C80219000^	Veterans Memorial Park Expansion Phase I/II/III	6,434	4,576	298	560	0	0	0	0	0	1,000	Dec 2018
C80324000^	Waterset Sports Complex	5,000	38	462	0	0	0	0	0	0	4,500	TBD
C83267000	Williams Park Boat Ramp	550	0	550	0	0	0	0	0	0	0	Dec 2018
Subtotal FY 18				\$85,538	\$5,605							
Total Parks Facilities Program		\$268,980	\$153,075	\$91,143		\$50	\$50	\$50	\$50	\$50	\$24,512	

TOTAL FY 18 - FY 23 = \$91,393

* - New Project TBD - To be Determined

^ - Project includes undetermined funding in the Future column. Future funding to be determined based on project prioritization and available options at BOCC discretion.

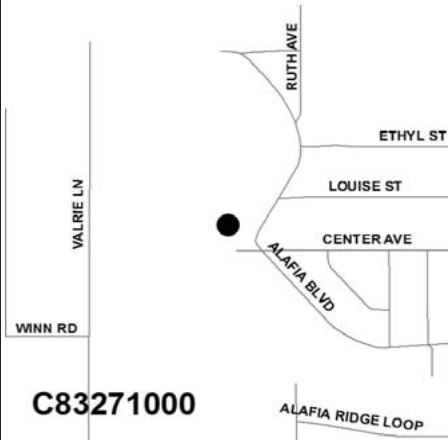
Note: Some projects have "Post Construction" in the Project Completion Date column. These projects have finished their primary construction phases and may have been placed in use; nevertheless, these projects still have unspent balances that are earmarked for post-construction project costs.

PROJECT TITLE:
ALAFIA RIVER BOAT RAMP
CIE REQUIREMENTS: Y
LEVEL OF SERVICE IMPACT: M

PROJECT NUMBER: C83271000
PROGRAM: PARKS

PROJECT DESCRIPTION:
Enhance and improve the existing boat ramp with associated amenities as necessary.

Neighborhood Community Area:
To Be Determined



OPERATING COST IMPACT:
There are no additional operating or maintenance costs associated with this project.

PROJECT COMPLETION DATE: Jun 2018

Sources of Funds (in \$000s):	Total Estimated Sources	Prior Revenues	FY 18		FY 19	FY 20	FY 21	FY 22	FY 23	Future
			Carryforward	Additional						
Boat Fees	\$150	\$0	\$250	(\$100)	\$0	\$0	\$0	\$0	\$0	\$0
Community Invest. Tax I	0	0	0	0	0	0	0	0	0	0
Community Invest. Tax II	0	0	0	0	0	0	0	0	0	0
Community Invest. Tax III	0	0	0	0	0	0	0	0	0	0
Financing	0	0	0	0	0	0	0	0	0	0
General Revenues	0	0	0	0	0	0	0	0	0	0
General Revenues-R3M	0	0	0	0	0	0	0	0	0	0
Grants & County Match	0	0	0	0	0	0	0	0	0	0
Impact Fees	0	0	0	0	0	0	0	0	0	0
Other	0	0	0	0	0	0	0	0	0	0
Undetermined	0	0	0	0	0	0	0	0	0	0
Subtotal FY18			\$250	(\$100)						
Total	\$150	\$0	\$150	(\$100)	\$0	\$0	\$0	\$0	\$0	\$0

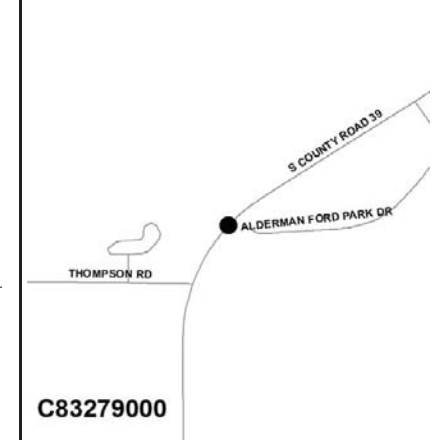
Uses of Funds (in \$000s):	Total Estimated Cost	Prior Expenses	FY 18		FY 19	FY 20	FY 21	FY 22	FY 23	Future
			Carryforward	Additional						
Administration	\$0	\$0	\$0	\$0	\$0	\$0	\$0	\$0	\$0	\$0
Construction	150	0	250	(100)	0	0	0	0	0	0
Design	0	0	0	0	0	0	0	0	0	0
Development	0	0	0	0	0	0	0	0	0	0
Equipment	0	0	0	0	0	0	0	0	0	0
Land/ROW	0	0	0	0	0	0	0	0	0	0
Non-Capital	0	0	0	0	0	0	0	0	0	0
Subtotal FY18			\$250	(\$100)						
Total	\$150	\$0	\$150	(\$100)	\$0	\$0	\$0	\$0	\$0	\$0

PROJECT TITLE:
ALDERMAN'S FORD PARK BOARDWALK REPAIRS (R3M)
CIE REQUIREMENTS: Y
LEVEL OF SERVICE IMPACT: M

PROJECT NUMBER: C83279000
PROGRAM: PARKS

PROJECT DESCRIPTION:
Project is for performing needed repairs to the 1,800 foot long wood pedestrian boardwalk. Repairs shall consist of replacing deck boards, handrails and associated site work. A portion of the boardwalk has been closed for public use.

Neighborhood Community Area:
East Rural



OPERATING COST IMPACT:
There are no additional or maintenance costs associated with this project.

PROJECT COMPLETION DATE: Sep 2018

Sources of Funds (in \$000s):	Total Estimated Sources	Prior Revenues	FY 18		FY 19	FY 20	FY 21	FY 22	FY 23	Future
			Carryforward	Additional						
Boat Fees	\$0	\$0	\$0	\$0	\$0	\$0	\$0	\$0	\$0	\$0
Community Invest. Tax I	0	0	0	0	0	0	0	0	0	0
Community Invest. Tax II	0	0	0	0	0	0	0	0	0	0
Community Invest. Tax III	0	0	0	0	0	0	0	0	0	0
Financing	0	0	0	0	0	0	0	0	0	0
General Revenues	0	0	0	0	0	0	0	0	0	0
General Revenues-R3M	400	0	0	400	0	0	0	0	0	0
Grants & County Match	0	0	0	0	0	0	0	0	0	0
Impact Fees	0	0	0	0	0	0	0	0	0	0
Other	0	0	0	0	0	0	0	0	0	0
Undetermined	0	0	0	0	0	0	0	0	0	0
Subtotal FY18			\$0	\$400						
Total	\$400	\$0	\$400	\$400	\$0	\$0	\$0	\$0	\$0	\$0

Uses of Funds (in \$000s):	Total Estimated Cost	Prior Expenses	FY 18		FY 19	FY 20	FY 21	FY 22	FY 23	Future
			Carryforward	Additional						
Administration	\$0	\$0	\$0	\$0	\$0	\$0	\$0	\$0	\$0	\$0
Construction	0	0	0	0	0	0	0	0	0	0
Design	0	0	0	0	0	0	0	0	0	0
Development	0	0	0	0	0	0	0	0	0	0
Equipment	0	0	0	0	0	0	0	0	0	0
Land/ROW	0	0	0	0	0	0	0	0	0	0
Non-Capital	400	0	0	400	0	0	0	0	0	0
Subtotal FY18			\$0	\$400						
Total	\$400	\$0	\$400	\$400	\$0	\$0	\$0	\$0	\$0	\$0

PROJECT TITLE:
 APOLLO BEACH SITE IMPROVEMENT
 CIE REQUIREMENTS: Y
 LEVEL OF SERVICE IMPACT: M

PROJECT NUMBER: C83282000
 PROGRAM: PARKS

PROJECT DESCRIPTION:

Project will provide additional parking, shade shelters and miscellaneous site work.

Neighborhood Community Area:

TBD



OPERATING COST IMPACT:

There are no additional or maintenance costs associated with this project.

PROJECT COMPLETION DATE: Jan 2020

Sources of Funds (in \$000s):	Total	Prior	FY 18		FY 19	FY 20	FY 21	FY 22	FY 23	Future
	Estimated	Revenues	Carryforward	Additional						
Boat Fees	\$0	\$0	\$0	\$0	\$0	\$0	\$0	\$0	\$0	\$0
Community Invest. Tax I	0	0	0	0	0	0	0	0	0	0
Community Invest. Tax II	0	0	0	0	0	0	0	0	0	0
Community Invest. Tax III	0	0	0	0	0	0	0	0	0	0
Financing	0	0	0	0	0	0	0	0	0	0
General Revenues	0	0	0	0	0	0	0	0	0	0
General Revenues-R3M	0	0	0	0	0	0	0	0	0	0
Grants & County Match	0	0	0	0	0	0	0	0	0	0
Impact Fees	225	0	0	225	0	0	0	0	0	0
Other	0	0	0	0	0	0	0	0	0	0
Undetermined	0	0	0	0	0	0	0	0	0	0
Subtotal FY18			\$0	\$225						
Total	\$225	\$0	\$225	\$225	\$0	\$0	\$0	\$0	\$0	\$0

Uses of Funds (in \$000s):	Total	Prior	FY 18		FY 19	FY 20	FY 21	FY 22	FY 23	Future
	Estimated	Expenses	Carryforward	Additional						
Administration	\$25	\$0	\$0	\$25	\$0	\$0	\$0	\$0	\$0	\$0
Construction	150	0	0	150	0	0	0	0	0	0
Design	50	0	0	50	0	0	0	0	0	0
Development	0	0	0	0	0	0	0	0	0	0
Equipment	0	0	0	0	0	0	0	0	0	0
Land/ROW	0	0	0	0	0	0	0	0	0	0
Non-Capital	0	0	0	0	0	0	0	0	0	0
Subtotal FY18			\$0	\$225						
Total	\$225	\$0	\$225	\$225	\$0	\$0	\$0	\$0	\$0	\$0

PROJECT TITLE:
 ATHLETIC FACILITIES IMPROVEMENTS
 CIE REQUIREMENTS: Y
 LEVEL OF SERVICE IMPACT: M

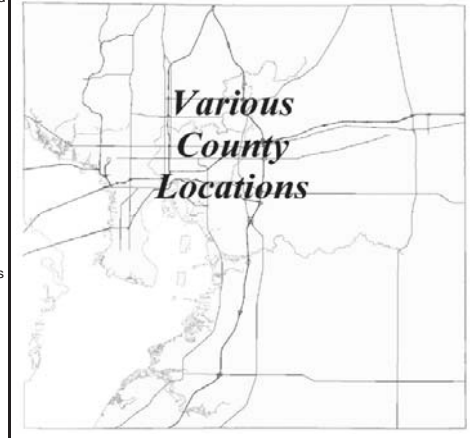
PROJECT NUMBER: C83230000
 PROGRAM: PARKS

PROJECT DESCRIPTION:

This project will provide improvements at various existing athletic complexes to meet the needs of the athletic programs and the public served and to correct deficiencies. Funding is undetermined at this time.

Neighborhood Community Area:

Various



OPERATING COST IMPACT:

There are no additional operating or maintenance costs associated with this project.

PROJECT COMPLETION DATE: TBD

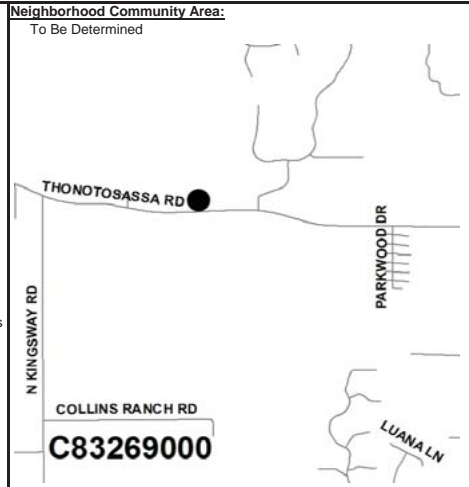
Sources of Funds (in \$000s):	Total	Prior	FY 18		FY 19	FY 20	FY 21	FY 22	FY 23	Future
	Estimated	Revenues	Carryforward	Additional						
Boat Fees	\$0	\$0	\$0	\$0	\$0	\$0	\$0	\$0	\$0	\$0
Community Invest. Tax I	0	0	0	0	0	0	0	0	0	0
Community Invest. Tax II	0	0	0	0	0	0	0	0	0	0
Community Invest. Tax III	0	0	0	0	0	0	0	0	0	0
Financing	0	0	0	0	0	0	0	0	0	0
General Revenues	0	0	0	0	0	0	0	0	0	0
General Revenues-R3M	0	0	0	0	0	0	0	0	0	0
Grants & County Match	0	0	0	0	0	0	0	0	0	0
Impact Fees	0	0	0	0	0	0	0	0	0	0
Other	0	0	0	0	0	0	0	0	0	0
Undetermined	3,000	0	0	0	0	0	0	0	0	3,000
Subtotal FY18			\$0	\$0						
Total	\$3,000	\$0	\$0	\$0	\$0	\$0	\$0	\$0	\$0	\$3,000

Uses of Funds (in \$000s):	Total	Prior	FY 18		FY 19	FY 20	FY 21	FY 22	FY 23	Future
	Estimated	Expenses	Carryforward	Additional						
Administration	\$0	\$0	\$0	\$0	\$0	\$0	\$0	\$0	\$0	\$0
Construction	3,000	0	0	0	0	0	0	0	0	3,000
Design	0	0	0	0	0	0	0	0	0	0
Development	0	0	0	0	0	0	0	0	0	0
Equipment	0	0	0	0	0	0	0	0	0	0
Land/ROW	0	0	0	0	0	0	0	0	0	0
Non-Capital	0	0	0	0	0	0	0	0	0	0
Subtotal FY18			\$0	\$0						
Total	\$3,000	\$0	\$0	\$0	\$0	\$0	\$0	\$0	\$0	\$3,000

PROJECT TITLE:
BAKER CREEK BOAT RAMP
CIE REQUIREMENTS: Y
LEVEL OF SERVICE IMPACT: M

PROJECT NUMBER: C83269000
PROGRAM: PARKS

PROJECT DESCRIPTION:
Enhance and improve the existing boat ramp with associated amenities as necessary.



OPERATING COST IMPACT:
There are no additional operating or maintenance costs associated with this project.

PROJECT COMPLETION DATE: Jun 2018

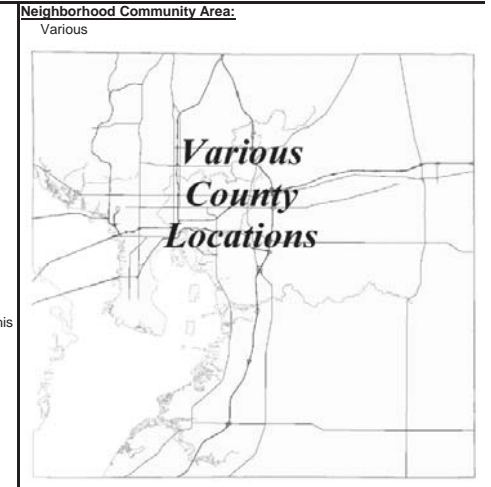
Sources of Funds (in \$000s):	Total Estimated Sources	Prior Revenues	FY 18		FY 19	FY 20	FY 21	FY 22	FY 23	Future
			Carryforward	Additional						
Boat Fees	\$400	\$0	\$400	\$0	\$0	\$0	\$0	\$0	\$0	\$0
Community Invest. Tax I	0	0	0	0	0	0	0	0	0	0
Community Invest. Tax II	0	0	0	0	0	0	0	0	0	0
Community Invest. Tax III	0	0	0	0	0	0	0	0	0	0
Financing	0	0	0	0	0	0	0	0	0	0
General Revenues	0	0	0	0	0	0	0	0	0	0
General Revenues-R3M	0	0	0	0	0	0	0	0	0	0
Grants & County Match	0	0	0	0	0	0	0	0	0	0
Impact Fees	0	0	0	0	0	0	0	0	0	0
Other	0	0	0	0	0	0	0	0	0	0
Undetermined	0	0	0	0	0	0	0	0	0	0
Subtotal FY18			\$400	\$0						
Total	\$400	\$0	\$400	\$0	\$0	\$0	\$0	\$0	\$0	\$0

Uses of Funds (in \$000s):	Total Estimated Cost	Prior Expenses	FY 18		FY 19	FY 20	FY 21	FY 22	FY 23	Future
			Carryforward	Additional						
Administration	\$40	\$0	\$40	\$0	\$0	\$0	\$0	\$0	\$0	\$0
Construction	320	0	320	0	0	0	0	0	0	0
Design	40	0	40	0	0	0	0	0	0	0
Development	0	0	0	0	0	0	0	0	0	0
Equipment	0	0	0	0	0	0	0	0	0	0
Land/ROW	0	0	0	0	0	0	0	0	0	0
Non-Capital	0	0	0	0	0	0	0	0	0	0
Subtotal FY18			\$400	\$0						
Total	\$400	\$0	\$400	\$0	\$0	\$0	\$0	\$0	\$0	\$0

PROJECT TITLE:
BOATING IMPROVEMENT R3M PROGRAM
CIE REQUIREMENTS: Y
LEVEL OF SERVICE IMPACT: M

PROJECT NUMBER: CM1500000
PROGRAM: PARKS

PROJECT DESCRIPTION:
Improvements to various boat ramps and associated amenities as necessary.



OPERATING COST IMPACT:
There are no additional operating or maintenance costs associated with this project.

PROJECT COMPLETION DATE: Ongoing

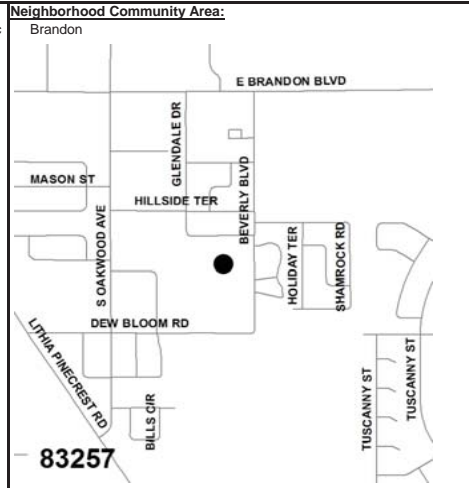
Sources of Funds (in \$000s):	Total Estimated Sources	Prior Revenues	FY 18		FY 19	FY 20	FY 21	FY 22	FY 23	Future
			Carryforward	Additional						
Boat Fees	\$100	\$0	\$100	\$0	\$0	\$0	\$0	\$0	\$0	\$0
Community Invest. Tax I	0	0	0	0	0	0	0	0	0	0
Community Invest. Tax II	0	0	0	0	0	0	0	0	0	0
Community Invest. Tax III	0	0	0	0	0	0	0	0	0	0
Financing	0	0	0	0	0	0	0	0	0	0
General Revenues	0	0	0	0	0	0	0	0	0	0
General Revenues-R3M	0	0	0	0	0	0	0	0	0	0
Grants & County Match	0	0	0	0	0	0	0	0	0	0
Impact Fees	0	0	0	0	0	0	0	0	0	0
Other	0	0	0	0	0	0	0	0	0	0
Undetermined	0	0	0	0	0	0	0	0	0	0
Subtotal FY18			\$100	\$0						
Total	\$100	\$0	\$100	\$0	\$0	\$0	\$0	\$0	\$0	\$0

Uses of Funds (in \$000s):	Total Estimated Cost	Prior Expenses	FY 18		FY 19	FY 20	FY 21	FY 22	FY 23	Future
			Carryforward	Additional						
Administration	\$0	\$0	\$0	\$0	\$0	\$0	\$0	\$0	\$0	\$0
Construction	0	0	0	0	0	0	0	0	0	0
Design	0	0	0	0	0	0	0	0	0	0
Development	0	0	0	0	0	0	0	0	0	0
Equipment	0	0	0	0	0	0	0	0	0	0
Land/ROW	0	0	0	0	0	0	0	0	0	0
Non-Capital	100	0	100	0	0	0	0	0	0	0
Subtotal FY18			\$100	\$0						
Total	\$100	\$0	\$100	\$0	\$0	\$0	\$0	\$0	\$0	\$0

PROJECT TITLE:
BRANDON AQUATIC CENTER
CIE REQUIREMENTS: Y
LEVEL OF SERVICE IMPACT: M

PROJECT NUMBER: C83257000
PROGRAM: PARKS

PROJECT DESCRIPTION:
Contribution to the Brandon Aquatic Center for improvements to the aquatic facility.



OPERATING COST IMPACT:
There will be no operating cost impact to the County.

PROJECT COMPLETION DATE: Dec 2017

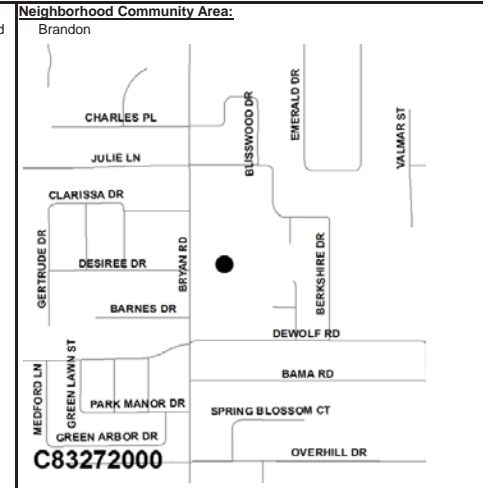
Sources of Funds (in \$000s):	Total	Prior	FY 18		FY 19	FY 20	FY 21	FY 22	FY 23	Future
	Estimated Sources	Revenues	Carryforward	Additional						
Boat Fees	\$0	\$0	\$0	\$0	\$0	\$0	\$0	\$0	\$0	\$0
Community Invest. Tax I	0	0	0	0	0	0	0	0	0	0
Community Invest. Tax II	0	0	0	0	0	0	0	0	0	0
Community Invest. Tax III	0	0	0	0	0	0	0	0	0	0
Financing	0	0	0	0	0	0	0	0	0	0
General Revenues	800	396	404	0	0	0	0	0	0	0
General Revenues-R3M	0	0	0	0	0	0	0	0	0	0
Grants & County Match	0	0	0	0	0	0	0	0	0	0
Impact Fees	0	0	0	0	0	0	0	0	0	0
Other	0	0	0	0	0	0	0	0	0	0
Undetermined	0	0	0	0	0	0	0	0	0	0
Subtotal FY18			\$404	\$0						
Total	\$800	\$396	\$404	\$0	\$0	\$0	\$0	\$0	\$0	\$0

Uses of Funds (in \$000s):	Total	Prior	FY 18		FY 19	FY 20	FY 21	FY 22	FY 23	Future
	Estimated Cost	Expenses	Carryforward	Additional						
Administration	\$0	\$0	\$0	\$0	\$0	\$0	\$0	\$0	\$0	\$0
Construction	0	0	0	0	0	0	0	0	0	0
Design	0	0	0	0	0	0	0	0	0	0
Development	0	0	0	0	0	0	0	0	0	0
Equipment	0	0	0	0	0	0	0	0	0	0
Land/ROW	0	0	0	0	0	0	0	0	0	0
Non-Capital	800	396	404	0	0	0	0	0	0	0
Subtotal FY18			\$404	\$0						
Total	\$800	\$396	\$404	\$0	\$0	\$0	\$0	\$0	\$0	\$0

PROJECT TITLE:
BRANDON AREA DOG PARK
CIE REQUIREMENTS: Y
LEVEL OF SERVICE IMPACT: M

PROJECT NUMBER: C83272000
PROGRAM: PARKS

PROJECT DESCRIPTION:
Provide new dog park in the Brandon Area including site work, fencing and amenities.



OPERATING COST IMPACT:
Operating cost is estimated to be an additional \$30,000 per year.

PROJECT COMPLETION DATE: Dec 2018

Sources of Funds (in \$000s):	Total	Prior	FY 18		FY 19	FY 20	FY 21	FY 22	FY 23	Future
	Estimated Sources	Revenues	Carryforward	Additional						
Boat Fees	\$0	\$0	\$0	\$0	\$0	\$0	\$0	\$0	\$0	\$0
Community Invest. Tax I	0	0	0	0	0	0	0	0	0	0
Community Invest. Tax II	0	0	0	0	0	0	0	0	0	0
Community Invest. Tax III	0	0	0	0	0	0	0	0	0	0
Financing	0	0	0	0	0	0	0	0	0	0
General Revenues	0	0	0	0	0	0	0	0	0	0
General Revenues-R3M	0	0	0	0	0	0	0	0	0	0
Grants & County Match	0	0	0	0	0	0	0	0	0	0
Impact Fees	300	0	300	0	0	0	0	0	0	0
Other	0	0	0	0	0	0	0	0	0	0
Undetermined	0	0	0	0	0	0	0	0	0	0
Subtotal FY18			\$300	\$0						
Total	\$300	\$0	\$300	\$0	\$0	\$0	\$0	\$0	\$0	\$0

Uses of Funds (in \$000s):	Total	Prior	FY 18		FY 19	FY 20	FY 21	FY 22	FY 23	Future
	Estimated Cost	Expenses	Carryforward	Additional						
Administration	\$20	\$0	\$20	\$0	\$0	\$0	\$0	\$0	\$0	\$0
Construction	250	0	250	0	0	0	0	0	0	0
Design	30	0	30	0	0	0	0	0	0	0
Development	0	0	0	0	0	0	0	0	0	0
Equipment	0	0	0	0	0	0	0	0	0	0
Land/ROW	0	0	0	0	0	0	0	0	0	0
Non-Capital	0	0	0	0	0	0	0	0	0	0
Subtotal FY18			\$300	\$0						
Total	\$300	\$0	\$300	\$0	\$0	\$0	\$0	\$0	\$0	\$0

PROJECT TITLE:
BRANDON AREA RECREATION CENTER
CIE REQUIREMENTS: Y
LEVEL OF SERVICE IMPACT: E

PROJECT NUMBER: C83225000
PROGRAM: PARKS

PROJECT DESCRIPTION:

This Project is to design and construct up to 10,000 sf Multi-Purpose Recreation Center and associated improvements on County owned property in the Brandon area to enhance/accommodate various recreation programs Basketball, Volleyball and other organized indoor activities to afford safe and wholesome programmed activities. Funding undetermined at this time.

Neighborhood Community Area:
To Be Determined



OPERATING COST IMPACT:

Operating cost is estimated to be an additional \$50,000 per year.

PROJECT COMPLETION DATE: TBD

Sources of Funds (in \$000s):	Total	Prior	FY 18		FY 19	FY 20	FY 21	FY 22	FY 23	Future
	Estimated	Revenues	Carryforward	Additional						
Boat Fees	\$0	\$0	\$0	\$0	\$0	\$0	\$0	\$0	\$0	\$0
Community Invest. Tax I	0	0	0	0	0	0	0	0	0	0
Community Invest. Tax II	0	0	0	0	0	0	0	0	0	0
Community Invest. Tax III	0	0	0	0	0	0	0	0	0	0
Financing	0	0	0	0	0	0	0	0	0	0
General Revenues	0	0	0	0	0	0	0	0	0	0
General Revenues-R3M	0	0	0	0	0	0	0	0	0	0
Grants & County Match	0	0	0	0	0	0	0	0	0	0
Impact Fees	0	0	0	0	0	0	0	0	0	0
Other	0	0	0	0	0	0	0	0	0	0
Undetermined	2,200	0	0	0	0	0	0	0	0	2,200
Subtotal FY18			\$0	\$0						
Total	\$2,200	\$0	\$0	\$0	\$0	\$0	\$0	\$0	\$0	\$2,200

Uses of Funds (in \$000s):	Total	Prior	FY 18		FY 19	FY 20	FY 21	FY 22	FY 23	Future
	Estimated	Expenses	Carryforward	Additional						
Administration	\$0	\$0	\$0	\$0	\$0	\$0	\$0	\$0	\$0	\$0
Construction	2,200	0	0	0	0	0	0	0	0	2,200
Design	0	0	0	0	0	0	0	0	0	0
Development	0	0	0	0	0	0	0	0	0	0
Equipment	0	0	0	0	0	0	0	0	0	0
Land/ROW	0	0	0	0	0	0	0	0	0	0
Non-Capital	0	0	0	0	0	0	0	0	0	0
Subtotal FY18			\$0	\$0						
Total	\$2,200	\$0	\$0	\$0	\$0	\$0	\$0	\$0	\$0	\$2,200

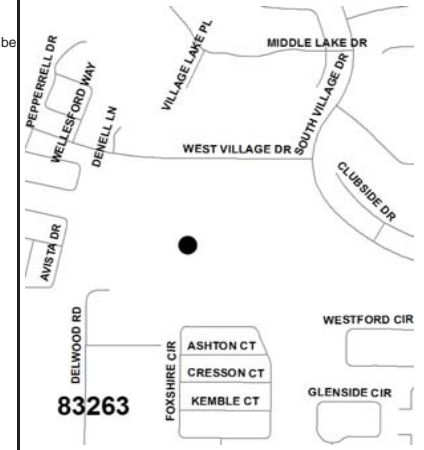
PROJECT TITLE:
CARROLLWOOD VILLAGE COMMUNITY PARK
CIE REQUIREMENTS: Y
LEVEL OF SERVICE IMPACT: F

PROJECT NUMBER: C83263000
PROGRAM: PARKS

PROJECT DESCRIPTION:

The purpose of this project is to acquire the former Dale Mabry Wastewater Treatment Plant site and develop the land into a community park. This project will be developed in phases and will involve master planning, land acquisition, project development, design and construction. Amenities will be prioritized with input from citizens and will include various types of improvements including regional park access.

Neighborhood Community Area:
Greater Carrollwood Northdale



OPERATING COST IMPACT:

To be determined.

PROJECT COMPLETION DATE: Jun 2019

Sources of Funds (in \$000s):	Total	Prior	FY 18		FY 19	FY 20	FY 21	FY 22	FY 23	Future
	Estimated	Revenues	Carryforward	Additional						
Boat Fees	\$0	\$0	\$0	\$0	\$0	\$0	\$0	\$0	\$0	\$0
Community Invest. Tax I	0	0	0	0	0	0	0	0	0	0
Community Invest. Tax II	0	0	0	0	0	0	0	0	0	0
Community Invest. Tax III	0	0	0	0	0	0	0	0	0	0
Financing	6,100	0	6,100	0	0	0	0	0	0	0
General Revenues	0	0	0	0	0	0	0	0	0	0
General Revenues-R3M	0	0	0	0	0	0	0	0	0	0
Grants & County Match	0	0	0	0	0	0	0	0	0	0
Impact Fees	400	25	375	0	0	0	0	0	0	0
Other	0	0	0	0	0	0	0	0	0	0
Undetermined	0	0	0	0	0	0	0	0	0	0
Subtotal FY18			\$6,475	\$0						
Total	\$6,500	\$25	\$6,475	\$0	\$0	\$0	\$0	\$0	\$0	\$0

Uses of Funds (in \$000s):	Total	Prior	FY 18		FY 19	FY 20	FY 21	FY 22	FY 23	Future
	Estimated	Expenses	Carryforward	Additional						
Administration	\$0	\$0	\$0	\$0	\$0	\$0	\$0	\$0	\$0	\$0
Construction	6,100	0	6,100	0	0	0	0	0	0	0
Design	385	10	375	0	0	0	0	0	0	0
Development	16	16	0	0	0	0	0	0	0	0
Equipment	0	0	0	0	0	0	0	0	0	0
Land/ROW	0	0	0	0	0	0	0	0	0	0
Non-Capital	0	0	0	0	0	0	0	0	0	0
Subtotal FY18			\$6,475	\$0						
Total	\$6,500	\$25	\$6,475	\$0	\$0	\$0	\$0	\$0	\$0	\$0

PROJECT TITLE:
CENTRAL COUNTY SPLASH PAD
CIE REQUIREMENTS: Y
LEVEL OF SERVICE IMPACT: M

PROJECT NUMBER: C83273000

PROGRAM: PARKS

PROJECT DESCRIPTION:

Design and construct a regional splash pad in the Central County Area. The project includes splash pad construction and miscellaneous site work.

Neighborhood Community Area:

To Be Determined



OPERATING COST IMPACT:

To be determined.

PROJECT COMPLETION DATE: Dec 2018

Sources of Funds (in \$000s):	Total Estimated Sources	Prior Revenues	FY 18		FY 19	FY 20	FY 21	FY 22	FY 23	Future
			Carryforward	Additional						
Boat Fees	\$0	\$0	\$0	\$0	\$0	\$0	\$0	\$0	\$0	\$0
Community Invest. Tax I	0	0	0	0	0	0	0	0	0	0
Community Invest. Tax II	0	0	0	0	0	0	0	0	0	0
Community Invest. Tax III	0	0	0	0	0	0	0	0	0	0
Financing	0	0	0	0	0	0	0	0	0	0
General Revenues	0	0	0	0	0	0	0	0	0	0
General Revenues-R3M	0	0	0	0	0	0	0	0	0	0
Grants & County Match	0	0	0	0	0	0	0	0	0	0
Impact Fees	400	0	400	0	0	0	0	0	0	0
Other	0	0	0	0	0	0	0	0	0	0
Undetermined	0	0	0	0	0	0	0	0	0	0
Subtotal FY18			\$400	\$0						
Total	\$400	\$0	\$400	\$0	\$0	\$0	\$0	\$0	\$0	\$0

Uses of Funds (in \$000s):	Total Estimated Cost	Prior Expenses	FY 18		FY 19	FY 20	FY 21	FY 22	FY 23	Future
			Carryforward	Additional						
Administration	\$10	\$0	\$10	\$0	\$0	\$0	\$0	\$0	\$0	\$0
Construction	350	0	350	0	0	0	0	0	0	0
Design	40	0	40	0	0	0	0	0	0	0
Development	0	0	0	0	0	0	0	0	0	0
Equipment	0	0	0	0	0	0	0	0	0	0
Land/ROW	0	0	0	0	0	0	0	0	0	0
Non-Capital	0	0	0	0	0	0	0	0	0	0
Subtotal FY18			\$400	\$0						
Total	\$400	\$0	\$400	\$0	\$0	\$0	\$0	\$0	\$0	\$0

PROJECT TITLE:
CENTRAL COUNTY TENNIS COURTS UPGRADES
CIE REQUIREMENTS: Y
LEVEL OF SERVICE IMPACT: M

PROJECT NUMBER: C83277000

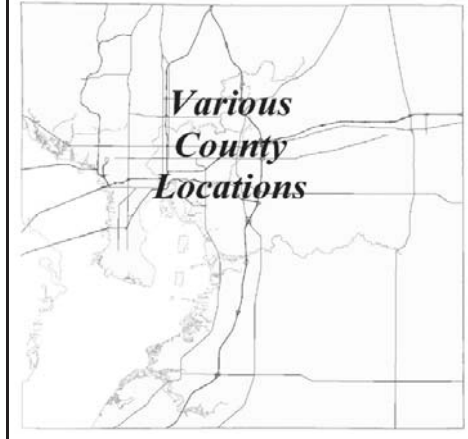
PROGRAM: PARKS

PROJECT DESCRIPTION:

Improvements to various county tennis courts to increase capacity.

Neighborhood Community Area:

Various



OPERATING COST IMPACT:

To be determined.

PROJECT COMPLETION DATE: Dec 2018

Sources of Funds (in \$000s):	Total Estimated Sources	Prior Revenues	FY 18		FY 19	FY 20	FY 21	FY 22	FY 23	Future
			Carryforward	Additional						
Boat Fees	\$0	\$0	\$0	\$0	\$0	\$0	\$0	\$0	\$0	\$0
Community Invest. Tax I	0	0	0	0	0	0	0	0	0	0
Community Invest. Tax II	0	0	0	0	0	0	0	0	0	0
Community Invest. Tax III	0	0	0	0	0	0	0	0	0	0
Financing	0	0	0	0	0	0	0	0	0	0
General Revenues	0	0	0	0	0	0	0	0	0	0
General Revenues-R3M	0	0	0	0	0	0	0	0	0	0
Grants & County Match	0	0	0	0	0	0	0	0	0	0
Impact Fees	600	0	600	0	0	0	0	0	0	0
Other	0	0	0	0	0	0	0	0	0	0
Undetermined	0	0	0	0	0	0	0	0	0	0
Subtotal FY18			\$600	\$0						
Total	\$600	\$0	\$600	\$0	\$0	\$0	\$0	\$0	\$0	\$0

Uses of Funds (in \$000s):	Total Estimated Cost	Prior Expenses	FY 18		FY 19	FY 20	FY 21	FY 22	FY 23	Future
			Carryforward	Additional						
Administration	\$50	\$0	\$50	\$0	\$0	\$0	\$0	\$0	\$0	\$0
Construction	500	0	500	0	0	0	0	0	0	0
Design	50	0	50	0	0	0	0	0	0	0
Development	0	0	0	0	0	0	0	0	0	0
Equipment	0	0	0	0	0	0	0	0	0	0
Land/ROW	0	0	0	0	0	0	0	0	0	0
Non-Capital	0	0	0	0	0	0	0	0	0	0
Subtotal FY18			\$600	\$0						
Total	\$600	\$0	\$600	\$0	\$0	\$0	\$0	\$0	\$0	\$0

PROJECT TITLE:
CITRUS PARK EXPANSION/IMPROVEMENTS
CIE REQUIREMENTS: Y
LEVEL OF SERVICE IMPACT: F

PROJECT NUMBER: C89318000
PROGRAM: PARKS

PROJECT DESCRIPTION:

The project includes land acquisition adjacent to the existing Citrus Park and improvements to the park as funds will allow. The project cost was also used to fund a new court cover at Citrus Park Elementary School.

Neighborhood Community Area:



OPERATING COST IMPACT:

Operating cost impact is estimated to be an additional \$30,000 per year.

PROJECT COMPLETION DATE: Dec 2019

Sources of Funds (in \$000s):	Total Estimated Sources	Prior Revenues	FY 18		FY 19	FY 20	FY 21	FY 22	FY 23	Future
			Carryforward	Additional						
Boat Fees	\$0	\$0	\$0	\$0	\$0	\$0	\$0	\$0	\$0	\$0
Community Invest. Tax I	0	0	0	0	0	0	0	0	0	0
Community Invest. Tax II	0	0	0	0	0	0	0	0	0	0
Community Invest. Tax III	0	0	0	0	0	0	0	0	0	0
Financing	500	0	500	0	0	0	0	0	0	0
General Revenues	2,442	1,614	828	0	0	0	0	0	0	0
General Revenues-R3M	0	0	0	0	0	0	0	0	0	0
Grants & County Match	0	0	0	0	0	0	0	0	0	0
Impact Fees	0	0	0	0	0	0	0	0	0	0
Other	0	0	0	0	0	0	0	0	0	0
Undetermined	0	0	0	0	0	0	0	0	0	0
Subtotal FY18			\$1,328	\$0						
Total	\$2,942	\$1,614	\$1,328	\$0	\$0	\$0	\$0	\$0	\$0	\$0

Uses of Funds (in \$000s):	Total Estimated Cost	Prior Expenses	FY 18		FY 19	FY 20	FY 21	FY 22	FY 23	Future
			Carryforward	Additional						
Administration	\$24	\$24	\$0	\$0	\$0	\$0	\$0	\$0	\$0	\$0
Construction	677	177	500	0	0	0	0	0	0	0
Design	27	27	0	0	0	0	0	0	0	0
Development	2	2	0	0	0	0	0	0	0	0
Equipment	0	0	0	0	0	0	0	0	0	0
Land/ROW	2,055	1,227	828	0	0	0	0	0	0	0
Non-Capital	157	157	0	0	0	0	0	0	0	0
Subtotal FY18			\$1,328	\$0						
Total	\$2,942	\$1,614	\$1,328	\$0	\$0	\$0	\$0	\$0	\$0	\$0

PROJECT TITLE:
COCKROACH BAY BOAT RAMP
CIE REQUIREMENTS: Y
LEVEL OF SERVICE IMPACT: M

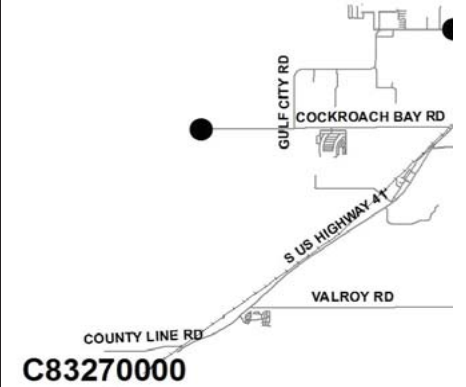
PROJECT NUMBER: C83270000
PROGRAM: PARKS

PROJECT DESCRIPTION:

Enhance and improve the existing boat ramp with associated amenities as necessary.

Neighborhood Community Area:

To Be Determined



OPERATING COST IMPACT:

There are no additional operating or maintenance costs associated with this project.

PROJECT COMPLETION DATE: Jun 2018

Sources of Funds (in \$000s):	Total Estimated Sources	Prior Revenues	FY 18		FY 19	FY 20	FY 21	FY 22	FY 23	Future
			Carryforward	Additional						
Boat Fees	\$500	\$0	\$200	\$300	\$0	\$0	\$0	\$0	\$0	\$0
Community Invest. Tax I	0	0	0	0	0	0	0	0	0	0
Community Invest. Tax II	0	0	0	0	0	0	0	0	0	0
Community Invest. Tax III	0	0	0	0	0	0	0	0	0	0
Financing	0	0	0	0	0	0	0	0	0	0
General Revenues	0	0	0	0	0	0	0	0	0	0
General Revenues-R3M	0	0	0	0	0	0	0	0	0	0
Grants & County Match	0	0	0	0	0	0	0	0	0	0
Impact Fees	0	0	0	0	0	0	0	0	0	0
Other	0	0	0	0	0	0	0	0	0	0
Undetermined	0	0	0	0	0	0	0	0	0	0
Subtotal FY18			\$200	\$300						
Total	\$500	\$0	\$500	\$300	\$0	\$0	\$0	\$0	\$0	\$0

Uses of Funds (in \$000s):	Total Estimated Cost	Prior Expenses	FY 18		FY 19	FY 20	FY 21	FY 22	FY 23	Future
			Carryforward	Additional						
Administration	\$0	\$0	\$0	\$0	\$0	\$0	\$0	\$0	\$0	\$0
Construction	500	0	200	300	0	0	0	0	0	0
Design	0	0	0	0	0	0	0	0	0	0
Development	0	0	0	0	0	0	0	0	0	0
Equipment	0	0	0	0	0	0	0	0	0	0
Land/ROW	0	0	0	0	0	0	0	0	0	0
Non-Capital	0	0	0	0	0	0	0	0	0	0
Subtotal FY18			\$200	\$300						
Total	\$500	\$0	\$500	\$300	\$0	\$0	\$0	\$0	\$0	\$0

PROJECT TITLE:
 COUNTY FAIRGROUND EVENT CENTER
 CIE REQUIREMENTS: Y
 LEVEL OF SERVICE IMPACT: E

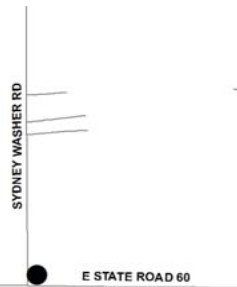
PROJECT NUMBER: C83264000
 PROGRAM: PARKS

PROJECT DESCRIPTION:

This project provides Phosphate Severance Tax (PST) funding for various capital improvements to the existing Hillsborough County Fairgrounds located at the northeast corner of State Road 60 and Sydney Washer Road as requested by the Greater Hillsborough Fair Association and as described in the agreement with the County dated August 5, 2015. The agreement provides a list of equipment and building enhancements deemed necessary to increase the number of visitors and improve visitor experience. The Fair Association will be responsible for the design, permitting, construction and procurement of the items.

Neighborhood Community Area:

East Rural



83264000

OPERATING COST IMPACT:

No significant change in operating cost to the County is anticipated.

PROJECT COMPLETION DATE: TBD

Sources of Funds (in \$000s):	Total	Prior	FY 18		FY 19	FY 20	FY 21	FY 22	FY 23	Future
	Estimated	Revenues	Carryforward	Additional						
Boat Fees	\$0	\$0	\$0	\$0	\$0	\$0	\$0	\$0	\$0	\$0
Community Invest. Tax I	0	0	0	0	0	0	0	0	0	0
Community Invest. Tax II	0	0	0	0	0	0	0	0	0	0
Community Invest. Tax III	0	0	0	0	0	0	0	0	0	0
Financing	0	0	0	0	0	0	0	0	0	0
General Revenues	807	529	178	100	0	0	0	0	0	0
General Revenues-R3M	0	0	0	0	0	0	0	0	0	0
Grants & County Match	0	0	0	0	0	0	0	0	0	0
Impact Fees	0	0	0	0	0	0	0	0	0	0
Other	0	0	0	0	0	0	0	0	0	0
Undetermined	0	0	0	0	0	0	0	0	0	0
Subtotal FY18			\$178	\$100						
Total	\$807	\$529	\$278	\$100	\$0	\$0	\$0	\$0	\$0	\$0

Uses of Funds (in \$000s):	Total	Prior	FY 18		FY 19	FY 20	FY 21	FY 22	FY 23	Future
	Estimated	Expenses	Carryforward	Additional						
Administration	\$0	\$0	\$0	\$0	\$0	\$0	\$0	\$0	\$0	\$0
Construction	0	0	0	0	0	0	0	0	0	0
Design	0	0	0	0	0	0	0	0	0	0
Development	0	0	0	0	0	0	0	0	0	0
Equipment	0	0	0	0	0	0	0	0	0	0
Land/ROW	0	0	0	0	0	0	0	0	0	0
Non-Capital	807	529	178	100	0	0	0	0	0	0
Subtotal FY18			\$178	\$100						
Total	\$807	\$529	\$278	\$100	\$0	\$0	\$0	\$0	\$0	\$0

PROJECT TITLE:
 COUNTY MARINE SAFETY FACILITY & EQUIPMENT IMPROVEMENTS
 CIE REQUIREMENTS: Y
 LEVEL OF SERVICE IMPACT: M

PROJECT NUMBER: C83262000
 PROGRAM: PARKS

PROJECT DESCRIPTION:

Project to fund a joint Marine Facility w/ Fire Rescue in partnership w/ TECO, FWC, and the University of Florida. Design and construction of an expanded dock and vessel lift in vicinity of TECO Energy Plant in South County for joint use by Fire Rescue as well as County's Rapid Response Team Marine Safety Unit. Improvements will directly relate to County's efforts to maintain channel markers and aids to navigation in County waterways, as well as improve derelict vessel removal operations and enhance Public Safety thru improved response time for Fire Rescue for all maritime calls for service.

Neighborhood Community Area:

To Be Determined



OPERATING COST IMPACT:

Additional annual operating cost impact is estimated at \$5,000.

PROJECT COMPLETION DATE: TBD

Sources of Funds (in \$000s):	Total	Prior	FY 18		FY 19	FY 20	FY 21	FY 22	FY 23	Future
	Estimated	Revenues	Carryforward	Additional						
Boat Fees	\$689	\$0	\$389	\$50	\$50	\$50	\$50	\$50	\$50	\$0
Community Invest. Tax I	0	0	0	0	0	0	0	0	0	0
Community Invest. Tax II	0	0	0	0	0	0	0	0	0	0
Community Invest. Tax III	0	0	0	0	0	0	0	0	0	0
Financing	0	0	0	0	0	0	0	0	0	0
General Revenues	0	0	0	0	0	0	0	0	0	0
General Revenues-R3M	0	0	0	0	0	0	0	0	0	0
Grants & County Match	0	0	0	0	0	0	0	0	0	0
Impact Fees	0	0	0	0	0	0	0	0	0	0
Other	0	0	0	0	0	0	0	0	0	0
Undetermined	0	0	0	0	0	0	0	0	0	0
Subtotal FY18			\$389	\$50						
Total	\$689	\$0	\$439	\$50	\$50	\$50	\$50	\$50	\$50	\$0

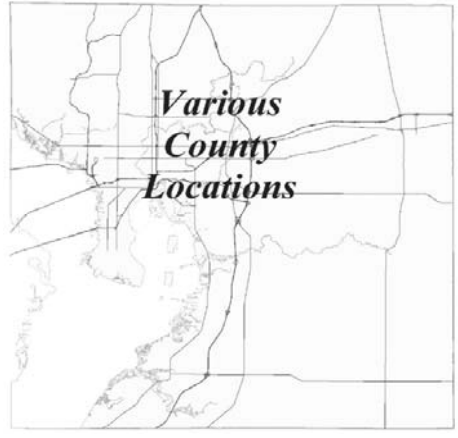
Uses of Funds (in \$000s):	Total	Prior	FY 18		FY 19	FY 20	FY 21	FY 22	FY 23	Future
	Estimated	Expenses	Carryforward	Additional						
Administration	\$0	\$0	\$0	\$0	\$0	\$0	\$0	\$0	\$0	\$0
Construction	300	0	300	0	0	0	0	0	0	0
Design	39	0	39	0	0	0	0	0	0	0
Development	0	0	0	0	0	0	0	0	0	0
Equipment	0	0	0	0	0	0	0	0	0	0
Land/ROW	0	0	0	0	0	0	0	0	0	0
Non-Capital	350	0	50	50	50	50	50	50	50	0
Subtotal FY18			\$389	\$50						
Total	\$689	\$0	\$439	\$50	\$50	\$50	\$50	\$50	\$50	\$0

PROJECT TITLE:
COUNTYWIDE PARK IMPACT FEE ENHANCEMENTS
CIE REQUIREMENTS: Y
LEVEL OF SERVICE IMPACT: M

PROJECT NUMBER: C83278000
PROGRAM: PARKS

PROJECT DESCRIPTION:
Improvements to various county parks to increase capacity.

Neighborhood Community Area:
Various



OPERATING COST IMPACT:
To be determined.

PROJECT COMPLETION DATE: TBD

Sources of Funds (in \$000s):	Total Estimated Sources	Prior Revenues	FY 18		FY 19	FY 20	FY 21	FY 22	FY 23	Future
			Carryforward	Additional						
Boat Fees	\$0	\$0	\$0	\$0	\$0	\$0	\$0	\$0	\$0	\$0
Community Invest. Tax I	0	0	0	0	0	0	0	0	0	0
Community Invest. Tax II	0	0	0	0	0	0	0	0	0	0
Community Invest. Tax III	0	0	0	0	0	0	0	0	0	0
Financing	0	0	0	0	0	0	0	0	0	0
General Revenues	0	0	0	0	0	0	0	0	0	0
General Revenues-R3M	0	0	0	0	0	0	0	0	0	0
Grants & County Match	0	0	0	0	0	0	0	0	0	0
Impact Fees	2,050	7	1,243	800	0	0	0	0	0	0
Other	0	0	0	0	0	0	0	0	0	0
Undetermined	0	0	0	0	0	0	0	0	0	0
Subtotal FY18			\$1,243	\$800						
Total	\$2,050	\$7	\$2,043	\$800	\$0	\$0	\$0	\$0	\$0	\$0

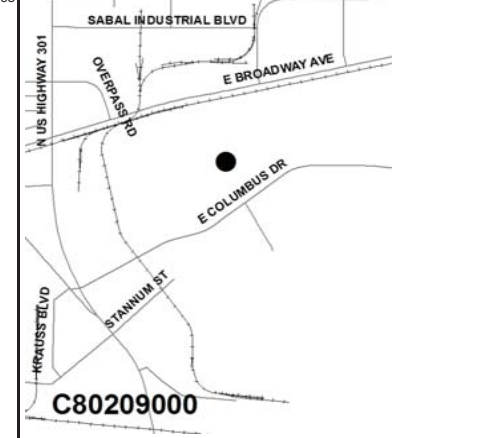
Uses of Funds (in \$000s):	Total Estimated Cost	Prior Expenses	FY 18		FY 19	FY 20	FY 21	FY 22	FY 23	Future
			Carryforward	Additional						
Administration	\$0	\$0	\$0	\$0	\$0	\$0	\$0	\$0	\$0	\$0
Construction	2,050	7	1,243	800	0	0	0	0	0	0
Design	0	0	0	0	0	0	0	0	0	0
Development	0	0	0	0	0	0	0	0	0	0
Equipment	0	0	0	0	0	0	0	0	0	0
Land/ROW	0	0	0	0	0	0	0	0	0	0
Non-Capital	0	0	0	0	0	0	0	0	0	0
Subtotal FY18			\$1,243	\$800						
Total	\$2,050	\$7	\$2,043	\$800	\$0	\$0	\$0	\$0	\$0	\$0

PROJECT TITLE:
COUNTYWIDE SOCCER COMPLEX
CIE REQUIREMENTS: Y
LEVEL OF SERVICE IMPACT: F

PROJECT NUMBER: C80209000
PROGRAM: PARKS

PROJECT DESCRIPTION:
This project will design and construct a regional tournament soccer complex to include restrooms, concession stands, parking, lighting, and maintenance building. The selected location is a county owned property.

Neighborhood Community Area:
Countywide



OPERATING COST IMPACT:
To be determined.

PROJECT COMPLETION DATE: TBD

Sources of Funds (in \$000s):	Total Estimated Sources	Prior Revenues	FY 18		FY 19	FY 20	FY 21	FY 22	FY 23	Future
			Carryforward	Additional						
Boat Fees	\$0	\$0	\$0	\$0	\$0	\$0	\$0	\$0	\$0	\$0
Community Invest. Tax I	0	0	0	0	0	0	0	0	0	0
Community Invest. Tax II	0	0	0	0	0	0	0	0	0	0
Community Invest. Tax III	14,968	132	14,836	0	0	0	0	0	0	0
Financing	0	0	0	0	0	0	0	0	0	0
General Revenues	32	29	3	0	0	0	0	0	0	0
General Revenues-R3M	0	0	0	0	0	0	0	0	0	0
Grants & County Match	0	0	0	0	0	0	0	0	0	0
Impact Fees	0	0	0	0	0	0	0	0	0	0
Other	0	0	0	0	0	0	0	0	0	0
Undetermined	0	0	0	0	0	0	0	0	0	0
Subtotal FY18			\$14,838	\$0						
Total	\$15,000	\$162	\$14,838	\$0	\$0	\$0	\$0	\$0	\$0	\$0

Uses of Funds (in \$000s):	Total Estimated Cost	Prior Expenses	FY 18		FY 19	FY 20	FY 21	FY 22	FY 23	Future
			Carryforward	Additional						
Administration	\$270	\$10	\$260	\$0	\$0	\$0	\$0	\$0	\$0	\$0
Construction	11,971	2	11,969	0	0	0	0	0	0	0
Design	1,187	135	1,051	0	0	0	0	0	0	0
Development	4	4	0	0	0	0	0	0	0	0
Equipment	1,558	0	1,558	0	0	0	0	0	0	0
Land/ROW	11	11	0	0	0	0	0	0	0	0
Non-Capital	0	0	0	0	0	0	0	0	0	0
Subtotal FY18			\$14,838	\$0						
Total	\$15,000	\$162	\$14,838	\$0	\$0	\$0	\$0	\$0	\$0	\$0

PROJECT TITLE:
COURTNEY CAMPBELL SCENIC HIGHWAY TRAIL
CIE REQUIREMENTS: Y
LEVEL OF SERVICE IMPACT: E

PROJECT NUMBER: C83253000
PROGRAM: PARKS

PROJECT DESCRIPTION:

This project will provide funding for amenities such as shade structures, bike racks, signs, benches, trash receptacles, etc. to support the new 5.5 miles of trail constructed by FDOT at Courtney Campbell Causeway from Bayport Dr. to the Hillsborough County Line.

Neighborhood Community Area:
Town and Country



OPERATING COST IMPACT:

There are no additional operating or maintenance costs associated with this project.

PROJECT COMPLETION DATE: Jun 2018

Sources of Funds (in \$000s):	Total Estimated Sources	Prior Revenues	FY 18		FY 19	FY 20	FY 21	FY 22	FY 23	Future
			Carryforward	Additional						
Boat Fees	\$0	\$0	\$0	\$0	\$0	\$0	\$0	\$0	\$0	\$0
Community Invest. Tax I	0	0	0	0	0	0	0	0	0	0
Community Invest. Tax II	0	0	0	0	0	0	0	0	0	0
Community Invest. Tax III	0	0	0	0	0	0	0	0	0	0
Financing	0	0	0	0	0	0	0	0	0	0
General Revenues	1,253	51	1,202	0	0	0	0	0	0	0
General Revenues-R3M	0	0	0	0	0	0	0	0	0	0
Grants & County Match	0	0	0	0	0	0	0	0	0	0
Impact Fees	0	0	0	0	0	0	0	0	0	0
Other	0	0	0	0	0	0	0	0	0	0
Undetermined	0	0	0	0	0	0	0	0	0	0
Subtotal FY18			\$1,202	\$0						
Total	\$1,253	\$51	\$1,202	\$0	\$0	\$0	\$0	\$0	\$0	\$0

Uses of Funds (in \$000s):	Total Estimated Cost	Prior Expenses	FY 18		FY 19	FY 20	FY 21	FY 22	FY 23	Future
			Carryforward	Additional						
Administration	\$0	\$0	\$0	\$0	\$0	\$0	\$0	\$0	\$0	\$0
Construction	0	0	0	0	0	0	0	0	0	0
Design	0	0	0	0	0	0	0	0	0	0
Development	0	0	0	0	0	0	0	0	0	0
Equipment	0	0	0	0	0	0	0	0	0	0
Land/ROW	0	0	0	0	0	0	0	0	0	0
Non-Capital	1,253	51	1,202	0	0	0	0	0	0	0
Subtotal FY18			\$1,202	\$0						
Total	\$1,253	\$51	\$1,202	\$0	\$0	\$0	\$0	\$0	\$0	\$0

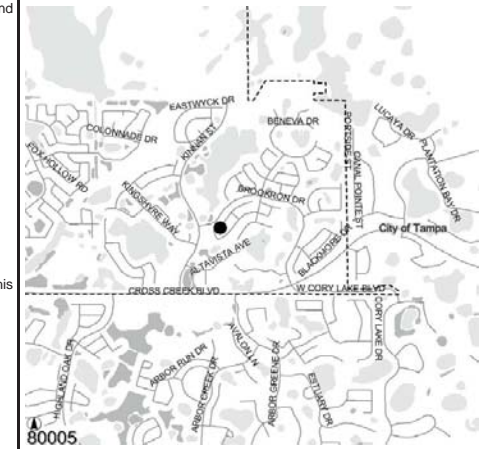
PROJECT TITLE:
CROSS CREEK PARK CONSTRUCTION
CIE REQUIREMENTS: Y
LEVEL OF SERVICE IMPACT: F

PROJECT NUMBER: C80005000
PROGRAM: PARKS

PROJECT DESCRIPTION:

Construction of a 12 acre neighborhood park next to Pride Elementary. Park will include multi-purpose courts, a parking area, children's playground and ball fields.

Neighborhood Community Area:
East Rural



OPERATING COST IMPACT:

There are no additional operating or maintenance costs associated with this project.

PROJECT COMPLETION DATE: TBD

Sources of Funds (in \$000s):	Total Estimated Sources	Prior Revenues	FY 18		FY 19	FY 20	FY 21	FY 22	FY 23	Future
			Carryforward	Additional						
Boat Fees	\$0	\$0	\$0	\$0	\$0	\$0	\$0	\$0	\$0	\$0
Community Invest. Tax I	0	0	0	0	0	0	0	0	0	0
Community Invest. Tax II	0	0	0	0	0	0	0	0	0	0
Community Invest. Tax III	0	0	0	0	0	0	0	0	0	0
Financing	0	0	0	0	0	0	0	0	0	0
General Revenues	972	2	970	0	0	0	0	0	0	0
General Revenues-R3M	0	0	0	0	0	0	0	0	0	0
Grants & County Match	0	0	0	0	0	0	0	0	0	0
Impact Fees	882	404	478	0	0	0	0	0	0	0
Other	0	0	0	0	0	0	0	0	0	0
Undetermined	0	0	0	0	0	0	0	0	0	0
Subtotal FY18			\$1,448	\$0						
Total	\$1,854	\$406	\$1,448	\$0	\$0	\$0	\$0	\$0	\$0	\$0

Uses of Funds (in \$000s):	Total Estimated Cost	Prior Expenses	FY 18		FY 19	FY 20	FY 21	FY 22	FY 23	Future
			Carryforward	Additional						
Administration	\$16	\$16	\$0	\$0	\$0	\$0	\$0	\$0	\$0	\$0
Construction	1,703	358	1,345	0	0	0	0	0	0	0
Design	114	24	90	0	0	0	0	0	0	0
Development	0	0	0	0	0	0	0	0	0	0
Equipment	13	0	13	0	0	0	0	0	0	0
Land/ROW	8	8	0	0	0	0	0	0	0	0
Non-Capital	0	0	0	0	0	0	0	0	0	0
Subtotal FY18			\$1,448	\$0						
Total	\$1,854	\$406	\$1,448	\$0	\$0	\$0	\$0	\$0	\$0	\$0

PROJECT TITLE:
CYPRESS CREEK ELAPP SITE ACCESS IMPROVEMENT
CIE REQUIREMENTS: Y
LEVEL OF SERVICE IMPACT: E

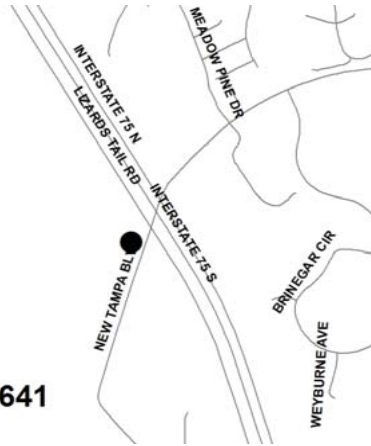
PROJECT NUMBER: C83641000

PROGRAM: PARKS

PROJECT DESCRIPTION:

Design and construct a new entrance to the Cypress Creek ELAPP preserve to enable public parking and pedestrian access to portions of the preserve. Additional improvements may include the design and construction of an informational kiosk, additional signage, boardwalk, hiking trail and other improvements designed to allow the public to gain better access to the preserve. Lennar Homes, Inc. donated \$250,000 for this project and the improvements are mandated by the contract for purchase and sale between Lennar Land Partners and Hillsborough County.

Neighborhood Community Area:
City of Tampa



OPERATING COST IMPACT:

There are no additional operating or maintenance costs associated with this project.

PROJECT COMPLETION DATE: Post Construction

Sources of Funds (in \$000s):	Total	Prior	FY 18		FY 19	FY 20	FY 21	FY 22	FY 23	Future
	Estimated	Revenues	Carryforward	Additional						
Boat Fees	\$0	\$0	\$0	\$0	\$0	\$0	\$0	\$0	\$0	\$0
Community Invest. Tax I	0	0	0	0	0	0	0	0	0	0
Community Invest. Tax II	0	0	0	0	0	0	0	0	0	0
Community Invest. Tax III	0	0	0	0	0	0	0	0	0	0
Financing	0	0	0	0	0	0	0	0	0	0
General Revenues	293	210	83	0	0	0	0	0	0	0
General Revenues-R3M	0	0	0	0	0	0	0	0	0	0
Grants & County Match	0	0	0	0	0	0	0	0	0	0
Impact Fees	0	0	0	0	0	0	0	0	0	0
Other	0	0	0	0	0	0	0	0	0	0
Undetermined	0	0	0	0	0	0	0	0	0	0
Subtotal FY18			\$83	\$0						
Total	\$293	\$210	\$83	\$0	\$0	\$0	\$0	\$0	\$0	\$0

Uses of Funds (in \$000s):	Total	Prior	FY 18		FY 19	FY 20	FY 21	FY 22	FY 23	Future
	Estimated	Expenses	Carryforward	Additional						
Administration	\$0	\$0	\$0	\$0	\$0	\$0	\$0	\$0	\$0	\$0
Construction	179	179	0	0	0	0	0	0	0	0
Design	22	22	0	0	0	0	0	0	0	0
Development	0	0	0	0	0	0	0	0	0	0
Equipment	0	0	0	0	0	0	0	0	0	0
Land/ROW	0	0	0	0	0	0	0	0	0	0
Non-Capital	92	9	83	0	0	0	0	0	0	0
Subtotal FY18			\$83	\$0						
Total	\$293	\$210	\$83	\$0	\$0	\$0	\$0	\$0	\$0	\$0

PROJECT TITLE:
EG SIMMONS/ECO TOURISM
CIE REQUIREMENTS: Y
LEVEL OF SERVICE IMPACT: E

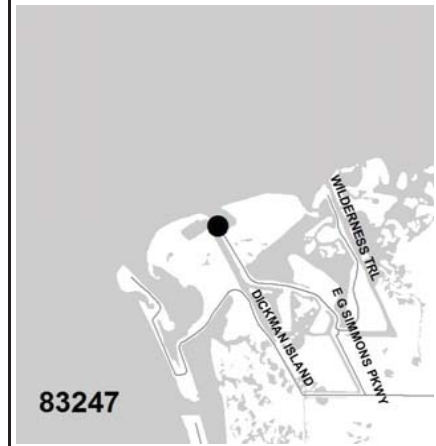
PROJECT NUMBER: C83247000

PROGRAM: PARKS

PROJECT DESCRIPTION:

The project includes the design and construction of improvements to the EG Simmons Park such as beach erosion control and other amenities to expand eco-friendly and recreational activities at the park.

Neighborhood Community Area:
Ruskin



OPERATING COST IMPACT:

To be determined.

PROJECT COMPLETION DATE: Dec 2018

Sources of Funds (in \$000s):	Total	Prior	FY 18		FY 19	FY 20	FY 21	FY 22	FY 23	Future
	Estimated	Revenues	Carryforward	Additional						
Boat Fees	\$0	\$0	\$0	\$0	\$0	\$0	\$0	\$0	\$0	\$0
Community Invest. Tax I	0	0	0	0	0	0	0	0	0	0
Community Invest. Tax II	0	0	0	0	0	0	0	0	0	0
Community Invest. Tax III	0	0	0	0	0	0	0	0	0	0
Financing	1,000	204	796	0	0	0	0	0	0	0
General Revenues	500	324	176	0	0	0	0	0	0	0
General Revenues-R3M	0	0	0	0	0	0	0	0	0	0
Grants & County Match	0	0	0	0	0	0	0	0	0	0
Impact Fees	550	0	550	0	0	0	0	0	0	0
Other	0	0	0	0	0	0	0	0	0	0
Undetermined	700	0	0	0	0	0	0	0	0	700
Subtotal FY18			\$1,521	\$0						
Total	\$2,750	\$529	\$1,521	\$0	\$0	\$0	\$0	\$0	\$0	\$700

Uses of Funds (in \$000s):	Total	Prior	FY 18		FY 19	FY 20	FY 21	FY 22	FY 23	Future
	Estimated	Expenses	Carryforward	Additional						
Administration	\$10	\$10	\$0	\$0	\$0	\$0	\$0	\$0	\$0	\$0
Construction	2,726	505	1,521	0	0	0	0	0	0	700
Design	14	14	0	0	0	0	0	0	0	0
Development	0	0	0	0	0	0	0	0	0	0
Equipment	0	0	0	0	0	0	0	0	0	0
Land/ROW	0	0	0	0	0	0	0	0	0	0
Non-Capital	0	0	0	0	0	0	0	0	0	0
Subtotal FY18			\$1,521	\$0						
Total	\$2,750	\$529	\$1,521	\$0	\$0	\$0	\$0	\$0	\$0	\$700

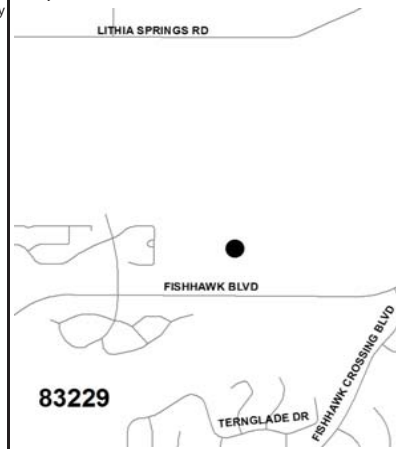
PROJECT TITLE:
FISHHAWK RECREATION CENTER
CIE REQUIREMENTS: Y
LEVEL OF SERVICE IMPACT: E

PROJECT NUMBER: C83229000
PROGRAM: PARKS

PROJECT DESCRIPTION:

This Project is to design and construct up to 10,000 sf Multi-Purpose Recreation Center and associated improvements on County owned property within the Fishhawk sports complex area to enhance/accommodate various recreation programs, Basketball, Volleyball and other organized indoor activities to afford safe and wholesome programmed activities. Funding not determined.

Neighborhood Community Area:
Boyette



OPERATING COST IMPACT:

Operating cost is estimated to be an additional \$20,000 per year.

PROJECT COMPLETION DATE: TBD

Sources of Funds (in \$000s):	Total Estimated Sources	Prior Revenues	FY 18		FY 19	FY 20	FY 21	FY 22	FY 23	Future
			Carryforward	Additional						
Boat Fees	\$0	\$0	\$0	\$0	\$0	\$0	\$0	\$0	\$0	\$0
Community Invest. Tax I	0	0	0	0	0	0	0	0	0	0
Community Invest. Tax II	0	0	0	0	0	0	0	0	0	0
Community Invest. Tax III	0	0	0	0	0	0	0	0	0	0
Financing	0	0	0	0	0	0	0	0	0	0
General Revenues	0	0	0	0	0	0	0	0	0	0
General Revenues-R3M	0	0	0	0	0	0	0	0	0	0
Grants & County Match	0	0	0	0	0	0	0	0	0	0
Impact Fees	0	0	0	0	0	0	0	0	0	0
Other	0	0	0	0	0	0	0	0	0	0
Undetermined	2,200	0	0	0	0	0	0	0	0	2,200
Subtotal FY18			\$0	\$0						
Total	\$2,200	\$0	\$0	\$0	\$0	\$0	\$0	\$0	\$0	\$2,200

Uses of Funds (in \$000s):	Total Estimated Cost	Prior Expenses	FY 18		FY 19	FY 20	FY 21	FY 22	FY 23	Future
			Carryforward	Additional						
Administration	\$0	\$0	\$0	\$0	\$0	\$0	\$0	\$0	\$0	\$0
Construction	2,200	0	0	0	0	0	0	0	0	2,200
Design	0	0	0	0	0	0	0	0	0	0
Development	0	0	0	0	0	0	0	0	0	0
Equipment	0	0	0	0	0	0	0	0	0	0
Land/ROW	0	0	0	0	0	0	0	0	0	0
Non-Capital	0	0	0	0	0	0	0	0	0	0
Subtotal FY18			\$0	\$0						
Total	\$2,200	\$0	\$0	\$0	\$0	\$0	\$0	\$0	\$0	\$2,200

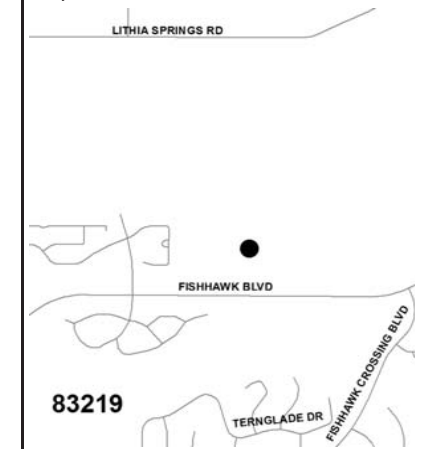
PROJECT TITLE:
FISHHAWK SPORTS COMPLEX EXPANSION PHASE I
CIE REQUIREMENTS: Y
LEVEL OF SERVICE IMPACT: F

PROJECT NUMBER: C83219000
PROGRAM: PARKS

PROJECT DESCRIPTION:

Expand existing FishHawk Sports complex to accommodate expansion of sports programs. Project requires land transfer with adjacent developer. Project will include up to five additional fields including improvements at adjacent school property with support infrastructure such as utilities, parking, stormwater retention and ancillary buildings.

Neighborhood Community Area:
Boyette



OPERATING COST IMPACT:

Operating cost is estimated to be an additional \$40,000 per year.

PROJECT COMPLETION DATE: Post Construction

Sources of Funds (in \$000s):	Total Estimated Sources	Prior Revenues	FY 18		FY 19	FY 20	FY 21	FY 22	FY 23	Future
			Carryforward	Additional						
Boat Fees	\$0	\$0	\$0	\$0	\$0	\$0	\$0	\$0	\$0	\$0
Community Invest. Tax I	0	0	0	0	0	0	0	0	0	0
Community Invest. Tax II	0	0	0	0	0	0	0	0	0	0
Community Invest. Tax III	0	0	0	0	0	0	0	0	0	0
Financing	0	0	0	0	0	0	0	0	0	0
General Revenues	0	0	0	0	0	0	0	0	0	0
General Revenues-R3M	0	0	0	0	0	0	0	0	0	0
Grants & County Match	0	0	0	0	0	0	0	0	0	0
Impact Fees	3,150	3,085	65	0	0	0	0	0	0	0
Other	0	0	0	0	0	0	0	0	0	0
Undetermined	0	0	0	0	0	0	0	0	0	0
Subtotal FY18			\$65	\$0						
Total	\$3,150	\$3,085	\$65	\$0	\$0	\$0	\$0	\$0	\$0	\$0

Uses of Funds (in \$000s):	Total Estimated Cost	Prior Expenses	FY 18		FY 19	FY 20	FY 21	FY 22	FY 23	Future
			Carryforward	Additional						
Administration	\$30	\$30	\$0	\$0	\$0	\$0	\$0	\$0	\$0	\$0
Construction	2,918	2,853	65	0	0	0	0	0	0	0
Design	201	201	0	0	0	0	0	0	0	0
Development	1	1	0	0	0	0	0	0	0	0
Equipment	0	0	0	0	0	0	0	0	0	0
Land/ROW	0	0	0	0	0	0	0	0	0	0
Non-Capital	0	0	0	0	0	0	0	0	0	0
Subtotal FY18			\$65	\$0						
Total	\$3,150	\$3,085	\$65	\$0	\$0	\$0	\$0	\$0	\$0	\$0

PROJECT TITLE:
FLATWOODS PARK TRAIL REPAIRS
CIE REQUIREMENTS: Y
LEVEL OF SERVICE IMPACT: M

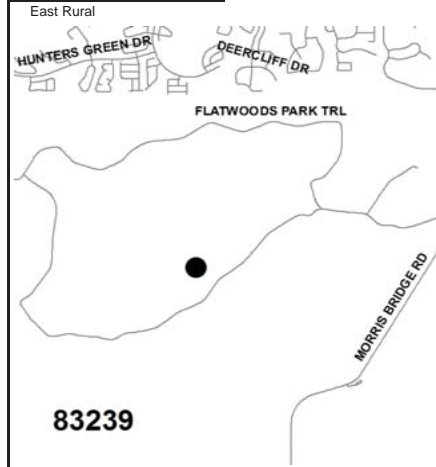
PROJECT NUMBER: C83239000

PROGRAM: PARKS

PROJECT DESCRIPTION:

Project is for performing repairs to the 8.5 miles long asphalt trail. Repairs will consist of milling 3.5 inches of existing asphalt pavement in all areas, repair shoulders of road utilizing asphalt millings from existing road and paving all areas.

Neighborhood Community Area:



OPERATING COST IMPACT:

There are no operating or maintenance costs associated with this project.

PROJECT COMPLETION DATE: Dec 2017

Sources of Funds (in \$000s):	Total	Prior	FY 18		FY 19	FY 20	FY 21	FY 22	FY 23	Future
	Estimated	Revenues	Carryforward	Additional						
Boat Fees	\$0	\$0	\$0	\$0	\$0	\$0	\$0	\$0	\$0	\$0
Community Invest. Tax I	0	0	0	0	0	0	0	0	0	0
Community Invest. Tax II	0	0	0	0	0	0	0	0	0	0
Community Invest. Tax III	0	0	0	0	0	0	0	0	0	0
Financing	0	0	0	0	0	0	0	0	0	0
General Revenues	2,500	1,077	1,423	0	0	0	0	0	0	0
General Revenues-R3M	0	0	0	0	0	0	0	0	0	0
Grants & County Match	0	0	0	0	0	0	0	0	0	0
Impact Fees	0	0	0	0	0	0	0	0	0	0
Other	0	0	0	0	0	0	0	0	0	0
Undetermined	0	0	0	0	0	0	0	0	0	0
Subtotal FY18			\$1,423	\$0						
Total	\$2,500	\$1,077	\$1,423	\$0	\$0	\$0	\$0	\$0	\$0	\$0

Uses of Funds (in \$000s):	Total	Prior	FY 18		FY 19	FY 20	FY 21	FY 22	FY 23	Future
	Estimated	Expenses	Carryforward	Additional						
Administration	\$0	\$0	\$0	\$0	\$0	\$0	\$0	\$0	\$0	\$0
Construction	1,048	1,048	0	0	0	0	0	0	0	0
Design	0	0	0	0	0	0	0	0	0	0
Development	0	0	0	0	0	0	0	0	0	0
Equipment	0	0	0	0	0	0	0	0	0	0
Land/ROW	0	0	0	0	0	0	0	0	0	0
Non-Capital	1,452	29	1,423	0	0	0	0	0	0	0
Subtotal FY18			\$1,423	\$0						
Total	\$2,500	\$1,077	\$1,423	\$0	\$0	\$0	\$0	\$0	\$0	\$0

PROJECT TITLE:
GIBSONTON AREA RECREATION CENTER/GARDENVILLE SCHOOL RENOVATIONS
CIE REQUIREMENTS: Y
LEVEL OF SERVICE IMPACT: E

PROJECT NUMBER: C83226000

PROGRAM: PARKS

PROJECT DESCRIPTION:

This Project is to design and construct an up to 10,000 sf Multi-Purpose Recreation Center and associated improvements on property within the Gibsonton Area to enhance/accommodate various recreation programs, Basketball, Volleyball and other organized indoor activities to afford safe and wholesome programmed activities. The project also includes the renovation of the existing old schoolhouse at Gardenville Park to accommodate community programs.

Neighborhood Community Area:



OPERATING COST IMPACT:

Operating cost is estimated to be an additional \$35,000 per year.

PROJECT COMPLETION DATE: Post Construction

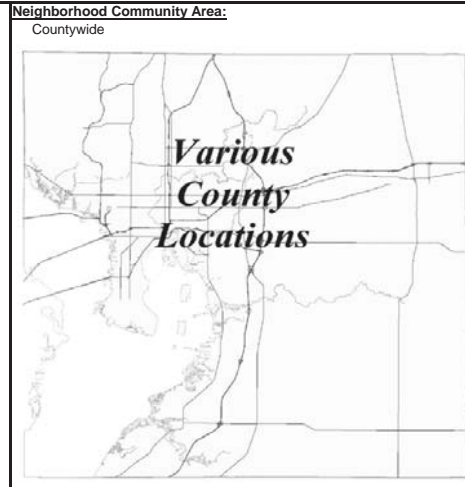
Sources of Funds (in \$000s):	Total	Prior	FY 18		FY 19	FY 20	FY 21	FY 22	FY 23	Future
	Estimated	Revenues	Carryforward	Additional						
Boat Fees	\$0	\$0	\$0	\$0	\$0	\$0	\$0	\$0	\$0	\$0
Community Invest. Tax I	0	0	0	0	0	0	0	0	0	0
Community Invest. Tax II	2,174	1,962	211	0	0	0	0	0	0	0
Community Invest. Tax III	0	0	0	0	0	0	0	0	0	0
Financing	0	0	0	0	0	0	0	0	0	0
General Revenues	0	0	0	0	0	0	0	0	0	0
General Revenues-R3M	0	0	0	0	0	0	0	0	0	0
Grants & County Match	862	862	0	0	0	0	0	0	0	0
Impact Fees	0	0	0	0	0	0	0	0	0	0
Other	0	0	0	0	0	0	0	0	0	0
Undetermined	0	0	0	0	0	0	0	0	0	0
Subtotal FY18			\$211	\$0						
Total	\$3,036	\$2,825	\$211	\$0	\$0	\$0	\$0	\$0	\$0	\$0

Uses of Funds (in \$000s):	Total	Prior	FY 18		FY 19	FY 20	FY 21	FY 22	FY 23	Future
	Estimated	Expenses	Carryforward	Additional						
Administration	\$47	\$47	\$0	\$0	\$0	\$0	\$0	\$0	\$0	\$0
Construction	2,732	2,521	211	0	0	0	0	0	0	0
Design	213	213	0	0	0	0	0	0	0	0
Development	0	0	0	0	0	0	0	0	0	0
Equipment	43	43	0	0	0	0	0	0	0	0
Land/ROW	0	0	0	0	0	0	0	0	0	0
Non-Capital	0	0	0	0	0	0	0	0	0	0
Subtotal FY18			\$211	\$0						
Total	\$3,036	\$2,825	\$211	\$0	\$0	\$0	\$0	\$0	\$0	\$0

PROJECT TITLE:
 JAN K. PLATT ENVIRONMENTAL LAND ACQUISITION & PROTECTION PROGRAM
 CIE REQUIREMENTS: Y
 LEVEL OF SERVICE IMPACT: F

PROJECT NUMBER: C89000000
 PROGRAM: PARKS

PROJECT DESCRIPTION:
 This account represents available funds to buy environmentally sensitive land throughout Hillsborough County.



OPERATING COST IMPACT:
 To be determined.

PROJECT COMPLETION DATE: Ongoing

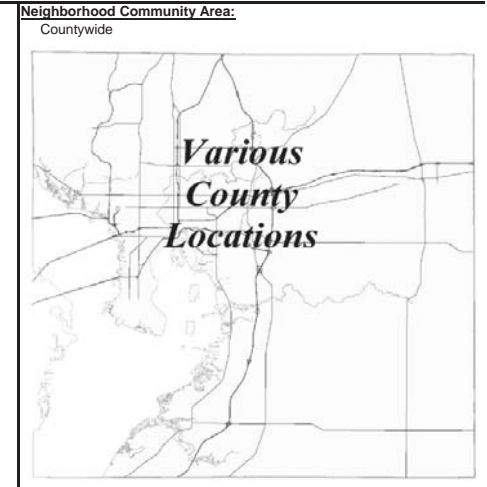
Sources of Funds (in \$000s):	Total Estimated Sources	Prior Revenues	FY 18		FY 19	FY 20	FY 21	FY 22	FY 23	Future
			Carryforward	Additional						
Boat Fees	\$0	\$0	\$0	\$0	\$0	\$0	\$0	\$0	\$0	\$0
Community Invest. Tax I	0	0	0	0	0	0	0	0	0	0
Community Invest. Tax II	0	0	0	0	0	0	0	0	0	0
Community Invest. Tax III	0	0	0	0	0	0	0	0	0	0
Financing	67,883	52,883	15,000	0	0	0	0	0	0	0
General Revenues	66,416	66,411	5	0	0	0	0	0	0	0
General Revenues-R3M	0	0	0	0	0	0	0	0	0	0
Grants & County Match	0	0	0	0	0	0	0	0	0	0
Impact Fees	0	0	0	0	0	0	0	0	0	0
Other	0	0	0	0	0	0	0	0	0	0
Undetermined	0	0	0	0	0	0	0	0	0	0
Subtotal FY18			\$15,005	\$0						
Total	\$134,300	\$119,295	\$15,005	\$0	\$0	\$0	\$0	\$0	\$0	\$0

Uses of Funds (in \$000s):	Total Estimated Cost	Prior Expenses	FY 18		FY 19	FY 20	FY 21	FY 22	FY 23	Future
			Carryforward	Additional						
Administration	\$244	\$244	\$0	\$0	\$0	\$0	\$0	\$0	\$0	\$0
Construction	59	59	0	0	0	0	0	0	0	0
Design	0	0	0	0	0	0	0	0	0	0
Development	1	1	0	0	0	0	0	0	0	0
Equipment	0	0	0	0	0	0	0	0	0	0
Land/ROW	133,955	118,950	15,005	0	0	0	0	0	0	0
Non-Capital	41	41	0	0	0	0	0	0	0	0
Subtotal FY18			\$15,005	\$0						
Total	\$134,300	\$119,295	\$15,005	\$0	\$0	\$0	\$0	\$0	\$0	\$0

PROJECT TITLE:
 JAN K. PLATT ENVIRONMENTAL LAND ACQUISITION & PROTECTION RESTORATION PROGRAM
 CIE REQUIREMENTS: Y
 LEVEL OF SERVICE IMPACT: F

PROJECT NUMBER: C89200000
 PROGRAM: PARKS

PROJECT DESCRIPTION:
 This account represents available funds for the restoration of environmentally sensitive land throughout Hillsborough County.



OPERATING COST IMPACT:
 To be determined.

PROJECT COMPLETION DATE: Ongoing

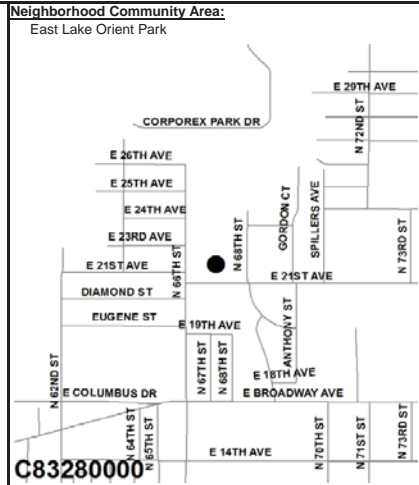
Sources of Funds (in \$000s):	Total Estimated Sources	Prior Revenues	FY 18		FY 19	FY 20	FY 21	FY 22	FY 23	Future
			Carryforward	Additional						
Boat Fees	\$0	\$0	\$0	\$0	\$0	\$0	\$0	\$0	\$0	\$0
Community Invest. Tax I	0	0	0	0	0	0	0	0	0	0
Community Invest. Tax II	0	0	0	0	0	0	0	0	0	0
Community Invest. Tax III	0	0	0	0	0	0	0	0	0	0
Financing	3,194	3,194	0	0	0	0	0	0	0	0
General Revenues	16,003	6,990	9,013	0	0	0	0	0	0	0
General Revenues-R3M	0	0	0	0	0	0	0	0	0	0
Grants & County Match	155	155	0	0	0	0	0	0	0	0
Impact Fees	0	0	0	0	0	0	0	0	0	0
Other	0	0	0	0	0	0	0	0	0	0
Undetermined	0	0	0	0	0	0	0	0	0	0
Subtotal FY18			\$9,013	\$0						
Total	\$19,351	\$10,338	\$9,013	\$0	\$0	\$0	\$0	\$0	\$0	\$0

Uses of Funds (in \$000s):	Total Estimated Cost	Prior Expenses	FY 18		FY 19	FY 20	FY 21	FY 22	FY 23	Future
			Carryforward	Additional						
Administration	\$5	\$5	\$0	\$0	\$0	\$0	\$0	\$0	\$0	\$0
Construction	1,384	1,384	0	0	0	0	0	0	0	0
Design	4,207	194	4,013	0	0	0	0	0	0	0
Development	77	77	0	0	0	0	0	0	0	0
Equipment	579	579	0	0	0	0	0	0	0	0
Land/ROW	6	6	0	0	0	0	0	0	0	0
Non-Capital	13,095	8,095	5,000	0	0	0	0	0	0	0
Subtotal FY18			\$9,013	\$0						
Total	\$19,351	\$10,338	\$9,013	\$0	\$0	\$0	\$0	\$0	\$0	\$0

PROJECT TITLE:
KENLY RECREATION CENTER HVAC REPLACEMENT (R3M)
CIE REQUIREMENTS: Y
LEVEL OF SERVICE IMPACT: M

PROJECT NUMBER: C83280000
PROGRAM: PARKS

PROJECT DESCRIPTION:
Project is for performing needed replacement of the HVAC system equipment and controls that have reached their useful life expectancy.



OPERATING COST IMPACT:
There are no additional or maintenance costs associated with this project.

PROJECT COMPLETION DATE: Sep 2018

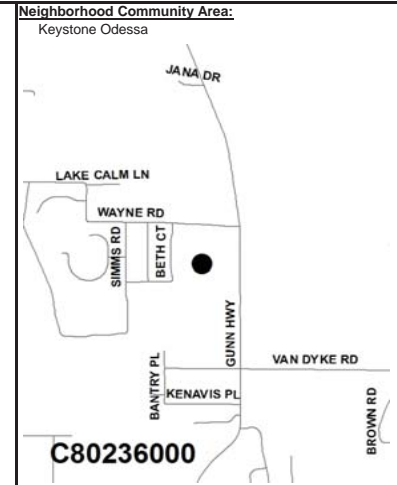
Sources of Funds (in \$000s):	Total Estimated	Prior	FY 18		FY 19	FY 20	FY 21	FY 22	FY 23	Future
	Sources	Revenues	Carryforward	Additional						
Boat Fees	\$0	\$0	\$0	\$0	\$0	\$0	\$0	\$0	\$0	\$0
Community Invest. Tax I	0	0	0	0	0	0	0	0	0	0
Community Invest. Tax II	0	0	0	0	0	0	0	0	0	0
Community Invest. Tax III	0	0	0	0	0	0	0	0	0	0
Financing	0	0	0	0	0	0	0	0	0	0
General Revenues	0	0	0	0	0	0	0	0	0	0
General Revenues-R3M	250	0	0	250	0	0	0	0	0	0
Grants & County Match	0	0	0	0	0	0	0	0	0	0
Impact Fees	0	0	0	0	0	0	0	0	0	0
Other	0	0	0	0	0	0	0	0	0	0
Undetermined	0	0	0	0	0	0	0	0	0	0
Subtotal FY18			\$0	\$250						
Total	\$250	\$0	\$250	\$250	\$0	\$0	\$0	\$0	\$0	\$0

Uses of Funds (in \$000s):	Total Estimated	Prior	FY 18		FY 19	FY 20	FY 21	FY 22	FY 23	Future
	Cost	Expenses	Carryforward	Additional						
Administration	\$0	\$0	\$0	\$0	\$0	\$0	\$0	\$0	\$0	\$0
Construction	0	0	0	0	0	0	0	0	0	0
Design	0	0	0	0	0	0	0	0	0	0
Development	0	0	0	0	0	0	0	0	0	0
Equipment	0	0	0	0	0	0	0	0	0	0
Land/ROW	0	0	0	0	0	0	0	0	0	0
Non-Capital	250	0	0	250	0	0	0	0	0	0
Subtotal FY18			\$0	\$250						
Total	\$250	\$0	\$250	\$250	\$0	\$0	\$0	\$0	\$0	\$0

PROJECT TITLE:
KEYSTONE PARK EXPANSION
CIE REQUIREMENTS: Y
LEVEL OF SERVICE IMPACT: F

PROJECT NUMBER: C80236000
PROGRAM: PARKS

PROJECT DESCRIPTION:
This project is for the purpose of improving services to the youth and community organizations in this area and includes masterplanning and renovation/expansion of the existing park as prioritized by citizens and the Parks Department.



OPERATING COST IMPACT:
To be determined.

PROJECT COMPLETION DATE: TBD

Sources of Funds (in \$000s):	Total Estimated	Prior	FY 18		FY 19	FY 20	FY 21	FY 22	FY 23	Future
	Sources	Revenues	Carryforward	Additional						
Boat Fees	\$0	\$0	\$0	\$0	\$0	\$0	\$0	\$0	\$0	\$0
Community Invest. Tax I	0	0	0	0	0	0	0	0	0	0
Community Invest. Tax II	0	0	0	0	0	0	0	0	0	0
Community Invest. Tax III	0	0	0	0	0	0	0	0	0	0
Financing	0	0	0	0	0	0	0	0	0	0
General Revenues	1,022	0	1,022	0	0	0	0	0	0	0
General Revenues-R3M	0	0	0	0	0	0	0	0	0	0
Grants & County Match	0	0	0	0	0	0	0	0	0	0
Impact Fees	1,478	0	1,478	0	0	0	0	0	0	0
Other	0	0	0	0	0	0	0	0	0	0
Undetermined	0	0	0	0	0	0	0	0	0	0
Subtotal FY18			\$2,500	\$0						
Total	\$2,500	\$0	\$2,500	\$0	\$0	\$0	\$0	\$0	\$0	\$0

Uses of Funds (in \$000s):	Total Estimated	Prior	FY 18		FY 19	FY 20	FY 21	FY 22	FY 23	Future
	Cost	Expenses	Carryforward	Additional						
Administration	\$0	\$0	\$0	\$0	\$0	\$0	\$0	\$0	\$0	\$0
Construction	2,500	0	2,500	0	0	0	0	0	0	0
Design	0	0	0	0	0	0	0	0	0	0
Development	0	0	0	0	0	0	0	0	0	0
Equipment	0	0	0	0	0	0	0	0	0	0
Land/ROW	0	0	0	0	0	0	0	0	0	0
Non-Capital	0	0	0	0	0	0	0	0	0	0
Subtotal FY18			\$2,500	\$0						
Total	\$2,500	\$0	\$2,500	\$0	\$0	\$0	\$0	\$0	\$0	\$0

PROJECT TITLE:
LIVE OAK / BRANCHTON REGIONAL PARK
CIE REQUIREMENTS: Y
LEVEL OF SERVICE IMPACT: E

PROJECT NUMBER: C83232000
PROGRAM: PARKS

PROJECT DESCRIPTION:

The project will provide land acquisition or land exchange and design and construction of a regional park in the Live Oak/Branchton vicinity to serve the needs of youth sports and recreation in North East County.

Neighborhood Community Area:
East Rural



OPERATING COST IMPACT:

There are no additional or maintenance costs associated with this project.

PROJECT COMPLETION DATE: TBD

Sources of Funds (in \$000s):	Total	Prior	FY 18		FY 19	FY 20	FY 21	FY 22	FY 23	Future
	Estimated	Revenues	Carryforward	Additional						
Boat Fees	\$0	\$0	\$0	\$0	\$0	\$0	\$0	\$0	\$0	\$0
Community Invest. Tax I	0	0	0	0	0	0	0	0	0	0
Community Invest. Tax II	0	0	0	0	0	0	0	0	0	0
Community Invest. Tax III	0	0	0	0	0	0	0	0	0	0
Financing	0	0	0	0	0	0	0	0	0	0
General Revenues	6,568	1	6,567	0	0	0	0	0	0	0
General Revenues-R3M	0	0	0	0	0	0	0	0	0	0
Grants & County Match	0	0	0	0	0	0	0	0	0	0
Impact Fees	405	28	377	0	0	0	0	0	0	0
Other	0	0	0	0	0	0	0	0	0	0
Undetermined	0	0	0	0	0	0	0	0	0	0
Subtotal FY18			\$6,944	\$0						
Total	\$6,973	\$30	\$6,944	\$0	\$0	\$0	\$0	\$0	\$0	\$0

Uses of Funds (in \$000s):	Total	Prior	FY 18		FY 19	FY 20	FY 21	FY 22	FY 23	Future
	Estimated	Expenses	Carryforward	Additional						
Administration	\$1	\$1	\$0	\$0	\$0	\$0	\$0	\$0	\$0	\$0
Construction	6,567	0	6,567	0	0	0	0	0	0	0
Design	394	17	377	0	0	0	0	0	0	0
Development	0	0	0	0	0	0	0	0	0	0
Equipment	0	0	0	0	0	0	0	0	0	0
Land/ROW	11	11	0	0	0	0	0	0	0	0
Non-Capital	0	0	0	0	0	0	0	0	0	0
Subtotal FY18			\$6,944	\$0						
Total	\$6,973	\$30	\$6,944	\$0	\$0	\$0	\$0	\$0	\$0	\$0

PROJECT TITLE:
LUCY DELL COMMUNITY POND
CIE REQUIREMENTS: Y
LEVEL OF SERVICE IMPACT: F

PROJECT NUMBER: C83260000
PROGRAM: PARKS

PROJECT DESCRIPTION:

The project will develop County-owned surplus property (approximately 8.5 acres) located in the vicinity of the existing Nuccio Park into a new Community Park that will encourage prosperity and citizen interaction, deter crime and increase community safety and well-being. The Project scope includes potential land acquisition, design and construction of a new passive park which will provide features such as a pedestrian boardwalk, driveway/roadway and sidewalk extension, retention pond restoration, wetland landscaping, and lighting improvements. Project may also include improvements at the existing Nuccio Park, if necessary.

Neighborhood Community Area:
East Lake Orient Park



OPERATING COST IMPACT:

To be determined.

PROJECT COMPLETION DATE: Oct 2018

Sources of Funds (in \$000s):	Total	Prior	FY 18		FY 19	FY 20	FY 21	FY 22	FY 23	Future
	Estimated	Revenues	Carryforward	Additional						
Boat Fees	\$0	\$0	\$0	\$0	\$0	\$0	\$0	\$0	\$0	\$0
Community Invest. Tax I	0	0	0	0	0	0	0	0	0	0
Community Invest. Tax II	0	0	0	0	0	0	0	0	0	0
Community Invest. Tax III	0	0	0	0	0	0	0	0	0	0
Financing	3,400	34	3,366	0	0	0	0	0	0	0
General Revenues	0	0	0	0	0	0	0	0	0	0
General Revenues-R3M	0	0	0	0	0	0	0	0	0	0
Grants & County Match	0	0	0	0	0	0	0	0	0	0
Impact Fees	100	25	75	0	0	0	0	0	0	0
Other	0	0	0	0	0	0	0	0	0	0
Undetermined	0	0	0	0	0	0	0	0	0	0
Subtotal FY18			\$3,441	\$0						
Total	\$3,500	\$59	\$3,441	\$0	\$0	\$0	\$0	\$0	\$0	\$0

Uses of Funds (in \$000s):	Total	Prior	FY 18		FY 19	FY 20	FY 21	FY 22	FY 23	Future
	Estimated	Expenses	Carryforward	Additional						
Administration	\$0	\$0	\$0	\$0	\$0	\$0	\$0	\$0	\$0	\$0
Construction	3,366	0	3,366	0	0	0	0	0	0	0
Design	134	59	75	0	0	0	0	0	0	0
Development	0	0	0	0	0	0	0	0	0	0
Equipment	0	0	0	0	0	0	0	0	0	0
Land/ROW	0	0	0	0	0	0	0	0	0	0
Non-Capital	0	0	0	0	0	0	0	0	0	0
Subtotal FY18			\$3,441	\$0						
Total	\$3,500	\$59	\$3,441	\$0	\$0	\$0	\$0	\$0	\$0	\$0

PROJECT TITLE:
NEW TAMPA CULTURAL ARTS CENTER
CIE REQUIREMENTS: Y
LEVEL OF SERVICE IMPACT: F

PROJECT NUMBER: C83259000
PROGRAM: PARKS

PROJECT DESCRIPTION:

Design and construct a new 20,000 Sq Ft civic building (expandable to 30,000 sq ft in the future) to serve as a cultural/community center as part of the New Tampa Community Park. The County-owned property is located at the intersection of Bruce B. Downs Boulevard and Hunter's Green Drive and is slated for a Public Private Partnership (P3) Development. Under the P3 Agreement, the developer will provide at least \$2,020,000 for the purchase of County property which amount will become available to partially fund this project. The remaining funds for the project will be financed through a bond. The developer will also provide a "pad ready" site with the requisite infrastructure for the Cultural/Civic Building.

NOTE: Completion of the project is dependent on the provision of a "pad ready" site by the developer.

OPERATING COST IMPACT:
To be determined.

PROJECT COMPLETION DATE: TBD

Neighborhood Community Area:
City of Tampa



Sources of Funds (in \$000s):	Total	Prior	FY 18		FY 19	FY 20	FY 21	FY 22	FY 23	Future
	Estimated	Revenues	Carryforward	Additional						
Boat Fees	\$0	\$0	\$0	\$0	\$0	\$0	\$0	\$0	\$0	\$0
Community Invest. Tax I	0	0	0	0	0	0	0	0	0	0
Community Invest. Tax II	0	0	0	0	0	0	0	0	0	0
Community Invest. Tax III	0	0	0	0	0	0	0	0	0	0
Financing	3,500	61	3,439	0	0	0	0	0	0	0
General Revenues	2,020	0	0	2,020	0	0	0	0	0	0
General Revenues-R3M	0	0	0	0	0	0	0	0	0	0
Grants & County Match	0	0	0	0	0	0	0	0	0	0
Impact Fees	0	0	0	0	0	0	0	0	0	0
Other	0	0	0	0	0	0	0	0	0	0
Undetermined	0	0	0	0	0	0	0	0	0	0
Subtotal FY18			\$3,439	\$2,020						
Total	\$5,520	\$61	\$5,459	\$2,020	\$0	\$0	\$0	\$0	\$0	\$0

Uses of Funds (in \$000s):	Total	Prior	FY 18		FY 19	FY 20	FY 21	FY 22	FY 23	Future
	Estimated	Expenses	Carryforward	Additional						
Administration	\$15	\$15	\$0	\$0	\$0	\$0	\$0	\$0	\$0	\$0
Construction	5,459	0	3,439	2,020	0	0	0	0	0	0
Design	46	46	0	0	0	0	0	0	0	0
Development	0	0	0	0	0	0	0	0	0	0
Equipment	0	0	0	0	0	0	0	0	0	0
Land/ROW	0	0	0	0	0	0	0	0	0	0
Non-Capital	0	0	0	0	0	0	0	0	0	0
Subtotal FY18			\$3,439	\$2,020						
Total	\$5,520	\$61	\$5,459	\$2,020	\$0	\$0	\$0	\$0	\$0	\$0

PROJECT TITLE:
NORTHDALE RECREATION CENTER HVAC REPLACEMENT (R3M)
CIE REQUIREMENTS: Y
LEVEL OF SERVICE IMPACT: M

PROJECT NUMBER: C83281000
PROGRAM: PARKS

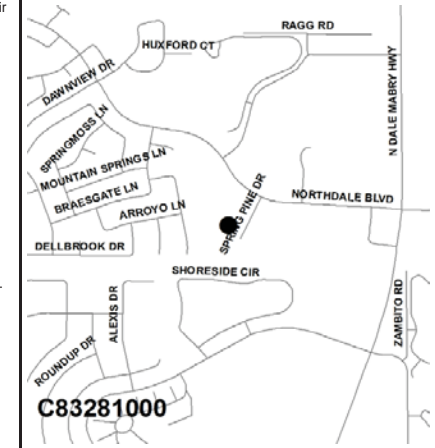
PROJECT DESCRIPTION:

Project is for performing needed replacement of the HVAC system equipment and controls for both recreation centers that have reached their useful life expectancy.

OPERATING COST IMPACT:
There are no additional or maintenance costs associated with this project.

PROJECT COMPLETION DATE: Sep 2018

Neighborhood Community Area:
Greater Carrollwood Northdale



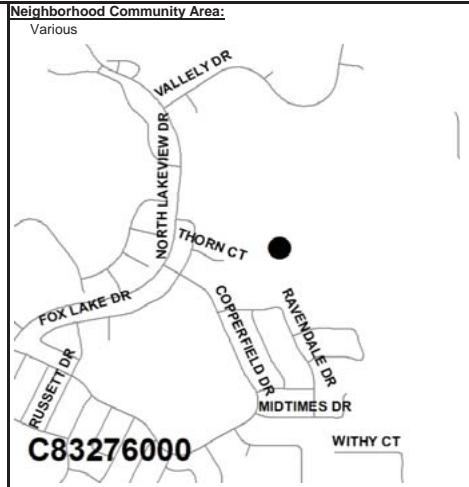
Sources of Funds (in \$000s):	Total	Prior	FY 18		FY 19	FY 20	FY 21	FY 22	FY 23	Future
	Estimated	Revenues	Carryforward	Additional						
Boat Fees	\$0	\$0	\$0	\$0	\$0	\$0	\$0	\$0	\$0	\$0
Community Invest. Tax I	0	0	0	0	0	0	0	0	0	0
Community Invest. Tax II	0	0	0	0	0	0	0	0	0	0
Community Invest. Tax III	0	0	0	0	0	0	0	0	0	0
Financing	0	0	0	0	0	0	0	0	0	0
General Revenues	0	0	0	0	0	0	0	0	0	0
General Revenues-R3M	250	0	0	250	0	0	0	0	0	0
Grants & County Match	0	0	0	0	0	0	0	0	0	0
Impact Fees	0	0	0	0	0	0	0	0	0	0
Other	0	0	0	0	0	0	0	0	0	0
Undetermined	0	0	0	0	0	0	0	0	0	0
Subtotal FY18			\$0	\$250						
Total	\$250	\$0	\$250	\$250	\$0	\$0	\$0	\$0	\$0	\$0

Uses of Funds (in \$000s):	Total	Prior	FY 18		FY 19	FY 20	FY 21	FY 22	FY 23	Future
	Estimated	Expenses	Carryforward	Additional						
Administration	\$0	\$0	\$0	\$0	\$0	\$0	\$0	\$0	\$0	\$0
Construction	0	0	0	0	0	0	0	0	0	0
Design	0	0	0	0	0	0	0	0	0	0
Development	0	0	0	0	0	0	0	0	0	0
Equipment	0	0	0	0	0	0	0	0	0	0
Land/ROW	0	0	0	0	0	0	0	0	0	0
Non-Capital	250	0	0	250	0	0	0	0	0	0
Subtotal FY18			\$0	\$250						
Total	\$250	\$0	\$250	\$250	\$0	\$0	\$0	\$0	\$0	\$0

PROJECT TITLE:
NORTHLAKES PARK IMPROVEMENTS
CIE REQUIREMENTS: Y
LEVEL OF SERVICE IMPACT: M

PROJECT NUMBER: C83276000
PROGRAM: PARKS

PROJECT DESCRIPTION:
Expand existing park amenities as necessary and prioritized by Park Department.



OPERATING COST IMPACT:
To be determined.

PROJECT COMPLETION DATE: Dec 2018

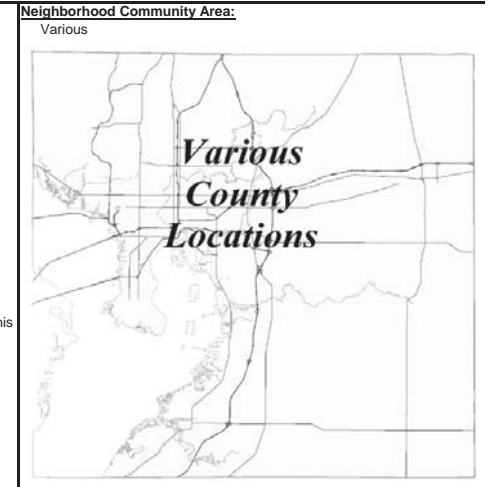
Sources of Funds (in \$000s):	Total	Prior	FY 18		FY 19	FY 20	FY 21	FY 22	FY 23	Future
	Estimated	Revenues	Carryforward	Additional						
Boat Fees	\$0	\$0	\$0	\$0	\$0	\$0	\$0	\$0	\$0	\$0
Community Invest. Tax I	0	0	0	0	0	0	0	0	0	0
Community Invest. Tax II	0	0	0	0	0	0	0	0	0	0
Community Invest. Tax III	0	0	0	0	0	0	0	0	0	0
Financing	0	0	0	0	0	0	0	0	0	0
General Revenues	0	0	0	0	0	0	0	0	0	0
General Revenues-R3M	0	0	0	0	0	0	0	0	0	0
Grants & County Match	0	0	0	0	0	0	0	0	0	0
Impact Fees	450	0	450	0	0	0	0	0	0	0
Other	0	0	0	0	0	0	0	0	0	0
Undetermined	0	0	0	0	0	0	0	0	0	0
Subtotal FY18			\$450	\$0						
Total	\$450	\$0	\$450	\$0	\$0	\$0	\$0	\$0	\$0	\$0

Uses of Funds (in \$000s):	Total	Prior	FY 18		FY 19	FY 20	FY 21	FY 22	FY 23	Future
	Estimated	Expenses	Carryforward	Additional						
Administration	\$20	\$0	\$20	\$0	\$0	\$0	\$0	\$0	\$0	\$0
Construction	400	0	400	0	0	0	0	0	0	0
Design	30	0	30	0	0	0	0	0	0	0
Development	0	0	0	0	0	0	0	0	0	0
Equipment	0	0	0	0	0	0	0	0	0	0
Land/ROW	0	0	0	0	0	0	0	0	0	0
Non-Capital	0	0	0	0	0	0	0	0	0	0
Subtotal FY18			\$450	\$0						
Total	\$450	\$0	\$450	\$0	\$0	\$0	\$0	\$0	\$0	\$0

PROJECT TITLE:
PARKS PLAYGROUNDS IMPROVEMENTS
CIE REQUIREMENTS: Y
LEVEL OF SERVICE IMPACT: M

PROJECT NUMBER: C83231000
PROGRAM: PARKS

PROJECT DESCRIPTION:
This project will provide playgrounds and other improvements at various existing parks to meet community parks/recreational needs to correct deficiencies, address safety concerns and enhance programs.



OPERATING COST IMPACT:
There are no additional operating or maintenance costs associated with this project.

PROJECT COMPLETION DATE: TBD

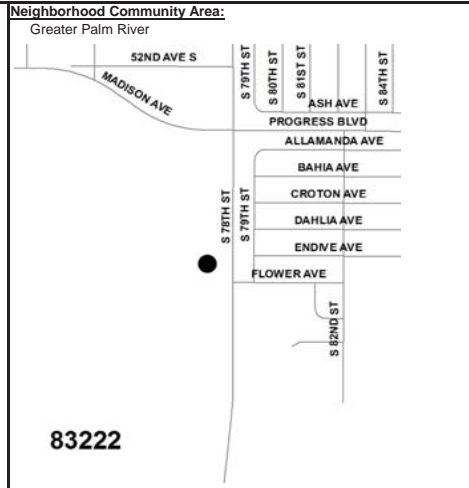
Sources of Funds (in \$000s):	Total	Prior	FY 18		FY 19	FY 20	FY 21	FY 22	FY 23	Future
	Estimated	Revenues	Carryforward	Additional						
Boat Fees	\$0	\$0	\$0	\$0	\$0	\$0	\$0	\$0	\$0	\$0
Community Invest. Tax I	0	0	0	0	0	0	0	0	0	0
Community Invest. Tax II	0	0	0	0	0	0	0	0	0	0
Community Invest. Tax III	0	0	0	0	0	0	0	0	0	0
Financing	1,300	787	513	0	0	0	0	0	0	0
General Revenues	1,065	895	170	0	0	0	0	0	0	0
General Revenues-R3M	0	0	0	0	0	0	0	0	0	0
Grants & County Match	0	0	0	0	0	0	0	0	0	0
Impact Fees	0	0	0	0	0	0	0	0	0	0
Other	0	0	0	0	0	0	0	0	0	0
Undetermined	1,700	0	0	0	0	0	0	0	0	1,700
Subtotal FY18			\$683	\$0						
Total	\$4,065	\$1,682	\$683	\$0	\$0	\$0	\$0	\$0	\$0	\$1,700

Uses of Funds (in \$000s):	Total	Prior	FY 18		FY 19	FY 20	FY 21	FY 22	FY 23	Future
	Estimated	Expenses	Carryforward	Additional						
Administration	\$13	\$13	\$0	\$0	\$0	\$0	\$0	\$0	\$0	\$0
Construction	3,887	1,504	683	0	0	0	0	0	0	1,700
Design	35	35	0	0	0	0	0	0	0	0
Development	0	0	0	0	0	0	0	0	0	0
Equipment	128	128	0	0	0	0	0	0	0	0
Land/ROW	0	0	0	0	0	0	0	0	0	0
Non-Capital	1	1	0	0	0	0	0	0	0	0
Subtotal FY18			\$683	\$0						
Total	\$4,065	\$1,682	\$683	\$0	\$0	\$0	\$0	\$0	\$0	\$1,700

PROJECT TITLE: PROGRESS VILLAGE RECREATION CENTER AT LARRY SANDERS COMPLEX
 CIE REQUIREMENTS: Y
 LEVEL OF SERVICE IMPACT: E

PROJECT NUMBER: C83222000
 PROGRAM: PARKS

PROJECT DESCRIPTION:
 This project is to design and construct an up to 15,000 square foot multi-purpose building and recreation center and associated improvements on County owned property within the Progress Village Area to enhance/accommodate various recreation programs, basketball, volleyball and other organized indoor activities to afford safe and wholesome programmed activities.



OPERATING COST IMPACT:
 Operating cost is estimated to be an additional \$20,000 per year.

PROJECT COMPLETION DATE: Post Construction


Sources of Funds (in \$000s):	Total		FY 18		FY 19	FY 20	FY 21	FY 22	FY 23	Future
	Estimated Sources	Prior Revenues	Carryforward	Additional						
Boat Fees	\$0	\$0	\$0	\$0	\$0	\$0	\$0	\$0	\$0	\$0
Community Invest. Tax I	0	0	0	0	0	0	0	0	0	0
Community Invest. Tax II	0	0	0	0	0	0	0	0	0	0
Community Invest. Tax III	0	0	0	0	0	0	0	0	0	0
Financing	0	0	0	0	0	0	0	0	0	0
General Revenues	1,432	1,001	431	0	0	0	0	0	0	0
General Revenues-R3M	0	0	0	0	0	0	0	0	0	0
Grants & County Match	0	0	0	0	0	0	0	0	0	0
Impact Fees	1,868	1,473	395	0	0	0	0	0	0	0
Other	0	0	0	0	0	0	0	0	0	0
Undetermined	0	0	0	0	0	0	0	0	0	0
Subtotal FY18			\$826	\$0						
Total	\$3,300	\$2,474	\$826	\$0	\$0	\$0	\$0	\$0	\$0	\$0

Uses of Funds (in \$000s):	Total		FY 18		FY 19	FY 20	FY 21	FY 22	FY 23	Future
	Estimated Cost	Prior Expenses	Carryforward	Additional						
Administration	\$21	\$21	\$0	\$0	\$0	\$0	\$0	\$0	\$0	\$0
Construction	3,080	2,253	826	0	0	0	0	0	0	0
Design	166	166	0	0	0	0	0	0	0	0
Development	5	5	0	0	0	0	0	0	0	0
Equipment	28	28	0	0	0	0	0	0	0	0
Land/ROW	0	0	0	0	0	0	0	0	0	0
Non-Capital	0	0	0	0	0	0	0	0	0	0
Subtotal FY18			\$826	\$0						
Total	\$3,300	\$2,474	\$826	\$0	\$0	\$0	\$0	\$0	\$0	\$0

PROJECT TITLE: RIVERVIEW / BRANDON AREA PARK(S)
 CIE REQUIREMENTS: Y
 LEVEL OF SERVICE IMPACT: F

PROJECT NUMBER: C83266000
 PROGRAM: PARKS

PROJECT DESCRIPTION:
 Acquire land in the Riverview / South Brandon area for a future park. Co-location of a new Riverview Library at the park will be considered.



OPERATING COST IMPACT:
 To be determined.

PROJECT COMPLETION DATE: TBD

Sources of Funds (in \$000s):	Total		FY 18		FY 19	FY 20	FY 21	FY 22	FY 23	Future
	Estimated Sources	Prior Revenues	Carryforward	Additional						
Boat Fees	\$0	\$0	\$0	\$0	\$0	\$0	\$0	\$0	\$0	\$0
Community Invest. Tax I	0	0	0	0	0	0	0	0	0	0
Community Invest. Tax II	0	0	0	0	0	0	0	0	0	0
Community Invest. Tax III	0	0	0	0	0	0	0	0	0	0
Financing	6,000	0	6,000	0	0	0	0	0	0	0
General Revenues	0	0	0	0	0	0	0	0	0	0
General Revenues-R3M	0	0	0	0	0	0	0	0	0	0
Grants & County Match	0	0	0	0	0	0	0	0	0	0
Impact Fees	0	0	0	0	0	0	0	0	0	0
Other	0	0	0	0	0	0	0	0	0	0
Undetermined	0	0	0	0	0	0	0	0	0	0
Subtotal FY18			\$6,000	\$0						
Total	\$6,000	\$0	\$6,000	\$0	\$0	\$0	\$0	\$0	\$0	\$0

Uses of Funds (in \$000s):	Total		FY 18		FY 19	FY 20	FY 21	FY 22	FY 23	Future
	Estimated Cost	Prior Expenses	Carryforward	Additional						
Administration	\$0	\$0	\$0	\$0	\$0	\$0	\$0	\$0	\$0	\$0
Construction	0	0	0	0	0	0	0	0	0	0
Design	0	0	0	0	0	0	0	0	0	0
Development	0	0	0	0	0	0	0	0	0	0
Equipment	0	0	0	0	0	0	0	0	0	0
Land/ROW	6,000	0	6,000	0	0	0	0	0	0	0
Non-Capital	0	0	0	0	0	0	0	0	0	0
Subtotal FY18			\$6,000	\$0						
Total	\$6,000	\$0	\$6,000	\$0	\$0	\$0	\$0	\$0	\$0	\$0

PROJECT TITLE:
RUSKIN COMMONGOODS BOAT RAMP
CIE REQUIREMENTS: Y
LEVEL OF SERVICE IMPACT: M

PROJECT NUMBER: C83268000

PROGRAM: PARKS

PROJECT DESCRIPTION:

Enhance and improve the existing boat ramp with associated amenities as necessary.

Neighborhood Community Area:

Various



OPERATING COST IMPACT:

There are no additional operating or maintenance costs associated with this project.

PROJECT COMPLETION DATE: Dec 2018

Sources of Funds (in \$000s):	Total Estimated Sources	Prior Revenues	FY 18		FY 19	FY 20	FY 21	FY 22	FY 23	Future
			Carryforward	Additional						
Boat Fees	\$550	\$0	\$550	\$0	\$0	\$0	\$0	\$0	\$0	\$0
Community Invest. Tax I	0	0	0	0	0	0	0	0	0	0
Community Invest. Tax II	0	0	0	0	0	0	0	0	0	0
Community Invest. Tax III	0	0	0	0	0	0	0	0	0	0
Financing	0	0	0	0	0	0	0	0	0	0
General Revenues	0	0	0	0	0	0	0	0	0	0
General Revenues-R3M	0	0	0	0	0	0	0	0	0	0
Grants & County Match	0	0	0	0	0	0	0	0	0	0
Impact Fees	0	0	0	0	0	0	0	0	0	0
Other	0	0	0	0	0	0	0	0	0	0
Undetermined	0	0	0	0	0	0	0	0	0	0
Subtotal FY18			\$550	\$0						
Total	\$550	\$0	\$550	\$0	\$0	\$0	\$0	\$0	\$0	\$0

Uses of Funds (in \$000s):	Total Estimated Cost	Prior Expenses	FY 18		FY 19	FY 20	FY 21	FY 22	FY 23	Future
			Carryforward	Additional						
Administration	\$50	\$0	\$50	\$0	\$0	\$0	\$0	\$0	\$0	\$0
Construction	450	0	450	0	0	0	0	0	0	0
Design	50	0	50	0	0	0	0	0	0	0
Development	0	0	0	0	0	0	0	0	0	0
Equipment	0	0	0	0	0	0	0	0	0	0
Land/ROW	0	0	0	0	0	0	0	0	0	0
Non-Capital	0	0	0	0	0	0	0	0	0	0
Subtotal FY18			\$550	\$0						
Total	\$550	\$0	\$550	\$0	\$0	\$0	\$0	\$0	\$0	\$0

PROJECT TITLE:
SEFFNER MANGO PARK
CIE REQUIREMENTS: Y
LEVEL OF SERVICE IMPACT: F

PROJECT NUMBER: C83261000

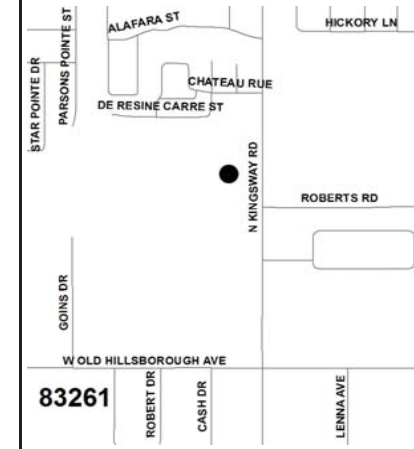
PROGRAM: PARKS

PROJECT DESCRIPTION:

Develop land designated for the Seffner Mango Park into a passive park to include community gardens, shade shelters, walking/jogging trails, landscaping, fencing and various site improvements.

Neighborhood Community Area:

Seffner Mango



OPERATING COST IMPACT:

Additional annual operating cost impact is estimated at \$20,000.

PROJECT COMPLETION DATE: Oct 2017

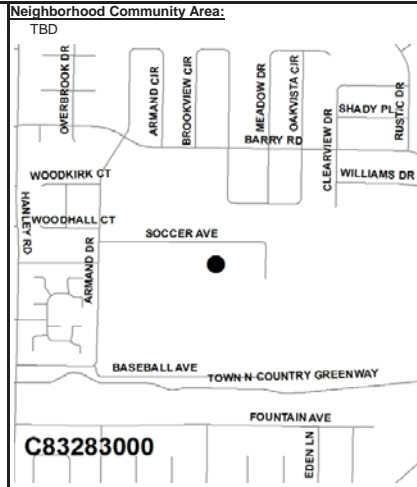
Sources of Funds (in \$000s):	Total Estimated Sources	Prior Revenues	FY 18		FY 19	FY 20	FY 21	FY 22	FY 23	Future
			Carryforward	Additional						
Boat Fees	\$0	\$0	\$0	\$0	\$0	\$0	\$0	\$0	\$0	\$0
Community Invest. Tax I	0	0	0	0	0	0	0	0	0	0
Community Invest. Tax II	0	0	0	0	0	0	0	0	0	0
Community Invest. Tax III	0	0	0	0	0	0	0	0	0	0
Financing	0	0	0	0	0	0	0	0	0	0
General Revenues	0	0	0	0	0	0	0	0	0	0
General Revenues-R3M	0	0	0	0	0	0	0	0	0	0
Grants & County Match	0	0	0	0	0	0	0	0	0	0
Impact Fees	400	263	137	0	0	0	0	0	0	0
Other	0	0	0	0	0	0	0	0	0	0
Undetermined	0	0	0	0	0	0	0	0	0	0
Subtotal FY18			\$137	\$0						
Total	\$400	\$263	\$137	\$0	\$0	\$0	\$0	\$0	\$0	\$0

Uses of Funds (in \$000s):	Total Estimated Cost	Prior Expenses	FY 18		FY 19	FY 20	FY 21	FY 22	FY 23	Future
			Carryforward	Additional						
Administration	\$0	\$0	\$0	\$0	\$0	\$0	\$0	\$0	\$0	\$0
Construction	338	201	137	0	0	0	0	0	0	0
Design	62	62	0	0	0	0	0	0	0	0
Development	0	0	0	0	0	0	0	0	0	0
Equipment	0	0	0	0	0	0	0	0	0	0
Land/ROW	0	0	0	0	0	0	0	0	0	0
Non-Capital	0	0	0	0	0	0	0	0	0	0
Subtotal FY18			\$137	\$0						
Total	\$400	\$263	\$137	\$0	\$0	\$0	\$0	\$0	\$0	\$0

PROJECT TITLE:
SHIMBERG SOCCER COMPLEX IMPROVEMENT
CIE REQUIREMENTS: Y
LEVEL OF SERVICE IMPACT: M

PROJECT NUMBER: C83283000
PROGRAM: PARKS

PROJECT DESCRIPTION:
Project includes construction of a multi-purpose synthetic grass field and miscellaneous site work.



OPERATING COST IMPACT:
There are no additional or maintenance costs associated with this project.

PROJECT COMPLETION DATE: Jun 2019

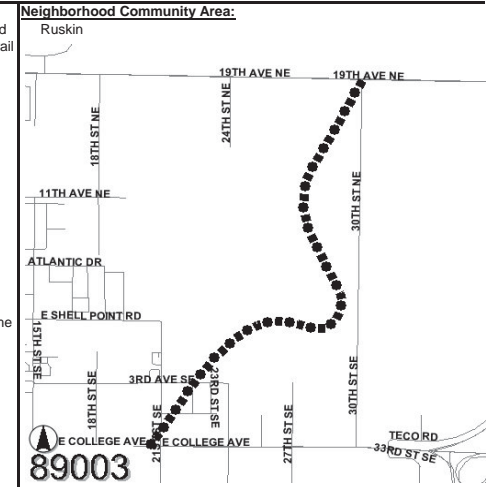
Sources of Funds (in \$000s):	Total Estimated Sources	Prior Revenues	FY 18		FY 19	FY 20	FY 21	FY 22	FY 23	Future
			Carryforward	Additional						
Boat Fees	\$0	\$0	\$0	\$0	\$0	\$0	\$0	\$0	\$0	\$0
Community Invest. Tax I	0	0	0	0	0	0	0	0	0	0
Community Invest. Tax II	0	0	0	0	0	0	0	0	0	0
Community Invest. Tax III	0	0	0	0	0	0	0	0	0	0
Financing	0	0	0	0	0	0	0	0	0	0
General Revenues	0	0	0	0	0	0	0	0	0	0
General Revenues-R3M	0	0	0	0	0	0	0	0	0	0
Grants & County Match	0	0	0	0	0	0	0	0	0	0
Impact Fees	550	0	0	550	0	0	0	0	0	0
Other	0	0	0	0	0	0	0	0	0	0
Undetermined	0	0	0	0	0	0	0	0	0	0
Subtotal FY18			\$0	\$550						
Total	\$550	\$0	\$550	\$550	\$0	\$0	\$0	\$0	\$0	\$0

Uses of Funds (in \$000s):	Total Estimated Cost	Prior Expenses	FY 18		FY 19	FY 20	FY 21	FY 22	FY 23	Future
			Carryforward	Additional						
Administration	\$50	\$0	\$0	\$50	\$0	\$0	\$0	\$0	\$0	\$0
Construction	400	0	0	400	0	0	0	0	0	0
Design	100	0	0	100	0	0	0	0	0	0
Development	0	0	0	0	0	0	0	0	0	0
Equipment	0	0	0	0	0	0	0	0	0	0
Land/ROW	0	0	0	0	0	0	0	0	0	0
Non-Capital	0	0	0	0	0	0	0	0	0	0
Subtotal FY18			\$0	\$550						
Total	\$550	\$0	\$550	\$550	\$0	\$0	\$0	\$0	\$0	\$0

PROJECT TITLE:
SOUTH COAST GREENWAY PHASE I - PD&E, DESIGN AND CONSTRUCTION
CIE REQUIREMENTS: Y
LEVEL OF SERVICE IMPACT: E

PROJECT NUMBER: C89003000
PROGRAM: PARKS

PROJECT DESCRIPTION:
PD&E, design and construction of a 2 mile non-motorized, multi-use paved trail from 19th Avenue to College Avenue, one minor trailhead, signage, trail amenities and landscaping.



OPERATING COST IMPACT:
Operating cost impact estimated to be \$45,000 per year. One new part time position required.

PROJECT COMPLETION DATE: TBD

Sources of Funds (in \$000s):	Total Estimated Sources	Prior Revenues	FY 18		FY 19	FY 20	FY 21	FY 22	FY 23	Future
			Carryforward	Additional						
Boat Fees	\$0	\$0	\$0	\$0	\$0	\$0	\$0	\$0	\$0	\$0
Community Invest. Tax I	0	0	0	0	0	0	0	0	0	0
Community Invest. Tax II	0	0	0	0	0	0	0	0	0	0
Community Invest. Tax III	75	75	0	0	0	0	0	0	0	0
Financing	0	0	0	0	0	0	0	0	0	0
General Revenues	400	394	6	0	0	0	0	0	0	0
General Revenues-R3M	0	0	0	0	0	0	0	0	0	0
Grants & County Match	0	0	0	0	0	0	0	0	0	0
Impact Fees	0	0	0	0	0	0	0	0	0	0
Other	0	0	0	0	0	0	0	0	0	0
Undetermined	2,012	0	0	0	0	0	0	0	0	2,012
Subtotal FY18			\$6	\$0						
Total	\$2,487	\$469	\$6	\$0	\$0	\$0	\$0	\$0	\$0	\$2,012

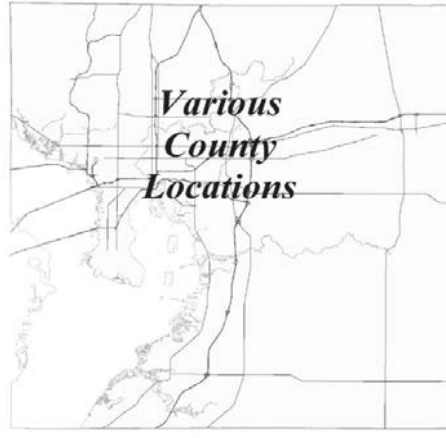
Uses of Funds (in \$000s):	Total Estimated Cost	Prior Expenses	FY 18		FY 19	FY 20	FY 21	FY 22	FY 23	Future
			Carryforward	Additional						
Administration	\$0	\$0	\$0	\$0	\$0	\$0	\$0	\$0	\$0	\$0
Construction	2,012	0	0	0	0	0	0	0	0	2,012
Design	400	394	6	0	0	0	0	0	0	0
Development	75	75	0	0	0	0	0	0	0	0
Equipment	0	0	0	0	0	0	0	0	0	0
Land/ROW	0	0	0	0	0	0	0	0	0	0
Non-Capital	0	0	0	0	0	0	0	0	0	0
Subtotal FY18			\$6	\$0						
Total	\$2,487	\$469	\$6	\$0	\$0	\$0	\$0	\$0	\$0	\$2,012

PROJECT TITLE:
SOUTH COUNTY PARKS IMPROVEMENTS
CIE REQUIREMENTS: Y
LEVEL OF SERVICE IMPACT: M

PROJECT NUMBER: C83275000
PROGRAM: PARKS

PROJECT DESCRIPTION:
Improvements to various parks to increase capacity.

Neighborhood Community Area:
Various



OPERATING COST IMPACT:
To be determined.

PROJECT COMPLETION DATE: TBD

Sources of Funds (in \$000s):	Total Estimated Sources	Prior Revenues	FY 18		FY 19	FY 20	FY 21	FY 22	FY 23	Future
			Carryforward	Additional						
Boat Fees	\$0	\$0	\$0	\$0	\$0	\$0	\$0	\$0	\$0	\$0
Community Invest. Tax I	0	0	0	0	0	0	0	0	0	0
Community Invest. Tax II	0	0	0	0	0	0	0	0	0	0
Community Invest. Tax III	0	0	0	0	0	0	0	0	0	0
Financing	0	0	0	0	0	0	0	0	0	0
General Revenues	0	0	0	0	0	0	0	0	0	0
General Revenues-R3M	0	0	0	0	0	0	0	0	0	0
Grants & County Match	0	0	0	0	0	0	0	0	0	0
Impact Fees	700	0	700	0	0	0	0	0	0	0
Other	0	0	0	0	0	0	0	0	0	0
Undetermined	0	0	0	0	0	0	0	0	0	0
Subtotal FY18			\$700	\$0						
Total	\$700	\$0	\$700	\$0	\$0	\$0	\$0	\$0	\$0	\$0

Uses of Funds (in \$000s):	Total Estimated Cost	Prior Expenses	FY 18		FY 19	FY 20	FY 21	FY 22	FY 23	Future
			Carryforward	Additional						
Administration	\$50	\$0	\$50	\$0	\$0	\$0	\$0	\$0	\$0	\$0
Construction	600	0	600	0	0	0	0	0	0	0
Design	50	0	50	0	0	0	0	0	0	0
Development	0	0	0	0	0	0	0	0	0	0
Equipment	0	0	0	0	0	0	0	0	0	0
Land/ROW	0	0	0	0	0	0	0	0	0	0
Non-Capital	0	0	0	0	0	0	0	0	0	0
Subtotal FY18			\$700	\$0						
Total	\$700	\$0	\$700	\$0	\$0	\$0	\$0	\$0	\$0	\$0

PROJECT TITLE:
SOUTH EAST COUNTY SKATE PARK
CIE REQUIREMENTS: Y
LEVEL OF SERVICE IMPACT: M

PROJECT NUMBER: C83274000
PROGRAM: PARKS

PROJECT DESCRIPTION:
Design and construct a new skate park and associated site work in the Southeast County Area.

Neighborhood Community Area:
Various



OPERATING COST IMPACT:
To be determined.

PROJECT COMPLETION DATE: TBD

Sources of Funds (in \$000s):	Total Estimated Sources	Prior Revenues	FY 18		FY 19	FY 20	FY 21	FY 22	FY 23	Future
			Carryforward	Additional						
Boat Fees	\$0	\$0	\$0	\$0	\$0	\$0	\$0	\$0	\$0	\$0
Community Invest. Tax I	0	0	0	0	0	0	0	0	0	0
Community Invest. Tax II	0	0	0	0	0	0	0	0	0	0
Community Invest. Tax III	0	0	0	0	0	0	0	0	0	0
Financing	0	0	0	0	0	0	0	0	0	0
General Revenues	0	0	0	0	0	0	0	0	0	0
General Revenues-R3M	0	0	0	0	0	0	0	0	0	0
Grants & County Match	0	0	0	0	0	0	0	0	0	0
Impact Fees	500	0	300	200	0	0	0	0	0	0
Other	0	0	0	0	0	0	0	0	0	0
Undetermined	0	0	0	0	0	0	0	0	0	0
Subtotal FY18			\$300	\$200						
Total	\$500	\$0	\$500	\$200	\$0	\$0	\$0	\$0	\$0	\$0

Uses of Funds (in \$000s):	Total Estimated Cost	Prior Expenses	FY 18		FY 19	FY 20	FY 21	FY 22	FY 23	Future
			Carryforward	Additional						
Administration	\$20	\$0	\$20	\$0	\$0	\$0	\$0	\$0	\$0	\$0
Construction	450	0	250	200	0	0	0	0	0	0
Design	30	0	30	0	0	0	0	0	0	0
Development	0	0	0	0	0	0	0	0	0	0
Equipment	0	0	0	0	0	0	0	0	0	0
Land/ROW	0	0	0	0	0	0	0	0	0	0
Non-Capital	0	0	0	0	0	0	0	0	0	0
Subtotal FY18			\$300	\$200						
Total	\$500	\$0	\$500	\$200	\$0	\$0	\$0	\$0	\$0	\$0

PROJECT TITLE:
TEMPLE TERRACE MULTIPLE PARKS PROJECTS
 CIE REQUIREMENTS: Y
 LEVEL OF SERVICE IMPACT: E

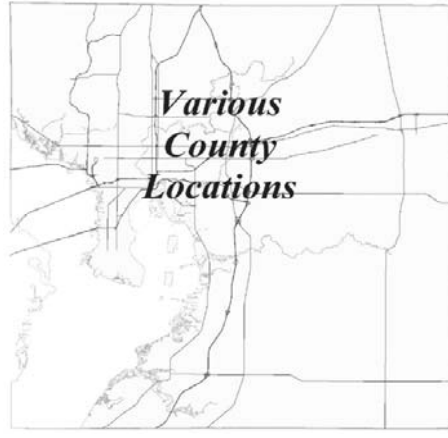
PROJECT NUMBER: C80207000
 PROGRAM: PARKS

PROJECT DESCRIPTION:

As requested by the City of Temple Terrace, this project will provide funding only through an agreement with the City of Temple Terrace. This project will provide funding for a proposed list of projects that will include playground upgrades, athletic facility support and waterfront (Hillsborough River) access. The City of Temple Terrace will be responsible for the acquisition of land, design, construction, maintenance and operation of any project created or enhanced by these funds.

Neighborhood Community Area:

Temple Terrace



OPERATING COST IMPACT:

There are no additional operating or maintenance costs associated with this project.

PROJECT COMPLETION DATE: TBD

Sources of Funds (in \$000s):	Total Estimated Sources	Prior Revenues	FY 18		FY 19	FY 20	FY 21	FY 22	FY 23	Future
			Carryforward	Additional						
Boat Fees	\$0	\$0	\$0	\$0	\$0	\$0	\$0	\$0	\$0	\$0
Community Invest. Tax I	0	0	0	0	0	0	0	0	0	0
Community Invest. Tax II	0	0	0	0	0	0	0	0	0	0
Community Invest. Tax III	450	189	261	0	0	0	0	0	0	0
Financing	0	0	0	0	0	0	0	0	0	0
General Revenues	0	0	0	0	0	0	0	0	0	0
General Revenues-R3M	0	0	0	0	0	0	0	0	0	0
Grants & County Match	0	0	0	0	0	0	0	0	0	0
Impact Fees	0	0	0	0	0	0	0	0	0	0
Other	0	0	0	0	0	0	0	0	0	0
Undetermined	0	0	0	0	0	0	0	0	0	0
Subtotal FY18			\$261	\$0						
Total	\$450	\$189	\$261	\$0	\$0	\$0	\$0	\$0	\$0	\$0

Uses of Funds (in \$000s):	Total Estimated Cost	Prior Expenses	FY 18		FY 19	FY 20	FY 21	FY 22	FY 23	Future
			Carryforward	Additional						
Administration	\$0	\$0	\$0	\$0	\$0	\$0	\$0	\$0	\$0	\$0
Construction	0	0	0	0	0	0	0	0	0	0
Design	0	0	0	0	0	0	0	0	0	0
Development	0	0	0	0	0	0	0	0	0	0
Equipment	0	0	0	0	0	0	0	0	0	0
Land/ROW	0	0	0	0	0	0	0	0	0	0
Non-Capital	450	189	261	0	0	0	0	0	0	0
Subtotal FY18			\$261	\$0						
Total	\$450	\$189	\$261	\$0	\$0	\$0	\$0	\$0	\$0	\$0

PROJECT TITLE:
THONOTOSASSA AREA RECREATION CENTER
 CIE REQUIREMENTS: Y
 LEVEL OF SERVICE IMPACT: E

PROJECT NUMBER: C83227000
 PROGRAM: PARKS

PROJECT DESCRIPTION:

This Project is to design and construct an upto 10,000 sf Multi-Purpose Recreation Center and associated improvements on County owned property within the Thonotosassa Area enhance/accommodate various recreation programs, Basketball, Volleyball and other organized indoor activities to afford safe and wholesome programmed activities. Funding not determined.

Neighborhood Community Area:

To Be Determined



OPERATING COST IMPACT:

Operating cost is estimated to be an additional \$20,000 per year.

PROJECT COMPLETION DATE: TBD

Sources of Funds (in \$000s):	Total Estimated Sources	Prior Revenues	FY 18		FY 19	FY 20	FY 21	FY 22	FY 23	Future
			Carryforward	Additional						
Boat Fees	\$0	\$0	\$0	\$0	\$0	\$0	\$0	\$0	\$0	\$0
Community Invest. Tax I	0	0	0	0	0	0	0	0	0	0
Community Invest. Tax II	0	0	0	0	0	0	0	0	0	0
Community Invest. Tax III	0	0	0	0	0	0	0	0	0	0
Financing	0	0	0	0	0	0	0	0	0	0
General Revenues	0	0	0	0	0	0	0	0	0	0
General Revenues-R3M	0	0	0	0	0	0	0	0	0	0
Grants & County Match	0	0	0	0	0	0	0	0	0	0
Impact Fees	0	0	0	0	0	0	0	0	0	0
Other	0	0	0	0	0	0	0	0	0	0
Undetermined	2,200	0	0	0	0	0	0	0	0	2,200
Subtotal FY18			\$0	\$0						
Total	\$2,200	\$0	\$0	\$0	\$0	\$0	\$0	\$0	\$0	\$2,200

Uses of Funds (in \$000s):	Total Estimated Cost	Prior Expenses	FY 18		FY 19	FY 20	FY 21	FY 22	FY 23	Future
			Carryforward	Additional						
Administration	\$0	\$0	\$0	\$0	\$0	\$0	\$0	\$0	\$0	\$0
Construction	2,200	0	0	0	0	0	0	0	0	2,200
Design	0	0	0	0	0	0	0	0	0	0
Development	0	0	0	0	0	0	0	0	0	0
Equipment	0	0	0	0	0	0	0	0	0	0
Land/ROW	0	0	0	0	0	0	0	0	0	0
Non-Capital	0	0	0	0	0	0	0	0	0	0
Subtotal FY18			\$0	\$0						
Total	\$2,200	\$0	\$0	\$0	\$0	\$0	\$0	\$0	\$0	\$2,200

PROJECT TITLE:
TOWN N COUNTRY AREA RECREATION CENTER
CIE REQUIREMENTS: Y
LEVEL OF SERVICE IMPACT: E

PROJECT NUMBER: C83224000
PROGRAM: PARKS

PROJECT DESCRIPTION:
This Project is to design and construct a building expansion together with associated improvements at Jackson Springs Park to enhance the existing building and site for various recreation programs.



OPERATING COST IMPACT:
Operating cost is estimated to be an additional \$20,000 per year.

PROJECT COMPLETION DATE: Post Construction

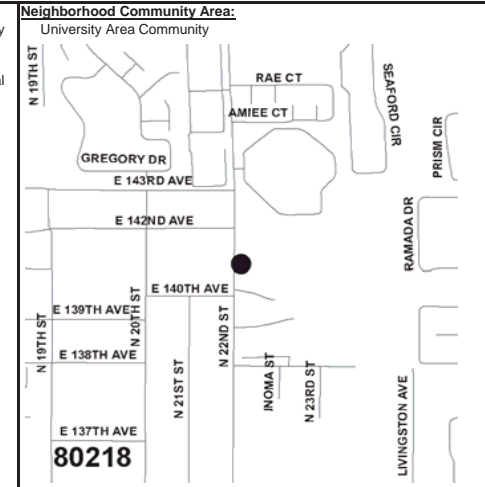
Sources of Funds (in \$000s):	Total	Prior	FY 18		FY 19	FY 20	FY 21	FY 22	FY 23	Future
	Estimated	Revenues	Carryforward	Additional						
Boat Fees	\$0	\$0	\$0	\$0	\$0	\$0	\$0	\$0	\$0	\$0
Community Invest. Tax I	2,200	2,034	166	0	0	0	0	0	0	0
Community Invest. Tax II	0	0	0	0	0	0	0	0	0	0
Community Invest. Tax III	0	0	0	0	0	0	0	0	0	0
Financing	0	0	0	0	0	0	0	0	0	0
General Revenues	0	0	0	0	0	0	0	0	0	0
General Revenues-R3M	0	0	0	0	0	0	0	0	0	0
Grants & County Match	0	0	0	0	0	0	0	0	0	0
Impact Fees	0	0	0	0	0	0	0	0	0	0
Other	0	0	0	0	0	0	0	0	0	0
Undetermined	0	0	0	0	0	0	0	0	0	0
Subtotal FY18			\$166	\$0						
Total	\$2,200	\$2,034	\$166	\$0	\$0	\$0	\$0	\$0	\$0	\$0

Uses of Funds (in \$000s):	Total	Prior	FY 18		FY 19	FY 20	FY 21	FY 22	FY 23	Future
	Estimated	Expenses	Carryforward	Additional						
Administration	\$35	\$35	\$0	\$0	\$0	\$0	\$0	\$0	\$0	\$0
Construction	2,026	1,860	166	0	0	0	0	0	0	0
Design	115	115	0	0	0	0	0	0	0	0
Development	1	1	0	0	0	0	0	0	0	0
Equipment	24	24	0	0	0	0	0	0	0	0
Land/ROW	0	0	0	0	0	0	0	0	0	0
Non-Capital	0	0	0	0	0	0	0	0	0	0
Subtotal FY18			\$166	\$0						
Total	\$2,200	\$2,034	\$166	\$0	\$0	\$0	\$0	\$0	\$0	\$0

PROJECT TITLE:
UNIVERSITY AREA COMMUNITY CENTER PARKING LAND ACQUISITION
CIE REQUIREMENTS: Y
LEVEL OF SERVICE IMPACT: E

PROJECT NUMBER: C80218000
PROGRAM: PARKS

PROJECT DESCRIPTION:
This project is for the acquisition of property in the vicinity of the University Area Community Center on 22nd Street for future parking/open space. Increased growth in the area and increased use of the University Area Community Center in conjunction with future expansion requires additional parking.



OPERATING COST IMPACT:
To be determined.

PROJECT COMPLETION DATE: TBD

Sources of Funds (in \$000s):	Total	Prior	FY 18		FY 19	FY 20	FY 21	FY 22	FY 23	Future
	Estimated	Revenues	Carryforward	Additional						
Boat Fees	\$0	\$0	\$0	\$0	\$0	\$0	\$0	\$0	\$0	\$0
Community Invest. Tax I	0	0	0	0	0	0	0	0	0	0
Community Invest. Tax II	0	0	0	0	0	0	0	0	0	0
Community Invest. Tax III	1,400	649	751	0	0	0	0	0	0	0
Financing	0	0	0	0	0	0	0	0	0	0
General Revenues	0	0	0	0	0	0	0	0	0	0
General Revenues-R3M	0	0	0	0	0	0	0	0	0	0
Grants & County Match	0	0	0	0	0	0	0	0	0	0
Impact Fees	0	0	0	0	0	0	0	0	0	0
Other	0	0	0	0	0	0	0	0	0	0
Undetermined	0	0	0	0	0	0	0	0	0	0
Subtotal FY18			\$751	\$0						
Total	\$1,400	\$649	\$751	\$0	\$0	\$0	\$0	\$0	\$0	\$0

Uses of Funds (in \$000s):	Total	Prior	FY 18		FY 19	FY 20	FY 21	FY 22	FY 23	Future
	Estimated	Expenses	Carryforward	Additional						
Administration	\$1	\$1	\$0	\$0	\$0	\$0	\$0	\$0	\$0	\$0
Construction	0	0	0	0	0	0	0	0	0	0
Design	0	0	0	0	0	0	0	0	0	0
Development	0	0	0	0	0	0	0	0	0	0
Equipment	0	0	0	0	0	0	0	0	0	0
Land/ROW	1,399	648	751	0	0	0	0	0	0	0
Non-Capital	0	0	0	0	0	0	0	0	0	0
Subtotal FY18			\$751	\$0						
Total	\$1,400	\$649	\$751	\$0	\$0	\$0	\$0	\$0	\$0	\$0

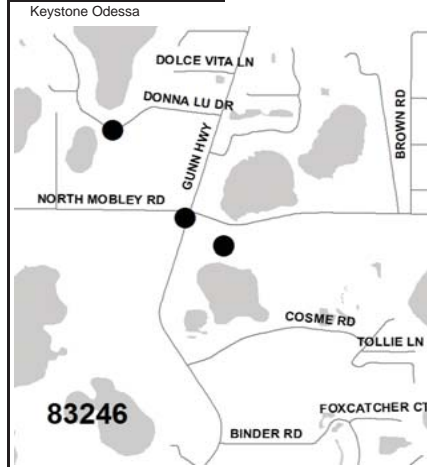
PROJECT TITLE:
UPPER TAMPA BAY TRAIL IV A&B
CIE REQUIREMENTS: Y
LEVEL OF SERVICE IMPACT: F

PROJECT NUMBER: C83246000
PROGRAM: PARKS

PROJECT DESCRIPTION:

This work for Sections A & B of the Upper Tampa Bay Trail Phase IV will include design and construction for the trail between the existing Upper Tampa Bay Trail that ends just north of Peterson Road to the trail terminus of Section C at Van Dyke Road just East of Gunn Highway. The route and length are undetermined at this time.

Neighborhood Community Area:



OPERATING COST IMPACT:

Operating cost is estimated to be an additional \$45,000 per year. One position will be required.

PROJECT COMPLETION DATE: TBD

Sources of Funds (in \$000s):	Total Estimated Sources	Prior Revenues	FY 18		FY 19	FY 20	FY 21	FY 22	FY 23	Future
			Carryforward	Additional						
Boat Fees	\$0	\$0	\$0	\$0	\$0	\$0	\$0	\$0	\$0	\$0
Community Invest. Tax I	0	0	0	0	0	0	0	0	0	0
Community Invest. Tax II	0	0	0	0	0	0	0	0	0	0
Community Invest. Tax III	0	0	0	0	0	0	0	0	0	0
Financing	0	0	0	0	0	0	0	0	0	0
General Revenues	0	0	0	0	0	0	0	0	0	0
General Revenues-R3M	0	0	0	0	0	0	0	0	0	0
Grants & County Match	0	0	0	0	0	0	0	0	0	0
Impact Fees	0	0	0	0	0	0	0	0	0	0
Other	0	0	0	0	0	0	0	0	0	0
Undetermined	5,000	0	0	0	0	0	0	0	0	5,000
Subtotal FY18			\$0	\$0						
Total	\$5,000	\$0	\$0	\$0	\$0	\$0	\$0	\$0	\$0	\$5,000

Uses of Funds (in \$000s):	Total Estimated Cost	Prior Expenses	FY 18		FY 19	FY 20	FY 21	FY 22	FY 23	Future
			Carryforward	Additional						
Administration	\$0	\$0	\$0	\$0	\$0	\$0	\$0	\$0	\$0	\$0
Construction	5,000	0	0	0	0	0	0	0	0	5,000
Design	0	0	0	0	0	0	0	0	0	0
Development	0	0	0	0	0	0	0	0	0	0
Equipment	0	0	0	0	0	0	0	0	0	0
Land/ROW	0	0	0	0	0	0	0	0	0	0
Non-Capital	0	0	0	0	0	0	0	0	0	0
Subtotal FY18			\$0	\$0						
Total	\$5,000	\$0	\$0	\$0	\$0	\$0	\$0	\$0	\$0	\$5,000

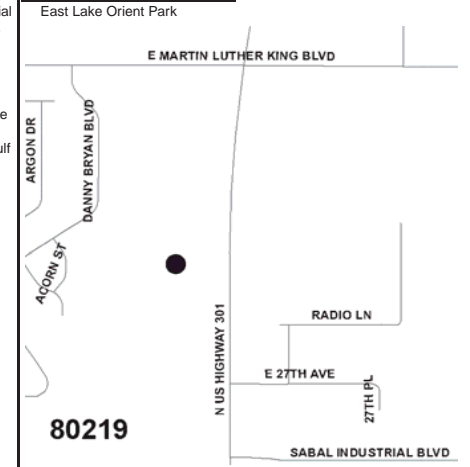
PROJECT TITLE:
VETERANS MEMORIAL PARK EXPANSION PHASE I/II/III
CIE REQUIREMENTS: Y
LEVEL OF SERVICE IMPACT: E

PROJECT NUMBER: C80219000
PROGRAM: PARKS

PROJECT DESCRIPTION:

This project is for Phase I, Phase II and Phase III of the Veteran's Memorial Park Master Plan for the redesign and expansion of the existing Veteran's Memorial Park and Museum located on Highway 301 North. Phase I will include installation of an entry feature, signage and icon, site work, roads, parking and a caretaker area. Phase II will include construction of a "Freedom Trail". Phase III will include County funding for design and construction of individual memorials. Recommended memorial projects are as follows: Seminole Indian Wars, Mexican War, Civil War, Spanish American War, World War I, World War II, Korean War, Vietnam War, Gulf War, Iraq, Afghanistan, Field of Honor, Committed Forces, Purple Heart, Medal of Honor, and POW/MIA. Additional Grant Funding to fund the first phase of the Museum (Approximately 8,000 s.f.)

Neighborhood Community Area:



OPERATING COST IMPACT:

Operating cost is estimated to be an additional \$20,000 per year.

PROJECT COMPLETION DATE: Dec 2018

Sources of Funds (in \$000s):	Total Estimated Sources	Prior Revenues	FY 18		FY 19	FY 20	FY 21	FY 22	FY 23	Future
			Carryforward	Additional						
Boat Fees	\$0	\$0	\$0	\$0	\$0	\$0	\$0	\$0	\$0	\$0
Community Invest. Tax I	0	0	0	0	0	0	0	0	0	0
Community Invest. Tax II	0	0	0	0	0	0	0	0	0	0
Community Invest. Tax III	1,959	1,876	82	0	0	0	0	0	0	0
Financing	0	0	0	0	0	0	0	0	0	0
General Revenues	1,115	1,115	0	0	0	0	0	0	0	0
General Revenues-R3M	0	0	0	0	0	0	0	0	0	0
Grants & County Match	1,500	1,500	0	0	0	0	0	0	0	0
Impact Fees	860	85	215	560	0	0	0	0	0	0
Other	0	0	0	0	0	0	0	0	0	0
Undetermined	1,000	0	0	0	0	0	0	0	0	1,000
Subtotal FY18			\$298	\$560						
Total	\$6,434	\$4,576	\$858	\$560	\$0	\$0	\$0	\$0	\$0	\$1,000

Uses of Funds (in \$000s):	Total Estimated Cost	Prior Expenses	FY 18		FY 19	FY 20	FY 21	FY 22	FY 23	Future
			Carryforward	Additional						
Administration	\$41	\$41	\$0	\$0	\$0	\$0	\$0	\$0	\$0	\$0
Construction	5,305	4,222	82	0	0	0	0	0	0	1,000
Design	1,081	306	215	560	0	0	0	0	0	0
Development	0	0	0	0	0	0	0	0	0	0
Equipment	0	0	0	0	0	0	0	0	0	0
Land/ROW	7	7	0	0	0	0	0	0	0	0
Non-Capital	0	0	0	0	0	0	0	0	0	0
Subtotal FY18			\$298	\$560						
Total	\$6,434	\$4,576	\$858	\$560	\$0	\$0	\$0	\$0	\$0	\$1,000

PROJECT TITLE:
WATERSET SPORTS COMPLEX
CIE REQUIREMENTS: Y
LEVEL OF SERVICE IMPACT: E

PROJECT NUMBER: C80324000

PROGRAM: PARKS

PROJECT DESCRIPTION:

This project will provide detailed planning, design and engineering for a proposed youth sports complex in the South County area. The complex will be within the Waterset development west of I-75. Land exchange with the developer has been achieved. Construction to be funded in the future.

Neighborhood Community Area:



OPERATING COST IMPACT:

Operating cost is estimated to be an additional \$250,000 per year.

PROJECT COMPLETION DATE: TBD

Sources of Funds (in \$000s):	Total	Prior	FY 18		FY 19	FY 20	FY 21	FY 22	FY 23	Future
	Estimated	Revenues	Carryforward	Additional						
Boat Fees	\$0	\$0	\$0	\$0	\$0	\$0	\$0	\$0	\$0	\$0
Community Invest. Tax I	0	0	0	0	0	0	0	0	0	0
Community Invest. Tax II	0	0	0	0	0	0	0	0	0	0
Community Invest. Tax III	0	0	0	0	0	0	0	0	0	0
Financing	0	0	0	0	0	0	0	0	0	0
General Revenues	500	38	462	0	0	0	0	0	0	0
General Revenues-R3M	0	0	0	0	0	0	0	0	0	0
Grants & County Match	0	0	0	0	0	0	0	0	0	0
Impact Fees	0	0	0	0	0	0	0	0	0	0
Other	0	0	0	0	0	0	0	0	0	0
Undetermined	4,500	0	0	0	0	0	0	0	0	4,500
Subtotal FY18			\$462	\$0						
Total	\$5,000	\$38	\$462	\$0	\$0	\$0	\$0	\$0	\$0	\$4,500

Uses of Funds (in \$000s):	Total	Prior	FY 18		FY 19	FY 20	FY 21	FY 22	FY 23	Future
	Estimated	Expenses	Carryforward	Additional						
Administration	\$5	\$5	\$0	\$0	\$0	\$0	\$0	\$0	\$0	\$0
Construction	4,500	0	0	0	0	0	0	0	0	4,500
Design	487	24	462	0	0	0	0	0	0	0
Development	0	0	0	0	0	0	0	0	0	0
Equipment	0	0	0	0	0	0	0	0	0	0
Land/ROW	8	8	0	0	0	0	0	0	0	0
Non-Capital	0	0	0	0	0	0	0	0	0	0
Subtotal FY18			\$462	\$0						
Total	\$5,000	\$38	\$462	\$0	\$0	\$0	\$0	\$0	\$0	\$4,500

PROJECT TITLE:
WILLIAMS PARK BOAT RAMP
CIE REQUIREMENTS: Y
LEVEL OF SERVICE IMPACT: M

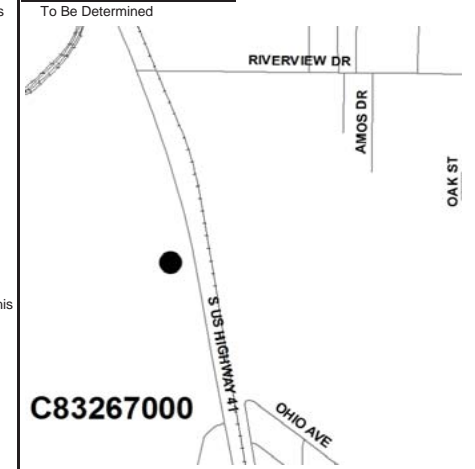
PROJECT NUMBER: C83267000

PROGRAM: PARKS

PROJECT DESCRIPTION:

Enhance and improve the existing boat ramp with associated amenities as necessary.

Neighborhood Community Area:



OPERATING COST IMPACT:

There are no additional operating or maintenance costs associated with this project.

PROJECT COMPLETION DATE: Dec 2018

Sources of Funds (in \$000s):	Total	Prior	FY 18		FY 19	FY 20	FY 21	FY 22	FY 23	Future
	Estimated	Revenues	Carryforward	Additional						
Boat Fees	\$550	\$0	\$550	\$0	\$0	\$0	\$0	\$0	\$0	\$0
Community Invest. Tax I	0	0	0	0	0	0	0	0	0	0
Community Invest. Tax II	0	0	0	0	0	0	0	0	0	0
Community Invest. Tax III	0	0	0	0	0	0	0	0	0	0
Financing	0	0	0	0	0	0	0	0	0	0
General Revenues	0	0	0	0	0	0	0	0	0	0
General Revenues-R3M	0	0	0	0	0	0	0	0	0	0
Grants & County Match	0	0	0	0	0	0	0	0	0	0
Impact Fees	0	0	0	0	0	0	0	0	0	0
Other	0	0	0	0	0	0	0	0	0	0
Undetermined	0	0	0	0	0	0	0	0	0	0
Subtotal FY18			\$550	\$0						
Total	\$550	\$0	\$550	\$0	\$0	\$0	\$0	\$0	\$0	\$0

Uses of Funds (in \$000s):	Total	Prior	FY 18		FY 19	FY 20	FY 21	FY 22	FY 23	Future
	Estimated	Expenses	Carryforward	Additional						
Administration	\$50	\$0	\$50	\$0	\$0	\$0	\$0	\$0	\$0	\$0
Construction	450	0	450	0	0	0	0	0	0	0
Design	50	0	50	0	0	0	0	0	0	0
Development	0	0	0	0	0	0	0	0	0	0
Equipment	0	0	0	0	0	0	0	0	0	0
Land/ROW	0	0	0	0	0	0	0	0	0	0
Non-Capital	0	0	0	0	0	0	0	0	0	0
Subtotal FY18			\$550	\$0						
Total	\$550	\$0	\$550	\$0	\$0	\$0	\$0	\$0	\$0	\$0



Solid Waste Enterprise Program



Hillsborough County Florida

For more information, contact the Management & Budget department
(813) 272-5890 • HCFLGov.net/Budget

**SOLID WASTE ENTERPRISE PROGRAM
SOURCES AND USES OF FUNDS SUMMARY
(in thousands)**

<u>Sources of Funds:</u>	<u>TOTAL ESTIMATE</u>	<u>PRIOR REVENUES</u>	<u>FY 18</u>		<u>FY 19</u>	<u>FY 20</u>	<u>FY 21</u>	<u>FY 22</u>	<u>FY 23</u>	<u>FUTURE</u>
			<u>Carryforward</u>	<u>Additional</u>						
Enterprise Fees	\$21,789	\$1,322	\$3,606	\$7,662	\$6,500	\$1,500	\$1,200	\$0	\$0	\$0
Financing	671	671	128	(128)	0	0	0	0	0	0
Subtotal FY18			\$3,733	\$7,534						
Total	\$22,460	\$1,992	\$11,268		\$6,500	\$1,500	\$1,200	\$0	\$0	\$0

TOTAL FY 18 - FY 23 = \$20,468

<u>Uses of Funds:</u>	<u>TOTAL ESTIMATE</u>	<u>PRIOR EXPENSES</u>	<u>FY 18</u>		<u>FY 19</u>	<u>FY 20</u>	<u>FY 21</u>	<u>FY 22</u>	<u>FY 23</u>	<u>FUTURE</u>
			<u>Carryforward</u>	<u>Additional</u>						
Administration	\$0	\$0	\$0	\$0	\$0	\$0	\$0	\$0	\$0	\$0
Construction	22,460	1,992	3,733	7,534	6,500	1,500	1,200	0	0	0
Design	0	0	0	0	0	0	0	0	0	0
Development	0	0	0	0	0	0	0	0	0	0
Equipment	0	0	0	0	0	0	0	0	0	0
Land/ROW	0	0	0	0	0	0	0	0	0	0
Non-Capital	0	0	0	0	0	0	0	0	0	0
Subtotal FY18			\$3,733	\$7,534						
Total	\$22,460	\$1,992	\$11,268		\$6,500	\$1,500	\$1,200	\$0	\$0	\$0

TOTAL FY 18 - FY 23 = \$20,468

SOLID WASTE ENTERPRISE PROGRAM
COMPLETED AND CANCELED PROJECTS - FY 17

<u>PROJECT NUMBER</u>	<u>PROJECT TITLE</u>	<u>ACTUAL/PROJECTED COMPLETION DATE</u> ⁽¹⁾
---------------------------	----------------------	------------------------------------------------------------

No projects completed or canceled in FY 17.

(1) Includes projects anticipated to be completed by 09/30/17

**SOLID WASTE ENTERPRISE PROGRAM
PROJECTS SUMMARY SCHEDULE
(in thousands)**

PROJECT NUMBER	PROJECT TITLE	TOTAL ESTIMATED COST	PRIOR EXPENSES	FY 18		FY 19	FY 20	FY 21	FY 22	FY 23	FUTURE	PROJECT COMPLETION DATE
				Carryforward	Additional							
C54065000	Countywide Solid Waste Management Facilities R&R Master Project	\$2,810	\$1,912	\$225	\$72	\$200	\$200	\$200	\$0	\$0	\$0	Ongoing
C54074000	Hardening of 2nd Floor Conference Room at the Resource Recovery Facility	350	0	350	0	0	0	0	0	0	0	Oct 2019
C54073000	Hardening of the Resource Recovery Facility Cooling Tower	750	0	750	0	0	0	0	0	0	0	Oct 2019
C54067000	Northwest Community Collection Center and Household Hazardous Waste Improvements	3,750	40	148	3,562	0	0	0	0	0	0	Mar 2020
C54066000	Northwest Transfer Facility Scale House Replacement	3,000	40	60	2,900	0	0	0	0	0	0	Dec 2020
C54064000	Resource Recovery Facility Warehouse	2,000	0	2,000	0	0	0	0	0	0	0	Dec 2020
C54075000	Road Improvements at the Resource Recovery Facility	1,800	0	0	0	300	500	1,000	0	0	0	Oct 2022
C54068000	Southeast County Landfill Leachate Line Connection to Sewer Main	8,000	0	200	1,000	6,000	800	0	0	0	0	Oct 2022
Subtotal FY 18				\$3,733	\$7,534							
Total Solid Waste Enterprise Program		\$22,460	\$1,992	\$11,268		\$6,500	\$1,500	\$1,200	\$0	\$0	\$0	

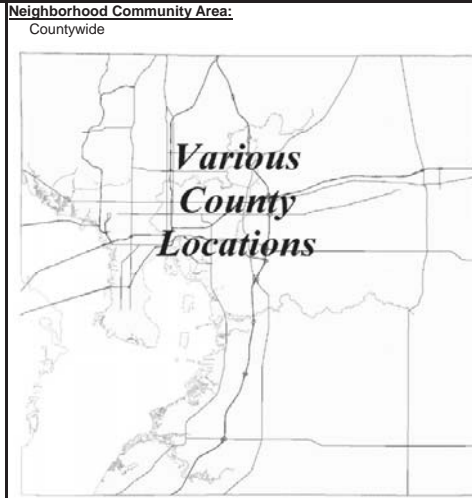
TOTAL FY 18 - FY 23 = \$20,468

*-New Project TBD - To be Determined

PROJECT TITLE:
COUNTYWIDE SOLID WASTE MANAGEMENT FACILITIES R&R MASTER PROJECT
CIE REQUIREMENTS: Y
LEVEL OF SERVICE IMPACT: M

PROJECT NUMBER: C54065000
PROGRAM: SOLID WASTE ENTERPRISE

PROJECT DESCRIPTION:
 Rehabilitate/ Replace fixed assets and other Countywide Solid Waste facilities, including but not limited to Transfer Stations, Scale Houses, Scales, Surveillance Equipment, Unattended Scale Equipment, Knuckle Boom Cranes, Yard Waste Sites, Closed Landfills, Southeast County Landfill, Landfill Gas Monitoring Facilities, Leachate Collection and Treatment Facilities, etc. to extend their service life and maintain the existing level of service. Refurbish/ Rehabilitate/ Replace existing County equipment to extend its service life and maintain the existing level of service.



OPERATING COST IMPACT:
 No significant change in operating cost is anticipated.

PROJECT COMPLETION DATE: Ongoing

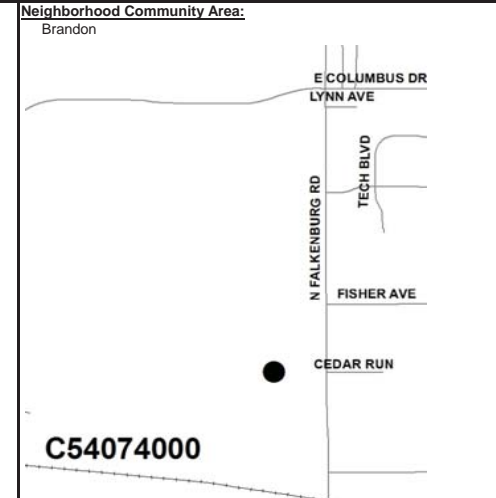
Sources of Funds (in \$000s):	Total Estimated Sources	Prior Revenues	FY 18		FY 19	FY 20	FY 21	FY 22	FY 23	Future
			Carrvforward	Additional						
Enterprise Fees	\$2,139	\$1,242	\$98	\$200	\$200	\$200	\$0	\$0	\$0	
Financing	671	671	128	(128)	0	0	0	0	0	
Other	0	0	0	0	0	0	0	0	0	
Undetermined	0	0	0	0	0	0	0	0	0	
Subtotal FY18			\$225	\$72						
Total	\$2,810	\$1,912	\$298		\$200	\$200	\$200	\$0	\$0	\$0

Uses of Funds (in \$000s):	Total Estimated Cost	Prior Expenses	FY 18		FY 19	FY 20	FY 21	FY 22	FY 23	Future
			Carrvforward	Additional						
Administration	\$0	\$0	\$0	\$0	\$0	\$0	\$0	\$0	\$0	\$0
Construction	2,810	1,912	225	72	200	200	200	0	0	0
Design	0	0	0	0	0	0	0	0	0	0
Development	0	0	0	0	0	0	0	0	0	0
Equipment	0	0	0	0	0	0	0	0	0	0
Land/ROW	0	0	0	0	0	0	0	0	0	0
Non-Capital	0	0	0	0	0	0	0	0	0	0
Subtotal FY18			\$225	\$72						
Total	\$2,810	\$1,912	\$298		\$200	\$200	\$200	\$0	\$0	\$0

PROJECT TITLE:
HARDENING OF 2ND FLOOR CONFERENCE ROOM AT THE RESOURCE RECOVERY FACILITY
CIE REQUIREMENTS: Y
LEVEL OF SERVICE IMPACT: M

PROJECT NUMBER: C54074000
PROGRAM: SOLID WASTE ENTERPRISE

PROJECT DESCRIPTION:
 Engineering, permitting, construction and construction CQA for the hardening of the 2nd floor conference room at the Resource Recovery Facility. Project includes the re-enforcement of windows to withstand hurricane force winds. Major improvements are necessary in order to improve safety for staff during a hurricane event.



OPERATING COST IMPACT:
 No significant change in operating cost is anticipated.

PROJECT COMPLETION DATE: Oct 2019

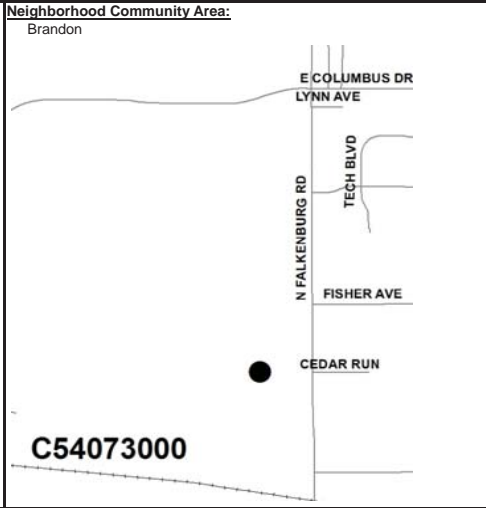
Sources of Funds (in \$000s):	Total Estimated Sources	Prior Revenues	FY 18		FY 19	FY 20	FY 21	FY 22	FY 23	Future
			Carrvforward	Additional						
Enterprise Fees	\$350	\$0	\$350	\$0	\$0	\$0	\$0	\$0	\$0	\$0
Financing	0	0	0	0	0	0	0	0	0	0
Other	0	0	0	0	0	0	0	0	0	0
Undetermined	0	0	0	0	0	0	0	0	0	0
Subtotal FY18			\$350	\$0						
Total	\$350	\$0	\$350		\$0	\$0	\$0	\$0	\$0	\$0

Uses of Funds (in \$000s):	Total Estimated Cost	Prior Expenses	FY 18		FY 19	FY 20	FY 21	FY 22	FY 23	Future
			Carrvforward	Additional						
Administration	\$0	\$0	\$0	\$0	\$0	\$0	\$0	\$0	\$0	\$0
Construction	350	0	350	0	0	0	0	0	0	0
Design	0	0	0	0	0	0	0	0	0	0
Development	0	0	0	0	0	0	0	0	0	0
Equipment	0	0	0	0	0	0	0	0	0	0
Land/ROW	0	0	0	0	0	0	0	0	0	0
Non-Capital	0	0	0	0	0	0	0	0	0	0
Subtotal FY18			\$350	\$0						
Total	\$350	\$0	\$350		\$0	\$0	\$0	\$0	\$0	\$0

PROJECT TITLE:
HARDENING OF THE RESOURCE RECOVERY FACILITY COOLING TOWER
CIE REQUIREMENTS: Y
LEVEL OF SERVICE IMPACT: M

PROJECT NUMBER: C54073000
PROGRAM: SOLID WASTE ENTERPRISE

PROJECT DESCRIPTION:
Engineering, permitting, construction and construction CQA for the hardening of the cooling tower at the Resource Recovery Facility. Project includes the re-enforcement of the cooling tower to withstand hurricane force winds. Major improvements are necessary to improve safety for staff during a hurricane event.



OPERATING COST IMPACT:
No significant change in operating cost is anticipated.

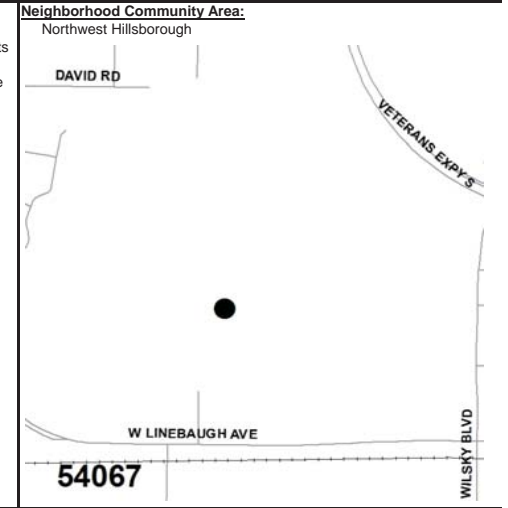
PROJECT COMPLETION DATE: Oct 2019

Sources of Funds (in \$000s):	Total Estimated Sources	Prior Revenues	FY 18		FY 19	FY 20	FY 21	FY 22	FY 23	Future
			Carrvforward	Additional						
Enterprise Fees	\$750	\$0	\$750	\$0	\$0	\$0	\$0	\$0	\$0	\$0
Financing	0	0	0	0	0	0	0	0	0	0
Other	0	0	0	0	0	0	0	0	0	0
Undetermined	0	0	0	0	0	0	0	0	0	0
Subtotal FY18			\$750	\$0						
Total	\$750	\$0	\$750	\$0	\$0	\$0	\$0	\$0	\$0	\$0

Uses of Funds (in \$000s):	Total Estimated Cost	Prior Expenses	FY 18		FY 19	FY 20	FY 21	FY 22	FY 23	Future
			Carrvforward	Additional						
Administration	\$0	\$0	\$0	\$0	\$0	\$0	\$0	\$0	\$0	\$0
Construction	750	0	750	0	0	0	0	0	0	0
Design	0	0	0	0	0	0	0	0	0	0
Development	0	0	0	0	0	0	0	0	0	0
Equipment	0	0	0	0	0	0	0	0	0	0
Land/ROW	0	0	0	0	0	0	0	0	0	0
Non-Capital	0	0	0	0	0	0	0	0	0	0
Subtotal FY18			\$750	\$0						
Total	\$750	\$0	\$750	\$0	\$0	\$0	\$0	\$0	\$0	\$0

PROJECT TITLE:
NORTHWEST COMMUNITY COLLECTION CENTER AND HOUSEHOLD HAZARDOUS WASTE IMPROVEMENTS
CIE REQUIREMENTS: Y
LEVEL OF SERVICE IMPACT: M

PROJECT DESCRIPTION:
Design, permitting, construction, construction quality assurance and inspections for the Northwest Community Collection Center Improvements project. Major improvements are necessary to provide a better site configuration thus improving safety, customer traffic flow, efficiency of the operation and an expanded layout that will improve the overall customer experience while using the facility.



OPERATING COST IMPACT:
No significant change in operating cost is anticipated.

PROJECT COMPLETION DATE: Mar 2020

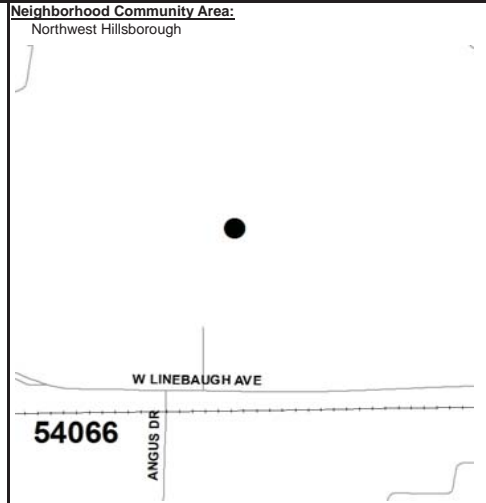
Sources of Funds (in \$000s):	Total Estimated Sources	Prior Revenues	FY 18		FY 19	FY 20	FY 21	FY 22	FY 23	Future
			Carrvforward	Additional						
Enterprise Fees	\$3,750	\$40	\$148	\$3,562	\$0	\$0	\$0	\$0	\$0	\$0
Financing	0	0	0	0	0	0	0	0	0	0
Other	0	0	0	0	0	0	0	0	0	0
Undetermined	0	0	0	0	0	0	0	0	0	0
Subtotal FY18			\$148	\$3,562						
Total	\$3,750	\$40	\$3,710	\$3,562	\$0	\$0	\$0	\$0	\$0	\$0

Uses of Funds (in \$000s):	Total Estimated Cost	Prior Expenses	FY 18		FY 19	FY 20	FY 21	FY 22	FY 23	Future
			Carrvforward	Additional						
Administration	\$0	\$0	\$0	\$0	\$0	\$0	\$0	\$0	\$0	\$0
Construction	3,750	40	148	3,562	0	0	0	0	0	0
Design	0	0	0	0	0	0	0	0	0	0
Development	0	0	0	0	0	0	0	0	0	0
Equipment	0	0	0	0	0	0	0	0	0	0
Land/ROW	0	0	0	0	0	0	0	0	0	0
Non-Capital	0	0	0	0	0	0	0	0	0	0
Subtotal FY18			\$148	\$3,562						
Total	\$3,750	\$40	\$3,710	\$3,562	\$0	\$0	\$0	\$0	\$0	\$0

PROJECT TITLE:
NORTHWEST TRANSFER FACILITY SCALE HOUSE REPLACEMENT
 CIE REQUIREMENTS: Y
 LEVEL OF SERVICE IMPACT: M

PROJECT NUMBER: C54066000
 PROGRAM: SOLID WASTE ENTERPRISE

PROJECT DESCRIPTION:
 Design, permitting, construction, construction quality assurance and inspections for the Solid Waste Northwest Transfer Facility Scale House Replacement project. Replacement of the existing Scale House building and associated facilities is necessary to improve safety, customer traffic flow, efficiency of the operation and expand queuing to improve the overall customer experience while using the facility.



OPERATING COST IMPACT:
 No significant change in operating cost is anticipated.

PROJECT COMPLETION DATE: Dec 2020

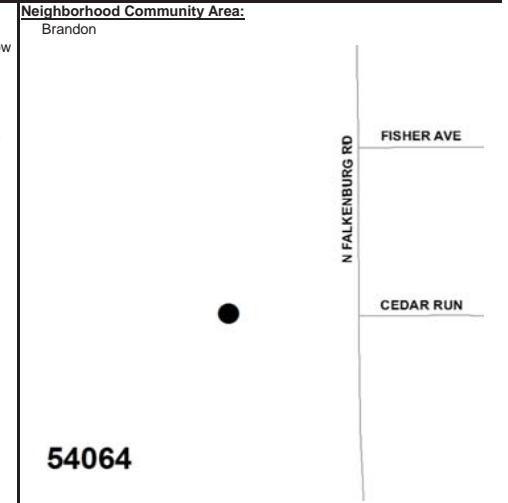
Sources of Funds (in \$000s):	Total Estimated Sources	Prior Revenues	FY 18		FY 19	FY 20	FY 21	FY 22	FY 23	Future
			Carrvforward	Additional						
Enterprise Fees	\$3,000	\$40	\$60	\$2,900	\$0	\$0	\$0	\$0	\$0	\$0
Financing	0	0	0	0	0	0	0	0	0	0
Other	0	0	0	0	0	0	0	0	0	0
Undetermined	0	0	0	0	0	0	0	0	0	0
Subtotal FY18			\$60	\$2,900						
Total	\$3,000	\$40	\$2,960		\$0	\$0	\$0	\$0	\$0	\$0

Uses of Funds (in \$000s):	Total Estimated Cost	Prior Expenses	FY 18		FY 19	FY 20	FY 21	FY 22	FY 23	Future
			Carrvforward	Additional						
Administration	\$0	\$0	\$0	\$0	\$0	\$0	\$0	\$0	\$0	\$0
Construction	3,000	40	60	2,900	0	0	0	0	0	0
Design	0	0	0	0	0	0	0	0	0	0
Development	0	0	0	0	0	0	0	0	0	0
Equipment	0	0	0	0	0	0	0	0	0	0
Land/ROW	0	0	0	0	0	0	0	0	0	0
Non-Capital	0	0	0	0	0	0	0	0	0	0
Subtotal FY18			\$60	\$2,900						
Total	\$3,000	\$40	\$2,960		\$0	\$0	\$0	\$0	\$0	\$0

PROJECT TITLE:
RESOURCE RECOVERY FACILITY WAREHOUSE
 CIE REQUIREMENTS: Y
 LEVEL OF SERVICE IMPACT: M

PROJECT NUMBER: C54064000
 PROGRAM: SOLID WASTE ENTERPRISE

PROJECT DESCRIPTION:
 Engineering, permitting, construction and construction CQA for a new warehouse at the Resource Recovery Facility. A new warehouse will allow for the covered storage of parts and equipment that are currently either stored outdoors or on the tipping floor, which reduces the ability to store additional municipal solid waste. Inside storage will result in improved safety, housekeeping, additional storage space for municipal solid waste on the tipping floor and better organization of spare parts and equipment.



OPERATING COST IMPACT:
 No significant change in operating cost is anticipated.

PROJECT COMPLETION DATE: Dec 2020

Sources of Funds (in \$000s):	Total Estimated Sources	Prior Revenues	FY 18		FY 19	FY 20	FY 21	FY 22	FY 23	Future
			Carrvforward	Additional						
Enterprise Fees	\$2,000	\$0	\$2,000	\$0	\$0	\$0	\$0	\$0	\$0	\$0
Financing	0	0	0	0	0	0	0	0	0	0
Other	0	0	0	0	0	0	0	0	0	0
Undetermined	0	0	0	0	0	0	0	0	0	0
Subtotal FY18			\$2,000	\$0						
Total	\$2,000	\$0	\$2,000	\$0	\$0	\$0	\$0	\$0	\$0	\$0

Uses of Funds (in \$000s):	Total Estimated Cost	Prior Expenses	FY 18		FY 19	FY 20	FY 21	FY 22	FY 23	Future
			Carrvforward	Additional						
Administration	\$0	\$0	\$0	\$0	\$0	\$0	\$0	\$0	\$0	\$0
Construction	2,000	0	2,000	0	0	0	0	0	0	0
Design	0	0	0	0	0	0	0	0	0	0
Development	0	0	0	0	0	0	0	0	0	0
Equipment	0	0	0	0	0	0	0	0	0	0
Land/ROW	0	0	0	0	0	0	0	0	0	0
Non-Capital	0	0	0	0	0	0	0	0	0	0
Subtotal FY18			\$2,000	\$0						
Total	\$2,000	\$0	\$2,000	\$0	\$0	\$0	\$0	\$0	\$0	\$0

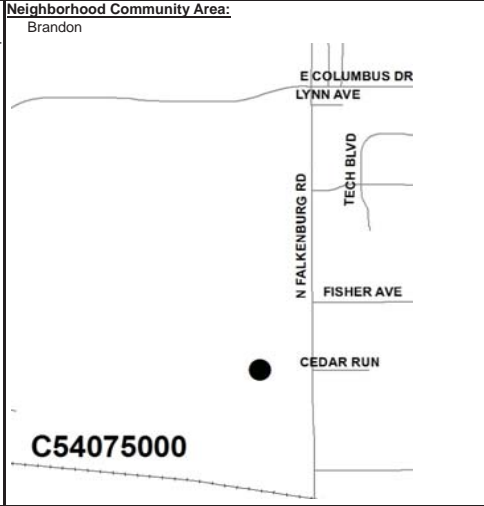
PROJECT TITLE:
ROAD IMPROVEMENTS AT THE RESOURCE RECOVERY FACILITY
CIE REQUIREMENTS: Y
LEVEL OF SERVICE IMPACT: M

PROJECT NUMBER: C54075000
PROGRAM: SOLID WASTE ENTERPRISE

PROJECT DESCRIPTION:
Design, permitting, construction and construction quality assurance and inspection for road improvements at the Resource Recovery Facility. Major improvements are necessary to improve safety, customer traffic flow, efficiency of the operation and also provide a positive overall customer experience while using the facility.

OPERATING COST IMPACT:
No significant change in operating cost is anticipated.

PROJECT COMPLETION DATE: Oct 2022



Sources of Funds (in \$000s):	Total Estimated Sources	Prior Revenues	FY 18		FY 19	FY 20	FY 21	FY 22	FY 23	Future
			Carrvforward	Additional						
Enterprise Fees	\$1,800	\$0	\$0	\$0	\$300	\$500	\$1,000	\$0	\$0	\$0
Financing	0	0	0	0	0	0	0	0	0	0
Other	0	0	0	0	0	0	0	0	0	0
Undetermined	0	0	0	0	0	0	0	0	0	0
Subtotal FY18			\$0	\$0						
Total	\$1,800	\$0	\$0	\$0	\$300	\$500	\$1,000	\$0	\$0	\$0

Uses of Funds (in \$000s):	Total Estimated Cost	Prior Expenses	FY 18		FY 19	FY 20	FY 21	FY 22	FY 23	Future
			Carrvforward	Additional						
Administration	\$0	\$0	\$0	\$0	\$0	\$0	\$0	\$0	\$0	\$0
Construction	1,800	0	0	0	300	500	1,000	0	0	0
Design	0	0	0	0	0	0	0	0	0	0
Development	0	0	0	0	0	0	0	0	0	0
Equipment	0	0	0	0	0	0	0	0	0	0
Land/ROW	0	0	0	0	0	0	0	0	0	0
Non-Capital	0	0	0	0	0	0	0	0	0	0
Subtotal FY18			\$0	\$0						
Total	\$1,800	\$0	\$0	\$0	\$300	\$500	\$1,000	\$0	\$0	\$0

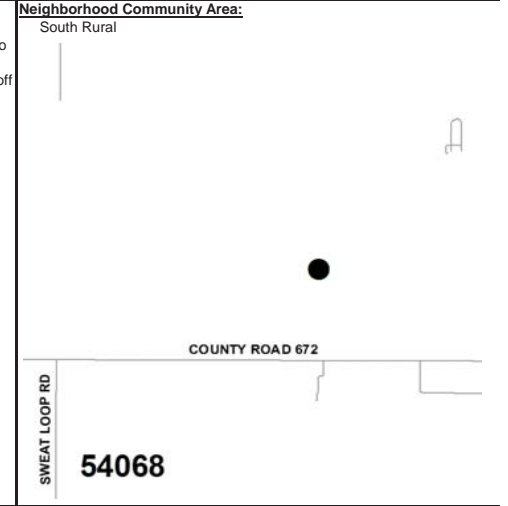
PROJECT TITLE:
SOUTHEAST COUNTY LANDFILL LEACHATE LINE CONNECTION TO SEWER MAIN
CIE REQUIREMENTS: Y
LEVEL OF SERVICE IMPACT: M

PROJECT NUMBER: C54068000
PROGRAM: SOLID WASTE ENTERPRISE

PROJECT DESCRIPTION:
Engineering, permitting and installation of a six inch HDPE line, two new booster pumps and improvements to the existing leachate pump station to connect the leachate collection and treatment system to the sewer main line. Connection is necessary to eliminate the need to haul the leachate off site and improve operations.

OPERATING COST IMPACT:
No significant change in operating cost is anticipated.

PROJECT COMPLETION DATE: Oct 2022



Sources of Funds (in \$000s):	Total Estimated Sources	Prior Revenues	FY 18		FY 19	FY 20	FY 21	FY 22	FY 23	Future
			Carrvforward	Additional						
Enterprise Fees	\$8,000	\$0	\$200	\$1,000	\$6,000	\$800	\$0	\$0	\$0	\$0
Financing	0	0	0	0	0	0	0	0	0	0
Other	0	0	0	0	0	0	0	0	0	0
Undetermined	0	0	0	0	0	0	0	0	0	0
Subtotal FY18			\$200	\$1,000						
Total	\$8,000	\$0	\$1,200	\$6,000	\$800	\$0	\$0	\$0	\$0	\$0

Uses of Funds (in \$000s):	Total Estimated Cost	Prior Expenses	FY 18		FY 19	FY 20	FY 21	FY 22	FY 23	Future
			Carrvforward	Additional						
Administration	\$0	\$0	\$0	\$0	\$0	\$0	\$0	\$0	\$0	\$0
Construction	8,000	0	200	1,000	6,000	800	0	0	0	0
Design	0	0	0	0	0	0	0	0	0	0
Development	0	0	0	0	0	0	0	0	0	0
Equipment	0	0	0	0	0	0	0	0	0	0
Land/ROW	0	0	0	0	0	0	0	0	0	0
Non-Capital	0	0	0	0	0	0	0	0	0	0
Subtotal FY18			\$200	\$1,000						
Total	\$8,000	\$0	\$1,200	\$6,000	\$800	\$0	\$0	\$0	\$0	\$0



Hillsborough
County Florida

For more information, contact the Management & Budget department
(813) 272-5890 • HCFLGov.net/Budget



Stormwater Program



Hillsborough
County Florida

For more information, contact the Management & Budget department
(813) 272-5890 • HCFLGov.net/Budget

STORMWATER PROGRAM
SOURCES AND USES OF FUNDS SUMMARY
(in thousands)

<u>Sources of Funds:</u>	<u>TOTAL</u>	<u>PRIOR</u>	<u>FY 18</u>		<u>FY 19</u>	<u>FY 20</u>	<u>FY 21</u>	<u>FY 22</u>	<u>FY 23</u>	<u>FUTURE</u>
	<u>ESTIMATE</u>	<u>REVENUES</u>	<u>Carryforward</u>	<u>Additional</u>						
Community Invest. Tax I	\$1,476	\$1,011	\$459	\$6	\$0	\$0	\$0	\$0	\$0	\$0
Community Invest. Tax III	25,196	21,574	3,535	87	0	0	0	0	0	0
Enterprise Fees	699	329	370	0	0	0	0	0	0	0
General Revenues	500	258	242	0	0	0	0	0	0	0
Grants & County Match	17,442	6,379	11,729	(666)	0	0	0	0	0	0
Stormwater Fees	131,283	32,582	9,076	15,626	14,800	14,800	14,800	14,800	14,800	0
Subtotal FY18			\$25,412	\$15,053						
Total	\$176,597	\$62,132	\$40,465		\$14,800	\$14,800	\$14,800	\$14,800	\$14,800	\$0

TOTAL FY 18 - FY 23 = \$114,465

<u>Uses of Funds:</u>	<u>TOTAL</u>	<u>PRIOR</u>	<u>FY 18</u>		<u>FY 19</u>	<u>FY 20</u>	<u>FY 21</u>	<u>FY 22</u>	<u>FY 23</u>	<u>FUTURE</u>
	<u>ESTIMATE</u>	<u>EXPENSES</u>	<u>Carryforward</u>	<u>Additional</u>						
Administration	\$0	\$0	\$0	\$0	\$0	\$0	\$0	\$0	\$0	\$0
Construction	142,239	46,170	18,001	13,768	12,700	12,700	12,700	13,100	13,100	0
Design	22,405	8,551	4,067	1,286	1,700	1,700	1,700	1,700	1,700	0
Development	3,594	1,994	400	0	400	400	400	0	0	0
Equipment	10	10	0	0	0	0	0	0	0	0
Land/ROW	3,856	1,815	2,041	0	0	0	0	0	0	0
Non-Capital	4,494	3,593	902	(1)	0	0	0	0	0	0
Subtotal FY18			\$25,412	\$15,053						
Total	\$176,597	\$62,132	\$40,465		\$14,800	\$14,800	\$14,800	\$14,800	\$14,800	\$0

TOTAL FY 18 - FY 23 = \$114,465

STORMWATER PROGRAM
COMPLETED AND CANCELED PROJECTS - FY 17

PROJECT NUMBER	PROJECT TITLE	ACTUAL/PROJECTED COMPLETION DATE ⁽¹⁾
<u>COMPLETED PROJECTS</u>		
C48516000	Countywide Watershed Management Masterplan Update	Sep 2017
C46133000	Culvert Replacement Program	Sep 2017
C40039000	Delaney Creek Stormwater Plan Implementation	Feb 2017
C46135000	Sun City Inlet Covers	Nov 2016

(1) Includes projects anticipated to be completed by 09/30/17

**STORMWATER PROGRAM
PROJECTS SUMMARY SCHEDULE
(in thousands)**

PROJECT NUMBER	PROJECT TITLE	TOTAL ESTIMATED COST	PRIOR EXPENSES	FY 18		FY 19	FY 20	FY 21	FY 22	FY 23	FUTURE	PROJECT COMPLETION DATE
				Carryforward	Additional							
C41175000	Canal Dredging And Preventative Measures Study Implementation	\$500	\$258	\$242	\$0	\$0	\$0	\$0	\$0	\$0	\$0	Ongoing
C41142000	Countywide Watershed Masterplan Update Phase II	3,598	2,998	601	(1)	0	0	0	0	0	0	Ongoing
C46136000	Culvert Renewal & Replacement Program	72,793	18,000	500	9,293	9,000	9,000	9,000	9,000	9,000	0	Ongoing
C41073000	Hollomans Branch Stormwater Improvements - HBA 6C	2,691	364	2,327	0	0	0	0	0	0	0	Dec 2018
C46132000	Major Neighborhood Drainage Improvements	10,157	7,229	2,699	229	0	0	0	0	0	0	Ongoing
C46129000	Master Plan Implementation Program	10,700	4,062	7,471	(833)	0	0	0	0	0	0	Ongoing
C46131000	Minor Neighborhood Drainage Improvements	18,382	17,082	1,295	6	0	0	0	0	0	0	Ongoing
C46139000	Neighborhood Drainage Improvements	35,119	5,485	3,155	4,879	4,320	4,320	4,320	4,320	4,320	0	Ongoing
C46138000	Stormwater Pumping Station Renewal & Replacement	1,953	133	620	200	200	200	200	200	200	0	Ongoing
C46266000	Stormwater Utility Allocation	370	0	370	0	0	0	0	0	0	0	Ongoing
C46134000	Water Quality Improvement & Environmental Program	8,173	6,098	2,075	0	0	0	0	0	0	0	Ongoing
C46141000	Water Quality Improvements and Environmental Program	4,000	258	742	500	500	500	500	500	500	0	Ongoing
C46137000	Watershed Drainage Improvements	3,040	86	674	380	380	380	380	380	380	0	Ongoing
C46140000	Watershed Master Plan Updates	5,121	81	2,640	400	400	400	400	400	400	0	Ongoing
Subtotal FY 18				\$25,412	\$15,053							
Total Stormwater Program		\$176,597	\$62,132	\$40,465		\$14,800	\$14,800	\$14,800	\$14,800	\$14,800	\$0	

TOTAL FY 18 - FY 23 = \$114,465

*-New Project TBD - To be Determined

Note: Some projects have "Post Construction" in the Project Completion Date column. These projects have finished their primary construction phases and may have been placed in use; nevertheless, these projects still have unspent balances that are earmarked for post-construction project costs.

PROJECT TITLE:
CANAL DREDGING AND PREVENTATIVE MEASURES STUDY IMPLEMENTATION
CIE REQUIREMENTS: Y
LEVEL OF SERVICE IMPACT: M

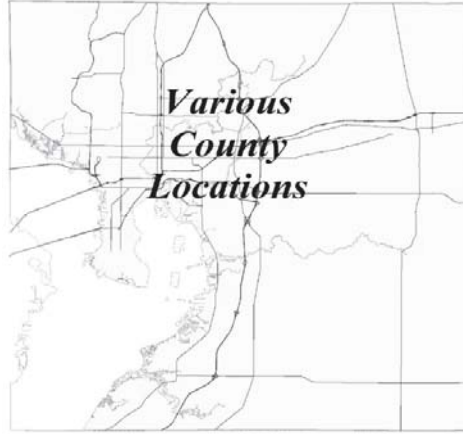
PROJECT NUMBER: C41175000
PROGRAM: STORMWATER

PROJECT DESCRIPTION:
Implementation of recommendations by the Canal Advisory Committee to address County related pollutant loading to canals. This project will address identified needs to reduce pollutant loading to surface waters evaluated as part of the Comprehensive Canal Dredging and Preventive Measures Study.

OPERATING COST IMPACT:
There are no operating or maintenance costs associated with this project.

PROJECT COMPLETION DATE: Ongoing

Neighborhood Community Area:
Various



Sources of Funds (in \$000s):	Total		FY 18		FY 19	FY 20	FY 21	FY 22	FY 23	Future
	Estimated Sources	Prior Revenues	Carryforward	Additional						
Community Invest. Tax I	\$0	\$0	\$0	\$0	\$0	\$0	\$0	\$0	\$0	\$0
Community Invest. Tax III	0	0	0	0	0	0	0	0	0	0
Enterprise Fees	0	0	0	0	0	0	0	0	0	0
General Revenues	500	258	242	0	0	0	0	0	0	0
Grants & County Match	0	0	0	0	0	0	0	0	0	0
Other	0	0	0	0	0	0	0	0	0	0
Stormwater Fees	0	0	0	0	0	0	0	0	0	0
Undetermined	0	0	0	0	0	0	0	0	0	0
Subtotal FY18			\$242	\$0						
Total	\$500	\$258	\$242	\$0	\$0	\$0	\$0	\$0	\$0	\$0

Uses of Funds (in \$000s):	Total		FY 18		FY 19	FY 20	FY 21	FY 22	FY 23	Future
	Estimated Cost	Prior Expenses	Carryforward	Additional						
Administration	\$0	\$0	\$0	\$0	\$0	\$0	\$0	\$0	\$0	\$0
Construction	0	0	0	0	0	0	0	0	0	0
Design	0	0	0	0	0	0	0	0	0	0
Development	0	0	0	0	0	0	0	0	0	0
Equipment	0	0	0	0	0	0	0	0	0	0
Land/ROW	0	0	0	0	0	0	0	0	0	0
Non-Capital	500	258	242	0	0	0	0	0	0	0
Subtotal FY18			\$242	\$0						
Total	\$500	\$258	\$242	\$0	\$0	\$0	\$0	\$0	\$0	\$0

PROJECT TITLE:
COUNTYWIDE WATERSHED MASTERPLAN UPDATE PHASE II
CIE REQUIREMENTS: Y
LEVEL OF SERVICE IMPACT: E

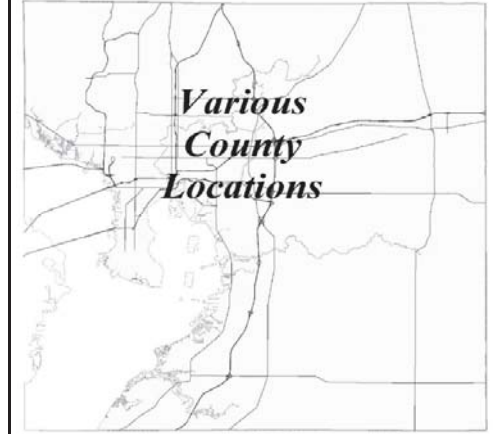
PROJECT NUMBER: C41142000
PROGRAM: STORMWATER

PROJECT DESCRIPTION:
Update the Hillsborough County Watershed Management Plan that was completed in FY 2002 to reflect land use changes including, but not limited to, converting the datum from NGVD29 to NAVD88; updating basin delineation to reflect land use changes and to correct any existing errors; updating the hydrology / hydraulic model to reflect land use changes and new completed projects; updating the water quality models and updating the GIS database. This second phase will also provide LIDAR imaging which will benefit all County Departments.

OPERATING COST IMPACT:
There are no operating or maintenance costs associated with this project.

PROJECT COMPLETION DATE: Ongoing

Neighborhood Community Area:
Countywide



Sources of Funds (in \$000s):	Total		FY 18		FY 19	FY 20	FY 21	FY 22	FY 23	Future
	Estimated Sources	Prior Revenues	Carryforward	Additional						
Community Invest. Tax I	\$150	\$150	\$0	\$0	\$0	\$0	\$0	\$0	\$0	\$0
Community Invest. Tax III	0	0	0	0	0	0	0	0	0	0
Enterprise Fees	0	0	0	0	0	0	0	0	0	0
General Revenues	0	0	0	0	0	0	0	0	0	0
Grants & County Match	2,020	1,420	600	0	0	0	0	0	0	0
Other	0	0	0	0	0	0	0	0	0	0
Stormwater Fees	1,428	1,428	1	(1)	0	0	0	0	0	0
Undetermined	0	0	0	0	0	0	0	0	0	0
Subtotal FY18			\$601	(\$1)						
Total	\$3,598	\$2,998	\$600	\$0	\$0	\$0	\$0	\$0	\$0	\$0

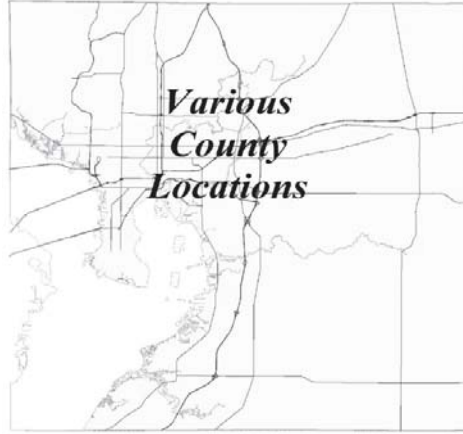
Uses of Funds (in \$000s):	Total		FY 18		FY 19	FY 20	FY 21	FY 22	FY 23	Future
	Estimated Cost	Prior Expenses	Carryforward	Additional						
Administration	\$0	\$0	\$0	\$0	\$0	\$0	\$0	\$0	\$0	\$0
Construction	0	0	0	0	0	0	0	0	0	0
Design	0	0	0	0	0	0	0	0	0	0
Development	0	0	0	0	0	0	0	0	0	0
Equipment	0	0	0	0	0	0	0	0	0	0
Land/ROW	0	0	0	0	0	0	0	0	0	0
Non-Capital	3,598	2,998	601	(1)	0	0	0	0	0	0
Subtotal FY18			\$601	(\$1)						
Total	\$3,598	\$2,998	\$600	\$0	\$0	\$0	\$0	\$0	\$0	\$0

PROJECT TITLE:
CULVERT RENEWAL & REPLACEMENT PROGRAM
CIE REQUIREMENTS: Y
LEVEL OF SERVICE IMPACT: M

PROJECT NUMBER: C46136000
PROGRAM: STORMWATER

PROJECT DESCRIPTION:
Renewal and replacement of failing culverts, including design and construction for individual projects throughout the County.

Neighborhood Community Area:
Countywide



OPERATING COST IMPACT:
The estimated ongoing maintenance costs for stormwater improvements runs \$2.50 per \$1,000 of project cost.

PROJECT COMPLETION DATE: Ongoing

Sources of Funds (in \$000s):	Total		FY 18		FY 19	FY 20	FY 21	FY 22	FY 23	Future
	Estimated Sources	Prior Revenues	Carryforward	Additional						
Community Invest. Tax I	\$0	\$0	\$0	\$0	\$0	\$0	\$0	\$0	\$0	\$0
Community Invest. Tax III	0	0	0	0	0	0	0	0	0	0
Enterprise Fees	0	0	0	0	0	0	0	0	0	0
General Revenues	0	0	0	0	0	0	0	0	0	0
Grants & County Match	0	0	0	0	0	0	0	0	0	0
Other	0	0	0	0	0	0	0	0	0	0
Stormwater Fees	72,793	18,000	500	9,293	9,000	9,000	9,000	9,000	9,000	0
Undetermined	0	0	0	0	0	0	0	0	0	0
Subtotal FY18			\$500	\$9,293						
Total	\$72,793	\$18,000	\$9,793		\$9,000	\$9,000	\$9,000	\$9,000	\$9,000	\$0

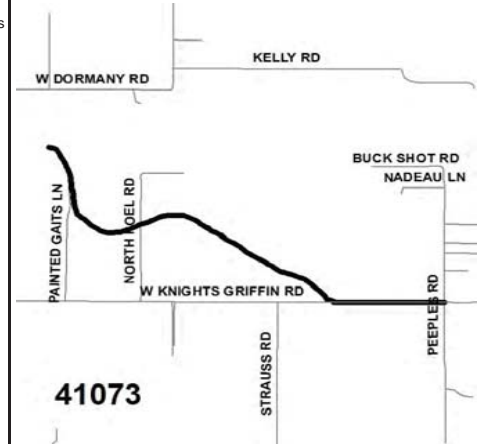
Uses of Funds (in \$000s):	Total		FY 18		FY 19	FY 20	FY 21	FY 22	FY 23	Future
	Estimated Cost	Prior Expenses	Carryforward	Additional						
Administration	\$0	\$0	\$0	\$0	\$0	\$0	\$0	\$0	\$0	\$0
Construction	71,892	17,892	0	9,000	9,000	9,000	9,000	9,000	9,000	0
Design	901	107	500	293	0	0	0	0	0	0
Development	0	0	0	0	0	0	0	0	0	0
Equipment	0	0	0	0	0	0	0	0	0	0
Land/ROW	1	1	0	0	0	0	0	0	0	0
Non-Capital	0	0	0	0	0	0	0	0	0	0
Subtotal FY18			\$500	\$9,293						
Total	\$72,793	\$18,000	\$9,793		\$9,000	\$9,000	\$9,000	\$9,000	\$9,000	\$0

PROJECT TITLE:
HOLLOMANS BRANCH STORMWATER IMPROVEMENTS - HBA 6C
CIE REQUIREMENTS: Y
LEVEL OF SERVICE IMPACT: M

PROJECT NUMBER: C41073000
PROGRAM: STORMWATER

PROJECT DESCRIPTION:
Land acquisition, design and construction of a culvert along the north side of West Knights Griffin Road from Peebles Road west to Hollomans Branch Creek. Upgrade Hollomans Branch Creek slopes/bed, and culverts to Painted Gaits Lane.

Neighborhood Community Area:
East Rural



OPERATING COST IMPACT:
Annual operating and maintenance costs are estimated to be \$4,753 per year.

PROJECT COMPLETION DATE: Dec 2018

Sources of Funds (in \$000s):	Total		FY 18		FY 19	FY 20	FY 21	FY 22	FY 23	Future
	Estimated Sources	Prior Revenues	Carryforward	Additional						
Community Invest. Tax I	\$563	\$211	\$352	\$0	\$0	\$0	\$0	\$0	\$0	\$0
Community Invest. Tax III	0	0	0	0	0	0	0	0	0	0
Enterprise Fees	0	0	0	0	0	0	0	0	0	0
General Revenues	0	0	0	0	0	0	0	0	0	0
Grants & County Match	1,490	0	1,490	0	0	0	0	0	0	0
Other	0	0	0	0	0	0	0	0	0	0
Stormwater Fees	638	153	485	0	0	0	0	0	0	0
Undetermined	0	0	0	0	0	0	0	0	0	0
Subtotal FY18			\$2,327	\$0						
Total	\$2,691	\$364	\$2,327		\$0	\$0	\$0	\$0	\$0	\$0

Uses of Funds (in \$000s):	Total		FY 18		FY 19	FY 20	FY 21	FY 22	FY 23	Future
	Estimated Cost	Prior Expenses	Carryforward	Additional						
Administration	\$0	\$0	\$0	\$0	\$0	\$0	\$0	\$0	\$0	\$0
Construction	0	0	0	0	0	0	0	0	0	0
Design	592	240	352	0	0	0	0	0	0	0
Development	14	14	0	0	0	0	0	0	0	0
Equipment	0	0	0	0	0	0	0	0	0	0
Land/ROW	2,085	111	1,975	0	0	0	0	0	0	0
Non-Capital	0	0	0	0	0	0	0	0	0	0
Subtotal FY18			\$2,327	\$0						
Total	\$2,691	\$364	\$2,327		\$0	\$0	\$0	\$0	\$0	\$0

PROJECT TITLE:
MAJOR NEIGHBORHOOD DRAINAGE IMPROVEMENTS
 CIE REQUIREMENTS: Y
 LEVEL OF SERVICE IMPACT: E

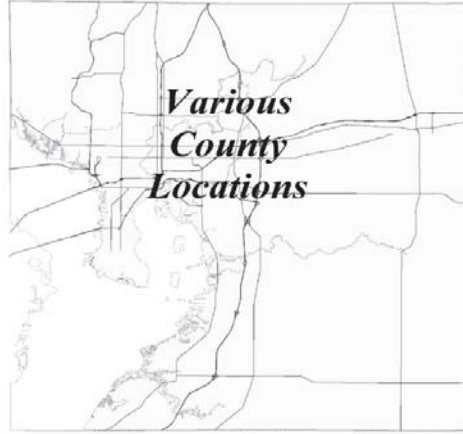
PROJECT NUMBER: C46132000
 PROGRAM: STORMWATER

PROJECT DESCRIPTION:
 Various stormwater improvement projects to alleviate neighborhood street flooding.

OPERATING COST IMPACT:
 The estimated ongoing maintenance costs for stormwater improvements runs \$2.50 per \$1,000 of project cost.

PROJECT COMPLETION DATE: Ongoing

Neighborhood Community Area:
 Countywide



Sources of Funds (in \$000s):	Total		FY 18		FY 19	FY 20	FY 21	FY 22	FY 23	Future
	Estimated Sources	Prior Revenues	Carryforward	Additional						
Community Invest. Tax I	\$0	\$0	\$0	\$0	\$0	\$0	\$0	\$0	\$0	\$0
Community Invest. Tax III	6,519	5,338	1,094	87	0	0	0	0	0	0
Enterprise Fees	0	0	0	0	0	0	0	0	0	0
General Revenues	0	0	0	0	0	0	0	0	0	0
Grants & County Match	1,700	200	1,500	0	0	0	0	0	0	0
Other	0	0	0	0	0	0	0	0	0	0
Stormwater Fees	1,938	1,691	105	142	0	0	0	0	0	0
Undetermined	0	0	0	0	0	0	0	0	0	0
Subtotal FY18			\$2,699	\$229						
Total	\$10,157	\$7,229	\$2,928		\$0	\$0	\$0	\$0	\$0	\$0

Uses of Funds (in \$000s):	Total		FY 18		FY 19	FY 20	FY 21	FY 22	FY 23	Future
	Estimated Cost	Prior Expenses	Carryforward	Additional						
Administration	\$0	\$0	\$0	\$0	\$0	\$0	\$0	\$0	\$0	\$0
Construction	7,756	4,827	2,699	229	0	0	0	0	0	0
Design	1,700	1,700	0	0	0	0	0	0	0	0
Development	212	212	0	0	0	0	0	0	0	0
Equipment	0	0	0	0	0	0	0	0	0	0
Land/ROW	490	490	0	0	0	0	0	0	0	0
Non-Capital	0	0	0	0	0	0	0	0	0	0
Subtotal FY18			\$2,699	\$229						
Total	\$10,157	\$7,229	\$2,928		\$0	\$0	\$0	\$0	\$0	\$0

PROJECT TITLE:
MASTER PLAN IMPLEMENTATION PROGRAM
 CIE REQUIREMENTS: Y
 LEVEL OF SERVICE IMPACT: E

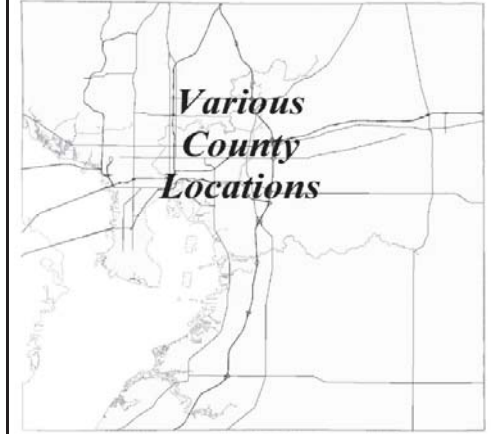
PROJECT NUMBER: C46129000
 PROGRAM: STORMWATER

PROJECT DESCRIPTION:
 Implementation of the recommended stormwater projects based on a unified ranking system from the County's 17 Watershed Master Plan Study completed in 2002. The project includes design, permit, land acquisition, and construction of projects to alleviate flooding problems.

OPERATING COST IMPACT:
 There are no operating or maintenance costs associated with this project.

PROJECT COMPLETION DATE: Ongoing

Neighborhood Community Area:
 Countywide



Sources of Funds (in \$000s):	Total		FY 18		FY 19	FY 20	FY 21	FY 22	FY 23	Future
	Estimated Sources	Prior Revenues	Carryforward	Additional						
Community Invest. Tax I	\$334	\$267	\$67	\$0	\$0	\$0	\$0	\$0	\$0	\$0
Community Invest. Tax III	0	0	0	0	0	0	0	0	0	0
Enterprise Fees	0	0	0	0	0	0	0	0	0	0
General Revenues	0	0	0	0	0	0	0	0	0	0
Grants & County Match	6,761	1,021	6,406	(666)	0	0	0	0	0	0
Other	0	0	0	0	0	0	0	0	0	0
Stormwater Fees	3,605	2,773	999	(167)	0	0	0	0	0	0
Undetermined	0	0	0	0	0	0	0	0	0	0
Subtotal FY18			\$7,471	(\$833)						
Total	\$10,700	\$4,062	\$6,638		\$0	\$0	\$0	\$0	\$0	\$0

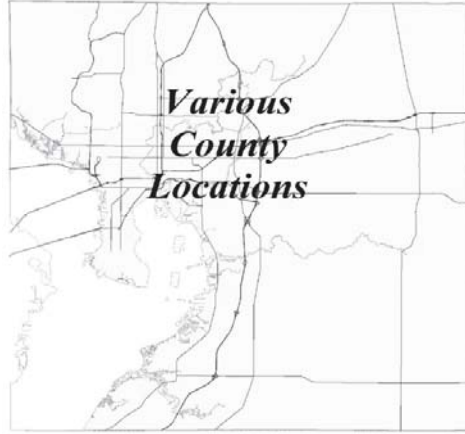
Uses of Funds (in \$000s):	Total		FY 18		FY 19	FY 20	FY 21	FY 22	FY 23	Future
	Estimated Cost	Prior Expenses	Carryforward	Additional						
Administration	\$0	\$0	\$0	\$0	\$0	\$0	\$0	\$0	\$0	\$0
Construction	8,458	2,485	6,540	(567)	0	0	0	0	0	0
Design	1,955	1,356	864	(266)	0	0	0	0	0	0
Development	141	141	0	0	0	0	0	0	0	0
Equipment	0	0	0	0	0	0	0	0	0	0
Land/ROW	144	78	67	0	0	0	0	0	0	0
Non-Capital	2	2	0	0	0	0	0	0	0	0
Subtotal FY18			\$7,471	(\$833)						
Total	\$10,700	\$4,062	\$6,638		\$0	\$0	\$0	\$0	\$0	\$0

PROJECT TITLE:
MINOR NEIGHBORHOOD DRAINAGE IMPROVEMENTS
CIE REQUIREMENTS: Y
LEVEL OF SERVICE IMPACT: E

PROJECT NUMBER: C46131000
PROGRAM: STORMWATER

PROJECT DESCRIPTION:
Various stormwater improvement projects to alleviate neighborhood street flooding.

Neighborhood Community Area:
Countywide



OPERATING COST IMPACT:
There are no operating or maintenance costs associated with this project.

PROJECT COMPLETION DATE: Ongoing

Sources of Funds (in \$000s):	Total		FY 18		FY 19	FY 20	FY 21	FY 22	FY 23	Future
	Estimated Sources	Prior Revenues	Carryforward	Additional						
Community Invest. Tax I	\$429	\$383	\$40	\$6	\$0	\$0	\$0	\$0	\$0	\$0
Community Invest. Tax III	13,523	12,604	919	0	0	0	0	0	0	0
Enterprise Fees	302	302	0	0	0	0	0	0	0	0
General Revenues	0	0	0	0	0	0	0	0	0	0
Grants & County Match	1,829	1,589	240	0	0	0	0	0	0	0
Other	0	0	0	0	0	0	0	0	0	0
Stormwater Fees	2,300	2,204	96	0	0	0	0	0	0	0
Undetermined	0	0	0	0	0	0	0	0	0	0
Subtotal FY18			\$1,295	\$6						
Total	\$18,382	\$17,082	\$1,301	\$6	\$0	\$0	\$0	\$0	\$0	\$0

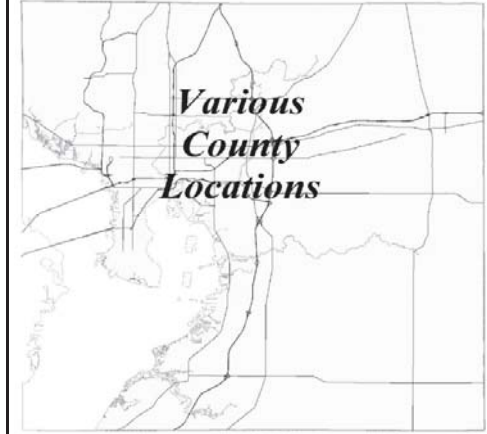
Uses of Funds (in \$000s):	Total		FY 18		FY 19	FY 20	FY 21	FY 22	FY 23	Future
	Estimated Cost	Prior Expenses	Carryforward	Additional						
Administration	\$0	\$0	\$0	\$0	\$0	\$0	\$0	\$0	\$0	\$0
Construction	14,140	12,839	1,295	6	0	0	0	0	0	0
Design	2,985	2,985	0	0	0	0	0	0	0	0
Development	579	579	0	0	0	0	0	0	0	0
Equipment	0	0	0	0	0	0	0	0	0	0
Land/ROW	676	676	0	0	0	0	0	0	0	0
Non-Capital	3	3	0	0	0	0	0	0	0	0
Subtotal FY18			\$1,295	\$6						
Total	\$18,382	\$17,082	\$1,301	\$6	\$0	\$0	\$0	\$0	\$0	\$0

PROJECT TITLE:
NEIGHBORHOOD DRAINAGE IMPROVEMENTS
CIE REQUIREMENTS: Y
LEVEL OF SERVICE IMPACT: M

PROJECT NUMBER: C46139000
PROGRAM: STORMWATER

PROJECT DESCRIPTION:
Design and construction of various projects to alleviate flooding.

Neighborhood Community Area:
Countywide



OPERATING COST IMPACT:
The estimated ongoing maintenance costs for stormwater improvements runs \$2.50 per \$1,000 of project cost.

PROJECT COMPLETION DATE: Ongoing

Sources of Funds (in \$000s):	Total		FY 18		FY 19	FY 20	FY 21	FY 22	FY 23	Future
	Estimated Sources	Prior Revenues	Carryforward	Additional						
Community Invest. Tax I	\$0	\$0	\$0	\$0	\$0	\$0	\$0	\$0	\$0	\$0
Community Invest. Tax III	0	0	0	0	0	0	0	0	0	0
Enterprise Fees	0	0	0	0	0	0	0	0	0	0
General Revenues	0	0	0	0	0	0	0	0	0	0
Grants & County Match	0	0	0	0	0	0	0	0	0	0
Other	0	0	0	0	0	0	0	0	0	0
Stormwater Fees	35,119	5,485	3,155	4,879	4,320	4,320	4,320	4,320	4,320	4,320
Undetermined	0	0	0	0	0	0	0	0	0	0
Subtotal FY18			\$3,155	\$4,879						
Total	\$35,119	\$5,485	\$8,034	\$4,879	\$4,320	\$4,320	\$4,320	\$4,320	\$4,320	\$0

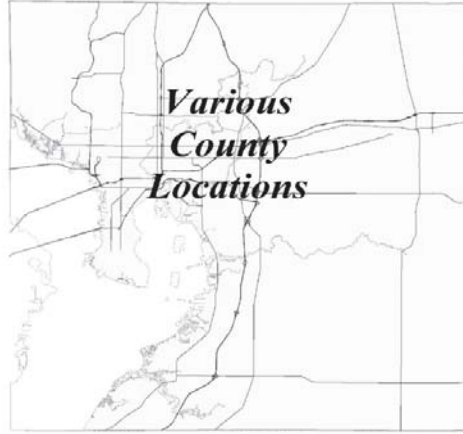
Uses of Funds (in \$000s):	Total		FY 18		FY 19	FY 20	FY 21	FY 22	FY 23	Future
	Estimated Cost	Prior Expenses	Carryforward	Additional						
Administration	\$0	\$0	\$0	\$0	\$0	\$0	\$0	\$0	\$0	\$0
Construction	26,102	4,102	3,000	4,000	3,000	3,000	3,000	3,000	3,000	0
Design	8,456	822	155	879	1,320	1,320	1,320	1,320	1,320	0
Development	557	557	0	0	0	0	0	0	0	0
Equipment	0	0	0	0	0	0	0	0	0	0
Land/ROW	5	5	0	0	0	0	0	0	0	0
Non-Capital	0	0	0	0	0	0	0	0	0	0
Subtotal FY18			\$3,155	\$4,879						
Total	\$35,119	\$5,485	\$8,034	\$4,879	\$4,320	\$4,320	\$4,320	\$4,320	\$4,320	\$0

PROJECT TITLE:
STORMWATER PUMPING STATION RENEWAL & REPLACEMENT
CIE REQUIREMENTS: Y
LEVEL OF SERVICE IMPACT: M

PROJECT NUMBER: C46138000
PROGRAM: STORMWATER

PROJECT DESCRIPTION:
Provides for annual renewal and/or replacement of stormwater pump stations throughout the County including assessment, design and construction projects.

Neighborhood Community Area:
Countywide



OPERATING COST IMPACT:
There are no operating or maintenance costs associated with this project.

PROJECT COMPLETION DATE: Ongoing

Sources of Funds (in \$000s):	Total		FY 18		FY 19	FY 20	FY 21	FY 22	FY 23	Future
	Estimated Sources	Prior Revenues	Carryforward	Additional						
Community Invest. Tax I	\$0	\$0	\$0	\$0	\$0	\$0	\$0	\$0	\$0	\$0
Community Invest. Tax III	0	0	0	0	0	0	0	0	0	0
Enterprise Fees	0	0	0	0	0	0	0	0	0	0
General Revenues	0	0	0	0	0	0	0	0	0	0
Grants & County Match	0	0	0	0	0	0	0	0	0	0
Other	0	0	0	0	0	0	0	0	0	0
Stormwater Fees	1,953	133	620	200	200	200	200	200	200	0
Undetermined	0	0	0	0	0	0	0	0	0	0
Subtotal FY18			\$620	\$200						
Total	\$1,953	\$133	\$820		\$200	\$200	\$200	\$200	\$200	\$0

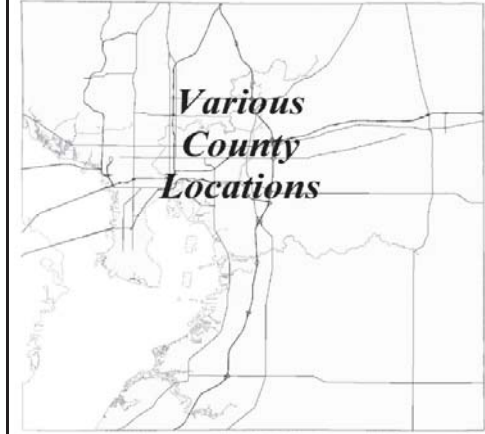
Uses of Funds (in \$000s):	Total		FY 18		FY 19	FY 20	FY 21	FY 22	FY 23	Future
	Estimated Cost	Prior Expenses	Carryforward	Additional						
Administration	\$0	\$0	\$0	\$0	\$0	\$0	\$0	\$0	\$0	\$0
Construction	1,932	112	620	200	200	200	200	200	200	0
Design	7	7	0	0	0	0	0	0	0	0
Development	13	13	0	0	0	0	0	0	0	0
Equipment	0	0	0	0	0	0	0	0	0	0
Land/ROW	0	0	0	0	0	0	0	0	0	0
Non-Capital	0	0	0	0	0	0	0	0	0	0
Subtotal FY18			\$620	\$200						
Total	\$1,953	\$133	\$820		\$200	\$200	\$200	\$200	\$200	\$0

PROJECT TITLE:
STORMWATER UTILITY ALLOCATION
CIE REQUIREMENTS: Y
LEVEL OF SERVICE IMPACT: M

PROJECT NUMBER: C46266000
PROGRAM: STORMWATER

PROJECT DESCRIPTION:
This project is designed to capture all utility relocation costs related to stormwater activities.

Neighborhood Community Area:
Countywide



OPERATING COST IMPACT:
There are no operating or maintenance costs associated with this project.

PROJECT COMPLETION DATE: Ongoing

Sources of Funds (in \$000s):	Total		FY 18		FY 19	FY 20	FY 21	FY 22	FY 23	Future
	Estimated Sources	Prior Revenues	Carryforward	Additional						
Community Invest. Tax I	\$0	\$0	\$0	\$0	\$0	\$0	\$0	\$0	\$0	\$0
Community Invest. Tax III	0	0	0	0	0	0	0	0	0	0
Enterprise Fees	370	0	370	0	0	0	0	0	0	0
General Revenues	0	0	0	0	0	0	0	0	0	0
Grants & County Match	0	0	0	0	0	0	0	0	0	0
Other	0	0	0	0	0	0	0	0	0	0
Stormwater Fees	0	0	0	0	0	0	0	0	0	0
Undetermined	0	0	0	0	0	0	0	0	0	0
Subtotal FY18			\$370	\$0						
Total	\$370	\$0	\$370		\$0	\$0	\$0	\$0	\$0	\$0

Uses of Funds (in \$000s):	Total		FY 18		FY 19	FY 20	FY 21	FY 22	FY 23	Future
	Estimated Cost	Prior Expenses	Carryforward	Additional						
Administration	\$0	\$0	\$0	\$0	\$0	\$0	\$0	\$0	\$0	\$0
Construction	370	0	370	0	0	0	0	0	0	0
Design	0	0	0	0	0	0	0	0	0	0
Development	0	0	0	0	0	0	0	0	0	0
Equipment	0	0	0	0	0	0	0	0	0	0
Land/ROW	0	0	0	0	0	0	0	0	0	0
Non-Capital	0	0	0	0	0	0	0	0	0	0
Subtotal FY18			\$370	\$0						
Total	\$370	\$0	\$370		\$0	\$0	\$0	\$0	\$0	\$0

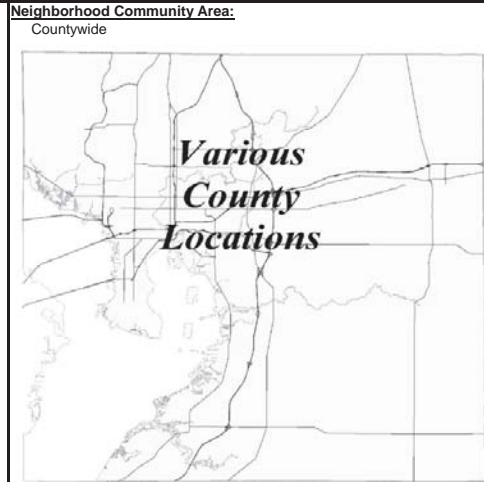
PROJECT TITLE:
WATER QUALITY IMPROVEMENT & ENVIRONMENTAL PROGRAM
 CIE REQUIREMENTS: Y
 LEVEL OF SERVICE IMPACT: E

PROJECT NUMBER: C46134000
 PROGRAM: STORMWATER

PROJECT DESCRIPTION:
 This program will implement water quality improvements and alleviate stormwater pollutant loading to surface waters. Projects will assist the County in complying with its National Pollutant Discharge Elimination System (NPDES) permit, and in achieving State requirements for Total Maximum Daily Loads related to impaired waters.

OPERATING COST IMPACT:
 The estimated ongoing maintenance costs for stormwater improvements runs \$2.50 per \$1,000 of project cost.

PROJECT COMPLETION DATE: Ongoing



Sources of Funds (in \$000s):	Total		FY 18		FY 19	FY 20	FY 21	FY 22	FY 23	Future
	Estimated Sources	Prior Revenues	Carryforward	Additional						
Community Invest. Tax I	\$0	\$0	\$0	\$0	\$0	\$0	\$0	\$0	\$0	\$0
Community Invest. Tax III	5,154	3,632	1,522	0	0	0	0	0	0	0
Enterprise Fees	27	27	0	0	0	0	0	0	0	0
General Revenues	0	0	0	0	0	0	0	0	0	0
Grants & County Match	2,242	2,069	174	0	0	0	0	0	0	0
Other	0	0	0	0	0	0	0	0	0	0
Stormwater Fees	749	370	379	0	0	0	0	0	0	0
Undetermined	0	0	0	0	0	0	0	0	0	0
Subtotal FY18			\$2,075	\$0						
Total	\$8,173	\$6,098	\$2,075	\$0	\$0	\$0	\$0	\$0	\$0	\$0

Uses of Funds (in \$000s):	Total		FY 18		FY 19	FY 20	FY 21	FY 22	FY 23	Future
	Estimated Cost	Prior Expenses	Carryforward	Additional						
Administration	\$0	\$0	\$0	\$0	\$0	\$0	\$0	\$0	\$0	\$0
Construction	4,140	3,646	494	0	0	0	0	0	0	0
Design	2,699	1,177	1,522	0	0	0	0	0	0	0
Development	477	477	0	0	0	0	0	0	0	0
Equipment	10	10	0	0	0	0	0	0	0	0
Land/ROW	455	455	0	0	0	0	0	0	0	0
Non-Capital	392	333	59	0	0	0	0	0	0	0
Subtotal FY18			\$2,075	\$0						
Total	\$8,173	\$6,098	\$2,075	\$0	\$0	\$0	\$0	\$0	\$0	\$0

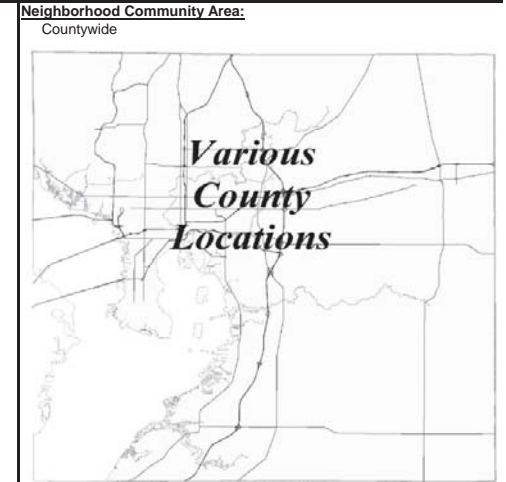
PROJECT TITLE:
WATER QUALITY IMPROVEMENTS AND ENVIRONMENTAL PROGRAM
 CIE REQUIREMENTS: Y
 LEVEL OF SERVICE IMPACT: E

PROJECT NUMBER: C46141000
 PROGRAM: STORMWATER

PROJECT DESCRIPTION:
 This program will implement water quality improvements and alleviate stormwater pollutant loading to surface waters. Projects will assist the County in complying with its National Pollutant Discharge Elimination System (NPDES) permit, and in achieving State requirements for Total Maximum Daily Loads related to impaired waters.

OPERATING COST IMPACT:
 The estimated ongoing maintenance costs for stormwater improvements runs \$2.50 per \$1,000 of project cost.

PROJECT COMPLETION DATE: Ongoing



Sources of Funds (in \$000s):	Total		FY 18		FY 19	FY 20	FY 21	FY 22	FY 23	Future
	Estimated Sources	Prior Revenues	Carryforward	Additional						
Community Invest. Tax I	\$0	\$0	\$0	\$0	\$0	\$0	\$0	\$0	\$0	\$0
Community Invest. Tax III	0	0	0	0	0	0	0	0	0	0
Enterprise Fees	0	0	0	0	0	0	0	0	0	0
General Revenues	0	0	0	0	0	0	0	0	0	0
Grants & County Match	0	0	0	0	0	0	0	0	0	0
Other	0	0	0	0	0	0	0	0	0	0
Stormwater Fees	4,000	258	742	500	500	500	500	500	500	0
Undetermined	0	0	0	0	0	0	0	0	0	0
Subtotal FY18			\$742	\$500						
Total	\$4,000	\$258	\$1,242	\$500	\$500	\$500	\$500	\$500	\$500	\$0

Uses of Funds (in \$000s):	Total		FY 18		FY 19	FY 20	FY 21	FY 22	FY 23	Future
	Estimated Cost	Prior Expenses	Carryforward	Additional						
Administration	\$0	\$0	\$0	\$0	\$0	\$0	\$0	\$0	\$0	\$0
Construction	3,929	187	742	500	500	500	500	500	500	0
Design	71	71	0	0	0	0	0	0	0	0
Development	0	0	0	0	0	0	0	0	0	0
Equipment	0	0	0	0	0	0	0	0	0	0
Land/ROW	0	0	0	0	0	0	0	0	0	0
Non-Capital	0	0	0	0	0	0	0	0	0	0
Subtotal FY18			\$742	\$500						
Total	\$4,000	\$258	\$1,242	\$500	\$500	\$500	\$500	\$500	\$500	\$0

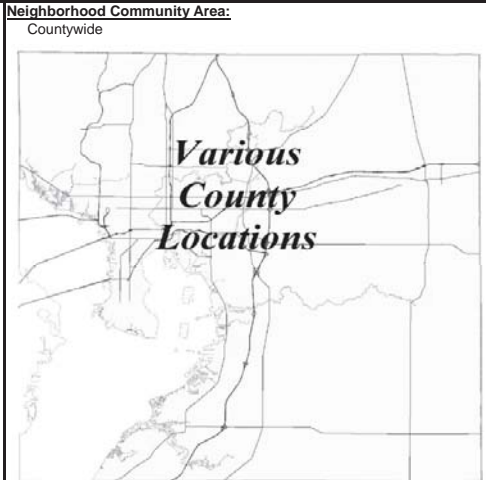
PROJECT TITLE:
WATERSHED DRAINAGE IMPROVEMENTS
 CIE REQUIREMENTS: Y
 LEVEL OF SERVICE IMPACT: M

PROJECT NUMBER: C46137000
 PROGRAM: STORMWATER

PROJECT DESCRIPTION:
 This ongoing countywide master project is for the implementation and execution of recommended watershed drainage improvement projects resulting from the watershed master plan updates. The watershed drainage improvement project includes an initial eleven (11) capital subprojects designed to reduce flooding by improving stormwater drainage. The eleven (11) subprojects are planned to be completed over the next 5 years.

OPERATING COST IMPACT:
 The estimated ongoing maintenance costs for stormwater improvements runs \$2.50 per \$1,000 of project cost.

PROJECT COMPLETION DATE: Ongoing



Sources of Funds (in \$000s):	Total		FY 18		FY 19	FY 20	FY 21	FY 22	FY 23	Future
	Estimated Sources	Prior Revenues	Carryforward	Additional						
Community Invest. Tax I	\$0	\$0	\$0	\$0	\$0	\$0	\$0	\$0	\$0	\$0
Community Invest. Tax III	0	0	0	0	0	0	0	0	0	0
Enterprise Fees	0	0	0	0	0	0	0	0	0	0
General Revenues	0	0	0	0	0	0	0	0	0	0
Grants & County Match	0	0	0	0	0	0	0	0	0	0
Other	0	0	0	0	0	0	0	0	0	0
Stormwater Fees	3,040	86	674	380	380	380	380	380	380	0
Undetermined	0	0	0	0	0	0	0	0	0	0
Subtotal FY18			\$674	\$380						
Total	\$3,040	\$86	\$1,054		\$380	\$380	\$380	\$380	\$380	\$0

Uses of Funds (in \$000s):	Total		FY 18		FY 19	FY 20	FY 21	FY 22	FY 23	Future
	Estimated Cost	Prior Expenses	Carryforward	Additional						
Administration	\$0	\$0	\$0	\$0	\$0	\$0	\$0	\$0	\$0	\$0
Construction	0	0	0	0	0	0	0	0	0	0
Design	3,040	86	674	380	380	380	380	380	380	0
Development	0	0	0	0	0	0	0	0	0	0
Equipment	0	0	0	0	0	0	0	0	0	0
Land/ROW	0	0	0	0	0	0	0	0	0	0
Non-Capital	0	0	0	0	0	0	0	0	0	0
Subtotal FY18			\$674	\$380						
Total	\$3,040	\$86	\$1,054		\$380	\$380	\$380	\$380	\$380	\$0

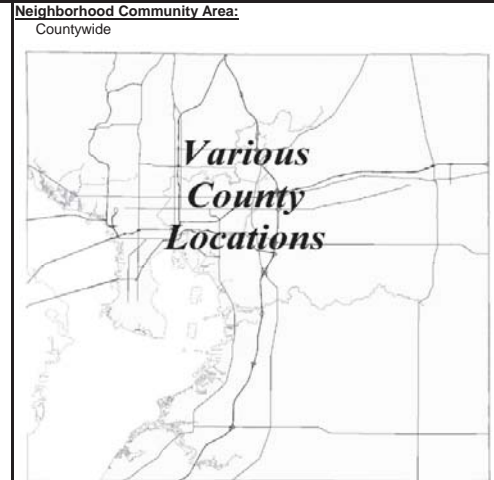
PROJECT TITLE:
WATERSHED MASTER PLAN UPDATES
 CIE REQUIREMENTS: Y
 LEVEL OF SERVICE IMPACT: M

PROJECT NUMBER: C46140000
 PROGRAM: STORMWATER

PROJECT DESCRIPTION:
 This ongoing Countywide master project consists of updating the Hillsborough County Watershed Management Plan with more current or accurate LIDAR and other information to reflect land use changes throughout the County resulting from continuously changing residential & commercial developments and new County infrastructure. The update includes data collection, basin re-delineation, input revision, model calibration, model verification, level of service, determination of deficit of conveyance system, alternate analysis, final recommendation, and GIS database and DFIRM revisions.

OPERATING COST IMPACT:
 There are no operating or maintenance costs associated with this project.

PROJECT COMPLETION DATE: Ongoing



Sources of Funds (in \$000s):	Total		FY 18		FY 19	FY 20	FY 21	FY 22	FY 23	Future
	Estimated Sources	Prior Revenues	Carryforward	Additional						
Community Invest. Tax I	\$0	\$0	\$0	\$0	\$0	\$0	\$0	\$0	\$0	\$0
Community Invest. Tax III	0	0	0	0	0	0	0	0	0	0
Enterprise Fees	0	0	0	0	0	0	0	0	0	0
General Revenues	0	0	0	0	0	0	0	0	0	0
Grants & County Match	1,400	80	1,320	0	0	0	0	0	0	0
Other	0	0	0	0	0	0	0	0	0	0
Stormwater Fees	3,721	1	1,320	400	400	400	400	400	400	0
Undetermined	0	0	0	0	0	0	0	0	0	0
Subtotal FY18			\$2,640	\$400						
Total	\$5,121	\$81	\$3,040		\$400	\$400	\$400	\$400	\$400	\$0

Uses of Funds (in \$000s):	Total		FY 18		FY 19	FY 20	FY 21	FY 22	FY 23	Future
	Estimated Cost	Prior Expenses	Carryforward	Additional						
Administration	\$0	\$0	\$0	\$0	\$0	\$0	\$0	\$0	\$0	\$0
Construction	3,520	80	2,240	400	0	0	0	400	400	0
Design	0	0	0	0	0	0	0	0	0	0
Development	1,601	1	400	0	400	400	400	0	0	0
Equipment	0	0	0	0	0	0	0	0	0	0
Land/ROW	0	0	0	0	0	0	0	0	0	0
Non-Capital	0	0	0	0	0	0	0	0	0	0
Subtotal FY18			\$2,640	\$400						
Total	\$5,121	\$81	\$3,040		\$400	\$400	\$400	\$400	\$400	\$0



Transportation Program



Hillsborough
County Florida

For more information, contact the Management & Budget department
(813) 272-5890 • HCFLGov.net/Budget

TRANSPORTATION PROGRAM
SOURCES AND USES OF FUNDS SUMMARY
(in thousands)

<u>Sources of Funds:</u>	<u>TOTAL</u>	<u>PRIOR</u>	<u>FY 18</u>		<u>FY 19</u>	<u>FY 20</u>	<u>FY 21</u>	<u>FY 22</u>	<u>FY 23</u>	<u>FUTURE</u>
	<u>ESTIMATE</u>	<u>REVENUES</u>	<u>Carryforward</u>	<u>Additional</u>						
Community Investment Tax II	\$6,049	\$3,871	\$2,179	\$0	\$0	\$0	\$0	\$0	\$0	\$0
Community Investment Tax III	154,872	82,414	68,975	3,483	0	0	0	0	0	0
Enterprise Fees	10,676	4,839	5,828	9	0	0	0	0	0	0
Financing	622,664	0	0	94,662	52,151	108,693	125,848	68,320	37,000	135,990
Gas Taxes	161,711	26,659	11,274	15,728	13,600	13,600	13,600	13,600	13,600	40,050
General Revenues	110,748	33,204	22,186	25,580	29,778	0	0	0	0	0
Grants & County Match	97,167	80,457	17,710	(1,000)	0	0	0	0	0	0
Impact Fees	74,043	56,939	16,445	110	110	110	110	110	110	0
Other	6,303	240	6,063	0	0	0	0	0	0	0
Subtotal FY18			\$150,660	\$138,571						
Total	\$1,244,232	\$288,622	\$289,231		\$95,639	\$122,403	\$139,557	\$82,030	\$50,710	\$176,040

TOTAL FY 18 - FY 23 = \$779,570

<u>Uses of Funds:</u>	<u>TOTAL</u>	<u>PRIOR</u>	<u>FY 18</u>		<u>FY 19</u>	<u>FY 20</u>	<u>FY 21</u>	<u>FY 22</u>	<u>FY 23</u>	<u>FUTURE</u>
	<u>ESTIMATE</u>	<u>EXPENSES</u>	<u>Carryforward</u>	<u>Additional</u>						
Administration	\$12,745	\$11,727	\$1,009	\$9	\$0	\$0	\$0	\$0	\$0	\$0
Construction	1,095,794	173,320	114,923	141,533	95,567	122,331	139,485	81,958	50,638	176,040
Design	48,128	39,304	10,867	(2,043)	0	0	0	0	0	0
Development	11,538	11,499	39	0	0	0	0	0	0	0
Equipment	5,570	5,570	0	0	0	0	0	0	0	0
Land/ROW	55,253	38,189	18,064	(1,000)	0	0	0	0	0	0
Non-Capital	15,203	9,013	5,758	72	72	72	72	72	72	0
Subtotal FY18			\$150,660	\$138,571						
Total	\$1,244,232	\$288,622	\$289,231		\$95,639	\$122,403	\$139,557	\$82,030	\$50,710	\$176,040

TOTAL FY 18 - FY 23 = \$779,570

TRANSPORTATION PROGRAM
 COMPLETED AND CANCELED PROJECTS - FY 17

PROJECT NUMBER	PROJECT TITLE	ACTUAL/PROJECTED COMPLETION DATE ⁽¹⁾
<u>COMPLETED PROJECTS</u>		
C61037000	Bearss Avenue at Bruce B. Downs Turn Lane Improvements	Aug 2016
C61045000	Bruce B. Downs (Bearss Avenue to Palm Springs) Road Widening	Sep 2017
C62119000	Consolidated Bridge and Guardrail Rehabilitation and Repair	Sep 2017
C69607000	CR 579 (Mango Road) I-4 to Sligh Avenue	Dec 2016
C69360000	Gunn Highway and Linebaugh Avenue Intersection Improvements	Feb 2017
C63073000	New Traffic Signals	Sep 2017
C69046000	Pavement Treatment Program	Sep 2017
C64036000	Sidewalk ADA Retrofit Program	Sep 2017
C69636000	Sun City Center State Road 674 Corridor Improvements	FDOT Project
<u>CANCELED PROJECTS</u>		
C69637000	Redevelopment Area Transportation Projects	Consolidated with Transportation Plan

(1) Includes projects anticipated to be completed by 09/30/17

**TRANSPORTATION PROGRAM
PROJECTS SUMMARY SCHEDULE
(in thousands)**

PROJECT NUMBER	PROJECT TITLE	TOTAL ESTIMATED COST	PRIOR EXPENSES	FY 18		FY 19	FY 20	FY 21	FY 22	FY 23	FUTURE	PROJECT COMPLETION DATE
				Carryforward	Additional							
C69640000***	19th Avenue NE Widening - US 41 to US 301	\$2,500	\$0	\$0	\$2,500	\$0	\$0	\$0	\$0	\$0	\$0	Dec 2019
C69633000	2nd Street Bridge Replacement	2,000	281	1,719	0	0	0	0	0	0	0	Sep 2019
C69602000	Advanced Traffic Management System Improvement Program	34,269	23,242	5,908	5,120	0	0	0	0	0	0	Ongoing
C69643000***	Apollo Beach Blvd I-75 Overpass	10,000	0	0	0	0	10,000	0	0	0	0	Dec 2021
C69112000	Bell Shoals Road Widening (Bloomingdale to Boyette)	34,356	18,015	16,341	0	0	0	0	0	0	0	Sep 2021
C69647000***	Big Bend Road Widening - US 41 to I-75	21,500	0	0	2,000	3,000	5,000	0	11,500	0	0	Dec 2023
C61149000	Big Bend Road Widening (Covington Garden To Simmons Loop) - PD&E	6,926	410	6,516	0	0	0	0	0	0	0	TBD
C69656000***	Big Bend/I-75 Interchange Improvements Phase 1	7,500	0	0	300	1,200	0	6,000	0	0	0	Dec 2022
C69648000***	Big Bend/I-75 Interchange Improvements Phase 2	40,300	0	0	2,700	0	2,800	0	5,800	0	29,000	Dec 2025
C69629000	Bloomingdale Area Improvements	857	240	417	200	0	0	0	0	0	0	TBD
C61909000	Boyette Road West Boundary To Lithia-Pinecrest	2,822	2,558	38	38	38	38	38	38	38	0	Ongoing
C69124000	Boyette Road Widening Construction Phase III (Donneymoore To Bell Shoals)	29,181	28,940	232	9	0	0	0	0	0	0	Post Construction
C69655000***	Brandon Blvd/SR 60 Intersection Improvements	22,100	0	0	3,480	10,930	0	7,690	0	0	0	Dec 2022
C62120000	Bridge and Guardrail Rehabilitation and Repair	43,208	401	3,099	4,508	4,400	4,400	4,400	4,400	4,400	13,200	Ongoing
C61045000	Bruce B. Downs (Bearss Avenue To Palm Springs) Road Widening	59,302	52,513	11,096	(4,307)	0	0	0	0	0	0	Post Construction
C61043000	Bruce B. Downs (Pebble Creek To Pasco County) Road Widening	25,345	13,270	12,076	0	0	0	0	0	0	0	Sep 2018
C61134000	Citrus Park Drive Extension (Countryway Blvd To Sheldon Rd)	56,724	4,947	277	51,500	0	0	0	0	0	0	TBD
C69225000	Columbus Drive Over Hillsborough River Bridge Rehabilitation	11,581	11,516	101	(37)	0	0	0	0	0	0	Post Construction
C69200000	Community Investment Tax (CIT) Funded Bridge Improvements	13,124	939	12,184	0	0	0	0	0	0	0	Ongoing
C69607000	CR 579 (Mango Road) I-4 To Sligh Avenue	5,390	4,741	649	0	0	0	0	0	0	0	Post Construction
C61153000	Dangerous Intersection / Pedestrian Safety Program	8,508	2,550	5,959	0	0	0	0	0	0	0	Ongoing
C69652000***	Davis Road Extension	3,000	0	0	3,000	0	0	0	0	0	0	Temple Terrace Proj
C69642000***	East 131st Avenue Improvements - North 30th Street to US 41	16,900	0	0	580	2,300	2,000	0	12,020	0	0	Dec 2023
C69218000	East Keysville Road Over West Branch	2,744	594	2,150	0	0	0	0	0	0	0	Sep 2019
C69653000*	Ferry Station - South County to MacDill Air Force Base	750	0	0	750	0	0	0	0	0	0	Dec 2019
C61010000	Hartline Capital Allocation	4,866	3,546	888	72	72	72	72	72	72	0	Ongoing
C69650000***	Hyperlink - Pilot Project	350	0	0	350	0	0	0	0	0	0	HART Project
C63090000	Intersection And Pedestrian Safety Program	8,012	6,601	1,175	236	0	0	0	0	0	0	Ongoing
C69600000	Intersection Improvement Program	47,852	40,619	24,527	(17,293)	0	0	0	0	0	0	Ongoing
C69645000***	Intersection Operation and Safety Enhancement Program	82,553	0	0	36,423	19,590	20,970	5,570	0	0	0	Ongoing
C69649000***	Lithia Pinecrest Road Widening - Adelaide Avenue to Lumsden Avenue	100,300	0	0	2,050	0	6,198	42,063	0	0	49,990	Dec 2026
C63077000	Lithia Pinecrest/Lumsden/Bell Shoals/Durant Intersection Improvements	15,423	6,489	8,933	0	0	0	0	0	0	0	Sep 2020
C61150000	Madison Avenue Improvements - US 41 To 78th Street	5,092	843	1,249	3,000	0	0	0	0	0	0	TBD
C69634000	Maydell Bridge Replacement	6,000	25	5,975	0	0	0	0	0	0	0	Sep 2019
C69601000	New & Improved Signalization Program	15,945	11,639	7,647	(3,341)	0	0	0	0	0	0	Ongoing
C69654000***	North West University Area Transportation Improvements	65,666	0	0	5,212	4,684	23,850	13,920	0	18,000	0	Dec 2024
C63520000	Orient Road/Sligh Avenue Traffic Signal	1,141	208	733	200	0	0	0	0	0	0	Oct 2019

**TRANSPORTATION PROGRAM
PROJECTS SUMMARY SCHEDULE
(in thousands)**

PROJECT NUMBER	PROJECT TITLE	TOTAL ESTIMATED COST	PRIOR EXPENSES	FY 18		FY 19	FY 20	FY 21	FY 22	FY 23	FUTURE	PROJECT COMPLETION DATE
				Carryforward	Additional							
C61035000	Paved Shoulders/Bicycle Lanes County Rural Roads	10,501	7,611	1,390	250	250	250	250	250	250	0	Ongoing
C69638000***	Pedestrian Safety and Mobility Enhancement Program	31,700	0	0	4,745	13,455	1,575	11,925	0	0	0	Ongoing
C69644000***	Progress Boulevard and South 78th Street Improvements	24,000	0	0	1,300	3,020	0	19,680	0	0	0	Dec 2022
C69999000	Proportionate Share Transportation Project	5,245	0	5,645	(400)	0	0	0	0	0	0	Ongoing
C69631000	Roadway Pavement Preservation Program	255,792	31,665	0	24,927	24,900	24,900	24,900	24,900	24,900	74,700	Ongoing
C69651000***	Sam Allen Road Widening	500	0	0	500	0	0	0	0	0	0	Plant City Project
C69630000	Sidewalk Repair and Improvement Program	29,445	1,872	123	3,050	3,050	3,050	3,050	3,050	3,050	9,150	Ongoing
C69508000	Sidewalk Retrofit Construction Funding	7,194	6,893	301	0	0	0	0	0	0	0	Ongoing
C61038000	Skipper Road/46th Street from Bruce B. Downs to Fletcher Rd Improvements	2,000	210	1,790	0	0	0	0	0	0	0	TBD
C69639000***	Sun City Center Pedestrian Mobility Masterplan	5,000	0	0	950	750	3,300	0	0	0	0	Dec 2020
C69228000	The Estuary	6,250	5,056	1,194	0	0	0	0	0	0	0	Developer Project
C69632000	Traffic Signal LED Replacement	813	0	813	0	0	0	0	0	0	0	Ongoing
C69635000	Transportation Utility Allocation	5,836	0	5,836	0	0	0	0	0	0	0	Ongoing
C69625000	Turkey Creek Road Improvements from MLK Blvd to Sydney Road	3,866	190	3,676	0	0	0	0	0	0	0	Plant City Project
C69646000***	Van Dyke Road Widening - Whirley Road to Suncoast Parkway	40,000	0	0	2,000	4,000	14,000	0	20,000	0	0	Dec 2023
C69641000***	Westshore Blvd Complete Street Improvements-W Kennedy to W Boy Scout	2,000	0	0	2,000	0	0	0	0	0	0	Sep 2018
	Subtotal FY 18			\$150,660	\$138,571							
	Total Transportation Program	\$1,244,232	\$288,622	\$289,231		\$95,639	\$122,403	\$139,557	\$82,030	\$50,710	\$176,040	

TOTAL FY 18 - FY 23 = \$779,570

*-New Project TBD - To be Determined

*** - Project that was not in the Adopted FY 17 - FY 21 Capital Improvement Program but added during FY 17 by amending the CIP at two separate Board meetings. Some smaller projects have been consolidated into larger projects.

Note: Some projects have "Post Construction" in the Project Completion Date column. These projects have finished their primary construction phases and may have been placed in use; nevertheless, these projects still have unspent balances that are earmarked for post-construction project costs.

PROJECT TITLE:
19TH AVENUE NE WIDENING - US 41 TO US 301
CIE REQUIREMENTS: Y
LEVEL OF SERVICE IMPACT: E

PROJECT NUMBER: C69640000
PROGRAM: TRANSPORTATION

PROJECT DESCRIPTION:
Widening of 19th Avenue NE, a 2-lane undivided road, from US 41 to US 301 to 4-lanes including enhanced pedestrian, bicycle and bus facilities.



OPERATING COST IMPACT:
To be determined.

PROJECT COMPLETION DATE: Dec 2019

Sources of Funds (in \$000s):	Total		FY 18	FY 19	FY 20	FY 21	FY 22	FY 23	Future
	Estimated Sources	Prior Revenues							
Community Invest. Tax II	\$0	\$0	\$0	\$0	\$0	\$0	\$0	\$0	\$0
Community Invest. Tax III	0	0	0	0	0	0	0	0	0
Enterprise Fees	0	0	0	0	0	0	0	0	0
Financing	2,500	0	0	0	0	0	0	0	0
Gas Taxes	0	0	0	0	0	0	0	0	0
General Revenues	0	0	0	0	0	0	0	0	0
Grants & County Match	0	0	0	0	0	0	0	0	0
Impact Fees	0	0	0	0	0	0	0	0	0
Other	0	0	0	0	0	0	0	0	0
Undetermined	0	0	0	0	0	0	0	0	0
Subtotal FY18			\$0	\$2,500					
Total	\$2,500	\$0	\$2,500	\$0	\$0	\$0	\$0	\$0	\$0

Uses of Funds (in \$000s):	Total		FY 18	FY 19	FY 20	FY 21	FY 22	FY 23	Future
	Estimated Cost	Prior Expenses							
Administration	\$0	\$0	\$0	\$0	\$0	\$0	\$0	\$0	\$0
Construction	2,500	0	0	2,500	0	0	0	0	0
Design	0	0	0	0	0	0	0	0	0
Development	0	0	0	0	0	0	0	0	0
Equipment	0	0	0	0	0	0	0	0	0
Land/ROW	0	0	0	0	0	0	0	0	0
Non-Capital	0	0	0	0	0	0	0	0	0
Subtotal FY18			\$0	\$2,500					
Total	\$2,500	\$0	\$2,500	\$0	\$0	\$0	\$0	\$0	\$0

PROJECT TITLE:
2ND STREET BRIDGE REPLACEMENT
CIE REQUIREMENTS: Y
LEVEL OF SERVICE IMPACT: M

PROJECT NUMBER: C69633000
PROGRAM: TRANSPORTATION

PROJECT DESCRIPTION:
This project includes design, permitting, and construction for replacement of the 2nd Street SE bridge #104317 over Ruskin Inlet.



OPERATING COST IMPACT:
No change in annual operating and maintenance costs is anticipated.

PROJECT COMPLETION DATE: Sep 2019

Sources of Funds (in \$000s):	Total		FY 18	FY 19	FY 20	FY 21	FY 22	FY 23	Future
	Estimated Sources	Prior Revenues							
Community Invest. Tax II	\$0	\$0	\$0	\$0	\$0	\$0	\$0	\$0	\$0
Community Invest. Tax III	0	0	0	0	0	0	0	0	0
Enterprise Fees	0	0	0	0	0	0	0	0	0
Financing	0	0	0	0	0	0	0	0	0
Gas Taxes	0	0	0	0	0	0	0	0	0
General Revenues	2,000	281	1,719	0	0	0	0	0	0
Grants & County Match	0	0	0	0	0	0	0	0	0
Impact Fees	0	0	0	0	0	0	0	0	0
Other	0	0	0	0	0	0	0	0	0
Undetermined	0	0	0	0	0	0	0	0	0
Subtotal FY18			\$1,719	\$0					
Total	\$2,000	\$281	\$1,719	\$0	\$0	\$0	\$0	\$0	\$0

Uses of Funds (in \$000s):	Total		FY 18	FY 19	FY 20	FY 21	FY 22	FY 23	Future
	Estimated Cost	Prior Expenses							
Administration	\$0	\$0	\$0	\$0	\$0	\$0	\$0	\$0	\$0
Construction	2,000	281	1,719	0	0	0	0	0	0
Design	0	0	0	0	0	0	0	0	0
Development	0	0	0	0	0	0	0	0	0
Equipment	0	0	0	0	0	0	0	0	0
Land/ROW	0	0	0	0	0	0	0	0	0
Non-Capital	0	0	0	0	0	0	0	0	0
Subtotal FY18			\$1,719	\$0					
Total	\$2,000	\$281	\$1,719	\$0	\$0	\$0	\$0	\$0	\$0

PROJECT TITLE:
ADVANCED TRAFFIC MANAGEMENT SYSTEM IMPROVEMENT PROGRAM
CIE REQUIREMENTS: Y
LEVEL OF SERVICE IMPACT: E

PROJECT NUMBER: C69602000
PROGRAM: TRANSPORTATION

PROJECT DESCRIPTION:

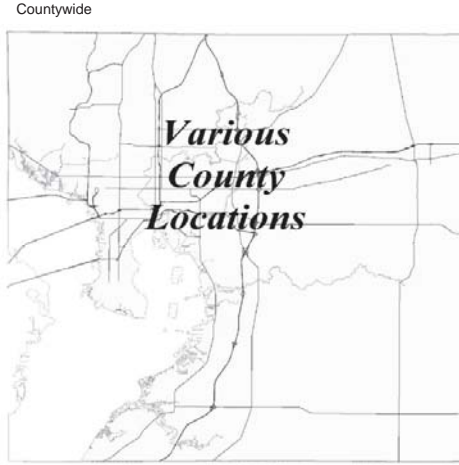
Project funding for the design and implementation of expansions and enhancements to the County's Intelligent Transportation System (ITS) program, which is comprised of computerized traffic signal control, arterial monitoring and management, and related functions. This includes the Countywide integration of technology upgrades, including realtime communications to signalized intersections and detection to determine travel demands, to be able to provide improved traffic flow, improvements in safety, increased transportation efficiency, enhanced mobility, and reductions in fuel consumption and pollutant emissions. This system uses real-time traffic data from vehicle detectors, intersection controllers, and monitoring video cameras, all routed to one central control system at the County's Traffic Management Center (TMC).

OPERATING COST IMPACT:

Hillsborough County-Wide annual operating and maintenance costs are estimated to be \$450,000 per year once all project corridors are completed. This cost includes the daily diagnostic management utilizing the Traffic Management Center software packages to monitor the traffic signals, and operations support for communication repairs, traffic signal optimization with signal timing adjustments, and field maintenance and operations activities.

PROJECT COMPLETION DATE: Ongoing

Neighborhood Community Area:



Sources of Funds (in \$000s):	Total		FY 18	FY 19	FY 20	FY 21	FY 22	FY 23	Future
	Estimated Sources	Prior Revenues							
Community Invest. Tax II	\$0	\$0	\$0	\$0	\$0	\$0	\$0	\$0	\$0
Community Invest. Tax III	14,861	13,745	1,116	0	0	0	0	0	0
Enterprise Fees	0	0	0	0	0	0	0	0	0
Financing	5,120	0	0	5,120	0	0	0	0	0
Gas Taxes	0	0	0	0	0	0	0	0	0
General Revenues	1,309	1,259	50	0	0	0	0	0	0
Grants & County Match	3,000	1,163	1,837	0	0	0	0	0	0
Impact Fees	9,979	7,075	2,905	0	0	0	0	0	0
Other	0	0	0	0	0	0	0	0	0
Undetermined	0	0	0	0	0	0	0	0	0
Subtotal FY18			\$5,908	\$5,120					
Total	\$34,269	\$23,242	\$11,028	\$0	\$0	\$0	\$0	\$0	\$0

Uses of Funds (in \$000s):	Total		FY 18	FY 19	FY 20	FY 21	FY 22	FY 23	Future
	Estimated Cost	Prior Expenses							
Administration	\$2,112	\$2,112	\$0	\$0	\$0	\$0	\$0	\$0	\$0
Construction	21,272	10,421	5,731	5,120	0	0	0	0	0
Design	5,308	5,131	177	0	0	0	0	0	0
Development	0	0	0	0	0	0	0	0	0
Equipment	5,569	5,569	0	0	0	0	0	0	0
Land/ROW	9	9	0	0	0	0	0	0	0
Non-Capital	0	0	0	0	0	0	0	0	0
Subtotal FY18			\$5,908	\$5,120					
Total	\$34,269	\$23,242	\$11,028	\$0	\$0	\$0	\$0	\$0	\$0

PROJECT TITLE:
APOLLO BEACH BLVD I-75 OVERPASS
CIE REQUIREMENTS: Y
LEVEL OF SERVICE IMPACT: F

PROJECT NUMBER: C69643000
PROGRAM: TRANSPORTATION

PROJECT DESCRIPTION:

Completion of a new 4-lane divided County road including an overpass over interstate 75 to provide connectivity between US 41 and US 301.

OPERATING COST IMPACT:

To be determined.

PROJECT COMPLETION DATE: Dec 2021

Neighborhood Community Area:



Sources of Funds (in \$000s):	Total		FY 18	FY 19	FY 20	FY 21	FY 22	FY 23	Future
	Estimated Sources	Prior Revenues							
Community Invest. Tax II	\$0	\$0	\$0	\$0	\$0	\$0	\$0	\$0	\$0
Community Invest. Tax III	0	0	0	0	0	0	0	0	0
Enterprise Fees	0	0	0	0	0	0	0	0	0
Financing	10,000	0	0	10,000	0	0	0	0	0
Gas Taxes	0	0	0	0	0	0	0	0	0
General Revenues	0	0	0	0	0	0	0	0	0
Grants & County Match	0	0	0	0	0	0	0	0	0
Impact Fees	0	0	0	0	0	0	0	0	0
Other	0	0	0	0	0	0	0	0	0
Undetermined	0	0	0	0	0	0	0	0	0
Subtotal FY18			\$0	\$0					
Total	\$10,000	\$0	\$0	\$10,000	\$0	\$0	\$0	\$0	\$0

Uses of Funds (in \$000s):	Total		FY 18	FY 19	FY 20	FY 21	FY 22	FY 23	Future
	Estimated Cost	Prior Expenses							
Administration	\$0	\$0	\$0	\$0	\$0	\$0	\$0	\$0	\$0
Construction	10,000	0	0	10,000	0	0	0	0	0
Design	0	0	0	0	0	0	0	0	0
Development	0	0	0	0	0	0	0	0	0
Equipment	0	0	0	0	0	0	0	0	0
Land/ROW	0	0	0	0	0	0	0	0	0
Non-Capital	0	0	0	0	0	0	0	0	0
Subtotal FY18			\$0	\$0					
Total	\$10,000	\$0	\$0	\$10,000	\$0	\$0	\$0	\$0	\$0

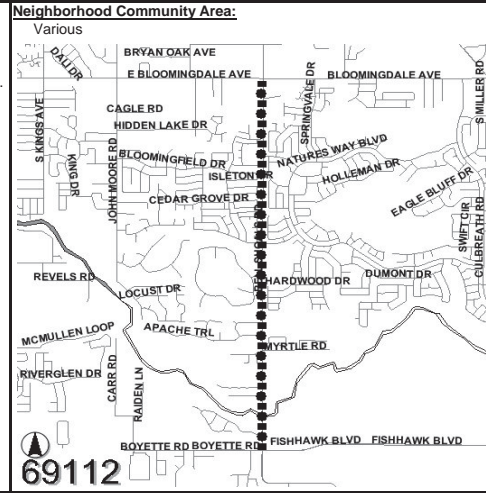
PROJECT TITLE:
 BELL SHOALS ROAD WIDENING (BLOOMINGDALE TO BOYETTE)
 CIE REQUIREMENTS: Y
 LEVEL OF SERVICE IMPACT: E

PROJECT NUMBER: C69112000
 PROGRAM: TRANSPORTATION

PROJECT DESCRIPTION:
 Land acquisition for future widening by a developer of Bell Shoals Road from Bloomingdale Avenue to Boyette Road from 2 to 4 lanes, with raised median and traffic operations with directional turn movements and turn lanes as well as installation of intersection signalization at Starwood Street.

OPERATING COST IMPACT:
 Annual operating and maintenance costs are estimated to be \$29,000 per year.

PROJECT COMPLETION DATE: Sep 2021



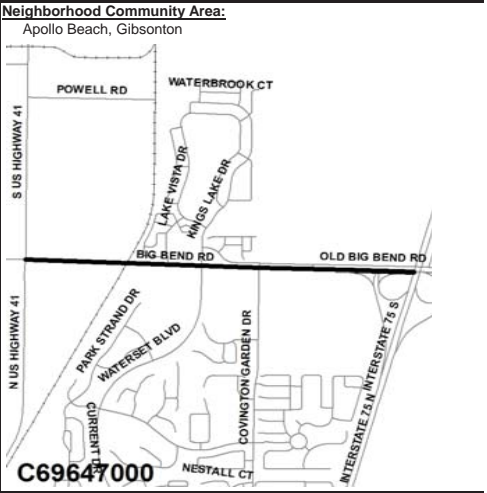
PROJECT TITLE:
 BIG BEND ROAD WIDENING - US 41 TO I-75
 CIE REQUIREMENTS: Y
 LEVEL OF SERVICE IMPACT: E

PROJECT NUMBER: C69647000
 PROGRAM: TRANSPORTATION

PROJECT DESCRIPTION:
 Widening of Big Bend Road, a 4-lane divided road, from US 41 to I-75 to 6 lanes including enhanced pedestrian, bicycle and bus facilities.

OPERATING COST IMPACT:
 To be determined.

PROJECT COMPLETION DATE: Dec 2023



Sources of Funds (in \$000s):	Total		FY 18	FY 19	FY 20	FY 21	FY 22	FY 23	Future
	Estimated Sources	Prior Revenues							
Community Invest. Tax II	\$3,125	\$2,516	\$609	\$0	\$0	\$0	\$0	\$0	\$0
Community Invest. Tax III	21,232	11,997	9,235	0	0	0	0	0	0
Enterprise Fees	0	0	0	0	0	0	0	0	0
Financing	0	0	0	0	0	0	0	0	0
Gas Taxes	5,542	62	5,480	0	0	0	0	0	0
General Revenues	2,700	2,405	295	0	0	0	0	0	0
Grants & County Match	758	35	723	0	0	0	0	0	0
Impact Fees	1,000	1,000	0	0	0	0	0	0	0
Other	0	0	0	0	0	0	0	0	0
Undetermined	0	0	0	0	0	0	0	0	0
Subtotal FY18			\$16,341	\$0	\$0	\$0	\$0	\$0	\$0
Total	\$34,356	\$18,015	\$16,341	\$0	\$0	\$0	\$0	\$0	\$0

Uses of Funds (in \$000s):	Total		FY 18	FY 19	FY 20	FY 21	FY 22	FY 23	Future
	Estimated Cost	Prior Expenses							
Administration	\$665	\$57	\$609	\$0	\$0	\$0	\$0	\$0	\$0
Construction	1,474	1,179	295	0	0	0	0	0	0
Design	192	192	0	0	0	0	0	0	0
Development	812	812	0	0	0	0	0	0	0
Equipment	0	0	0	0	0	0	0	0	0
Land/ROW	31,213	15,776	15,438	0	0	0	0	0	0
Non-Capital	0	0	0	0	0	0	0	0	0
Subtotal FY18			\$16,341	\$0	\$0	\$0	\$0	\$0	\$0
Total	\$34,356	\$18,015	\$16,341	\$0	\$0	\$0	\$0	\$0	\$0

Sources of Funds (in \$000s):	Total		FY 18	FY 19	FY 20	FY 21	FY 22	FY 23	Future
	Estimated Sources	Prior Revenues							
Community Invest. Tax II	\$0	\$0	\$0	\$0	\$0	\$0	\$0	\$0	\$0
Community Invest. Tax III	0	0	0	0	0	0	0	0	0
Enterprise Fees	0	0	0	0	0	0	0	0	0
Financing	21,500	0	0	3,000	5,000	0	11,500	0	0
Gas Taxes	0	0	0	0	0	0	0	0	0
General Revenues	0	0	0	0	0	0	0	0	0
Grants & County Match	0	0	0	0	0	0	0	0	0
Impact Fees	0	0	0	0	0	0	0	0	0
Other	0	0	0	0	0	0	0	0	0
Undetermined	0	0	0	0	0	0	0	0	0
Subtotal FY18			\$0	\$3,000	\$5,000	\$0	\$11,500	\$0	\$0
Total	\$21,500	\$0	\$2,000	\$3,000	\$5,000	\$0	\$11,500	\$0	\$0

Uses of Funds (in \$000s):	Total		FY 18	FY 19	FY 20	FY 21	FY 22	FY 23	Future
	Estimated Cost	Prior Expenses							
Administration	\$0	\$0	\$0	\$0	\$0	\$0	\$0	\$0	\$0
Construction	21,500	0	0	3,000	5,000	0	11,500	0	0
Design	0	0	0	0	0	0	0	0	0
Development	0	0	0	0	0	0	0	0	0
Equipment	0	0	0	0	0	0	0	0	0
Land/ROW	0	0	0	0	0	0	0	0	0
Non-Capital	0	0	0	0	0	0	0	0	0
Subtotal FY18			\$0	\$3,000	\$5,000	\$0	\$11,500	\$0	\$0
Total	\$21,500	\$0	\$2,000	\$3,000	\$5,000	\$0	\$11,500	\$0	\$0

PROJECT TITLE:
BIG BEND ROAD WIDENING (COVINGTON GARDEN TO SIMMONS LOOP) - PD&E
 CIE REQUIREMENTS: Y
 LEVEL OF SERVICE IMPACT: F

PROJECT NUMBER: C61149000
 PROGRAM: TRANSPORTATION

PROJECT DESCRIPTION:

This PD&E study will determine the need to provide two additional lanes of capacity to Big Bend Road (CR 672) by widening the road from 4-lane divided arterial to a 6-lane divided arterial. The project limits are from Covington Garden Drive to Simmons Loop for 1.25 miles. Project construction costs will be determined upon completion of PD&E. The developer is responsible for widening a portion of this corridor and FDOT/FHWA require a PD&E study to be completed. The cost will be split between the developer and Hillsborough County because a portion of the project is outside the limits of the developer's project.

OPERATING COST IMPACT:

No impact on annual operating and maintenance costs is anticipated.

PROJECT COMPLETION DATE: TBD

Neighborhood Community Area:



Sources of Funds (in \$000s):	Total		FY 18	FY 19	FY 20	FY 21	FY 22	FY 23	Future
	Estimated Sources	Prior Revenues							
Community Invest. Tax II	\$0	\$0	\$0	\$0	\$0	\$0	\$0	\$0	\$0
Community Invest. Tax III	0	0	0	0	0	0	0	0	0
Enterprise Fees	0	0	0	0	0	0	0	0	0
Financing	0	0	0	0	0	0	0	0	0
Gas Taxes	0	0	0	0	0	0	0	0	0
General Revenues	0	0	0	0	0	0	0	0	0
Grants & County Match	426	410	16	0	0	0	0	0	0
Impact Fees	6,500	0	6,500	0	0	0	0	0	0
Other	0	0	0	0	0	0	0	0	0
Undetermined	0	0	0	0	0	0	0	0	0
Subtotal FY18			\$6,516	\$0	\$0	\$0	\$0	\$0	\$0
Total	\$6,926	\$410	\$6,516	\$0	\$0	\$0	\$0	\$0	\$0

Uses of Funds (in \$000s):	Total		FY 18	FY 19	FY 20	FY 21	FY 22	FY 23	Future
	Estimated Cost	Prior Expenses							
Administration	\$0	\$0	\$0	\$0	\$0	\$0	\$0	\$0	\$0
Construction	6,500	0	6,500	0	0	0	0	0	0
Design	0	0	0	0	0	0	0	0	0
Development	426	410	16	0	0	0	0	0	0
Equipment	0	0	0	0	0	0	0	0	0
Land/ROW	0	0	0	0	0	0	0	0	0
Non-Capital	0	0	0	0	0	0	0	0	0
Subtotal FY18			\$6,516	\$0	\$0	\$0	\$0	\$0	\$0
Total	\$6,926	\$410	\$6,516	\$0	\$0	\$0	\$0	\$0	\$0

PROJECT TITLE:
BIG BEND/I-75 INTERCHANGE IMPROVEMENTS PHASE 1
 CIE REQUIREMENTS: Y
 LEVEL OF SERVICE IMPACT: E

PROJECT NUMBER: C69656000
 PROGRAM: TRANSPORTATION

PROJECT DESCRIPTION:

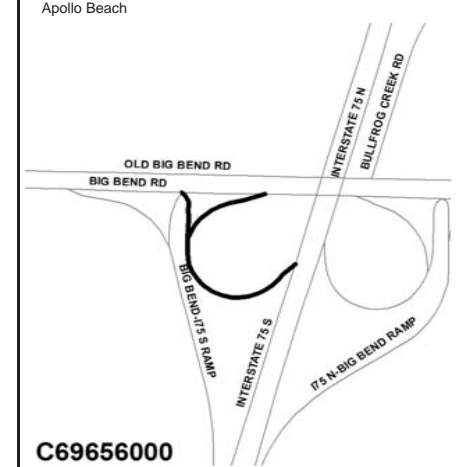
Improvements to I-75 interchange at Big Bend Road including extending the southbound off-ramp 1,200 feet, adding a left turn lane to make triple lefts, eliminating the free flow ramp for drivers turning right (eastbound) onto Big Bend Road, and adding two signal controlled right turn lanes at the ramp terminus.

OPERATING COST IMPACT:

To be determined.

PROJECT COMPLETION DATE: Dec 2022

Neighborhood Community Area:



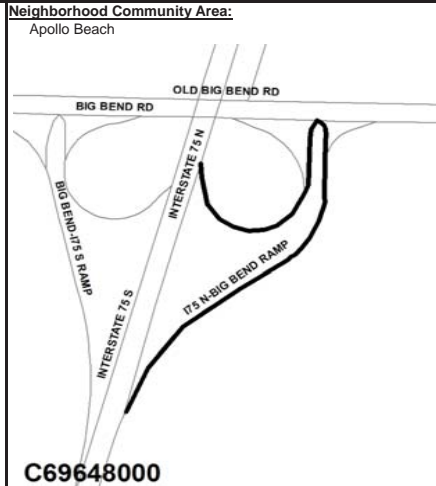
Sources of Funds (in \$000s):	Total		FY 18	FY 19	FY 20	FY 21	FY 22	FY 23	Future
	Estimated Sources	Prior Revenues							
Community Invest. Tax II	\$0	\$0	\$0	\$0	\$0	\$0	\$0	\$0	\$0
Community Invest. Tax III	0	0	0	0	0	0	0	0	0
Enterprise Fees	0	0	0	0	0	0	0	0	0
Financing	7,500	0	0	1,200	0	6,000	0	0	0
Gas Taxes	0	0	0	0	0	0	0	0	0
General Revenues	0	0	0	0	0	0	0	0	0
Grants & County Match	0	0	0	0	0	0	0	0	0
Impact Fees	0	0	0	0	0	0	0	0	0
Other	0	0	0	0	0	0	0	0	0
Undetermined	0	0	0	0	0	0	0	0	0
Subtotal FY18			\$0	\$300	\$1,200	\$6,000	\$0	\$0	\$0
Total	\$7,500	\$0	\$300	\$1,200	\$0	\$6,000	\$0	\$0	\$0

Uses of Funds (in \$000s):	Total		FY 18	FY 19	FY 20	FY 21	FY 22	FY 23	Future
	Estimated Cost	Prior Expenses							
Administration	\$0	\$0	\$0	\$0	\$0	\$0	\$0	\$0	\$0
Construction	7,500	0	0	1,200	0	6,000	0	0	0
Design	0	0	0	0	0	0	0	0	0
Development	0	0	0	0	0	0	0	0	0
Equipment	0	0	0	0	0	0	0	0	0
Land/ROW	0	0	0	0	0	0	0	0	0
Non-Capital	0	0	0	0	0	0	0	0	0
Subtotal FY18			\$0	\$300	\$1,200	\$6,000	\$0	\$0	\$0
Total	\$7,500	\$0	\$300	\$1,200	\$0	\$6,000	\$0	\$0	\$0

PROJECT TITLE:
BIG BEND/I-75 INTERCHANGE IMPROVEMENTS PHASE 2
CIE REQUIREMENTS: Y
LEVEL OF SERVICE IMPACT: E

PROJECT NUMBER: C69648000
PROGRAM: TRANSPORTATION

PROJECT DESCRIPTION:
Improvements to I-75 interchange at Big Bend Road including realigning the westbound to northbound on-ramp and southbound to westbound off-ramp.



OPERATING COST IMPACT:
To be determined.

PROJECT COMPLETION DATE: Dec 2025

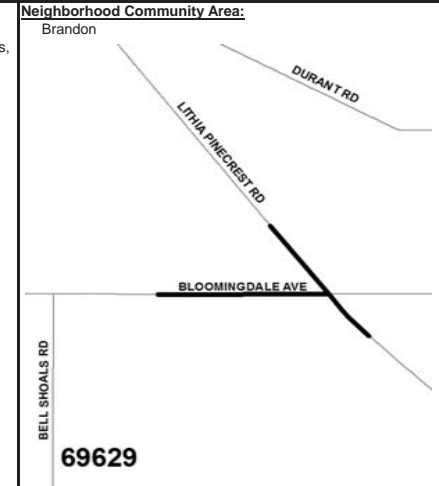
Sources of Funds (in \$000s):	Total		FY 18	FY 19	FY 20	FY 21	FY 22	FY 23	Future
	Estimated Sources	Prior Revenues							
Community Invest. Tax II	\$0	\$0	\$0	\$0	\$0	\$0	\$0	\$0	\$0
Community Invest. Tax III	0	0	0	0	0	0	0	0	0
Enterprise Fees	0	0	0	0	0	0	0	0	0
Financing	40,300	0	0	2,800	0	5,800	0	29,000	0
Gas Taxes	0	0	0	0	0	0	0	0	0
General Revenues	0	0	0	0	0	0	0	0	0
Grants & County Match	0	0	0	0	0	0	0	0	0
Impact Fees	0	0	0	0	0	0	0	0	0
Other	0	0	0	0	0	0	0	0	0
Undetermined	0	0	0	0	0	0	0	0	0
Subtotal FY18			\$0	\$2,700					
Total	\$40,300	\$0	\$2,700	\$0	\$2,800	\$0	\$5,800	\$0	\$29,000

Uses of Funds (in \$000s):	Total		FY 18	FY 19	FY 20	FY 21	FY 22	FY 23	Future
	Estimated Cost	Prior Expenses							
Administration	\$0	\$0	\$0	\$0	\$0	\$0	\$0	\$0	\$0
Construction	40,300	0	0	2,800	0	5,800	0	29,000	0
Design	0	0	0	0	0	0	0	0	0
Development	0	0	0	0	0	0	0	0	0
Equipment	0	0	0	0	0	0	0	0	0
Land/ROW	0	0	0	0	0	0	0	0	0
Non-Capital	0	0	0	0	0	0	0	0	0
Subtotal FY18			\$0	\$2,700					
Total	\$40,300	\$0	\$2,700	\$0	\$2,800	\$0	\$5,800	\$0	\$29,000

PROJECT TITLE:
BLOOMINGDALE AREA IMPROVEMENTS
CIE REQUIREMENTS: Y
LEVEL OF SERVICE IMPACT: E

PROJECT NUMBER: C69629000
PROGRAM: TRANSPORTATION

PROJECT DESCRIPTION:
Work includes, but is not limited to, lighting, high visibility crosswalks and pavement markings at Bloomingdale High School, retiming 6 intersections, and northbound and southbound bus pullout bays on Culbreath Road.



OPERATING COST IMPACT:
No change in annual operating and maintenance costs is anticipated.

PROJECT COMPLETION DATE: TBD

Sources of Funds (in \$000s):	Total		FY 18	FY 19	FY 20	FY 21	FY 22	FY 23	Future
	Estimated Sources	Prior Revenues							
Community Invest. Tax II	\$0	\$0	\$0	\$0	\$0	\$0	\$0	\$0	\$0
Community Invest. Tax III	0	0	0	0	0	0	0	0	0
Enterprise Fees	0	0	0	0	0	0	0	0	0
Financing	0	0	0	0	0	0	0	0	0
Gas Taxes	0	0	0	0	0	0	0	0	0
General Revenues	0	0	0	0	0	0	0	0	0
Grants & County Match	0	0	0	0	0	0	0	0	0
Impact Fees	0	0	0	0	0	0	0	0	0
Other	857	240	417	200	0	0	0	0	0
Undetermined	0	0	0	0	0	0	0	0	0
Subtotal FY18			\$417	\$200					
Total	\$857	\$240	\$617	\$0	\$0	\$0	\$0	\$0	\$0

Uses of Funds (in \$000s):	Total		FY 18	FY 19	FY 20	FY 21	FY 22	FY 23	Future
	Estimated Cost	Prior Expenses							
Administration	\$0	\$0	\$0	\$0	\$0	\$0	\$0	\$0	\$0
Construction	850	233	417	200	0	0	0	0	0
Design	7	7	0	0	0	0	0	0	0
Development	0	0	0	0	0	0	0	0	0
Equipment	0	0	0	0	0	0	0	0	0
Land/ROW	0	0	0	0	0	0	0	0	0
Non-Capital	0	0	0	0	0	0	0	0	0
Subtotal FY18			\$417	\$200					
Total	\$857	\$240	\$617	\$0	\$0	\$0	\$0	\$0	\$0

PROJECT TITLE:
BOYETTE ROAD WEST BOUNDARY TO LITHIA-PINECREST
CIE REQUIREMENTS: Y
LEVEL OF SERVICE IMPACT: E

PROJECT NUMBER: C61909000
PROGRAM: TRANSPORTATION

PROJECT DESCRIPTION:
Payment to the Fishhawk developer for improvements to roads previously constructed for which they are being reimbursed from transportation impact fees.



OPERATING COST IMPACT:
No change in annual operating and maintenance costs is anticipated.

PROJECT COMPLETION DATE: Ongoing

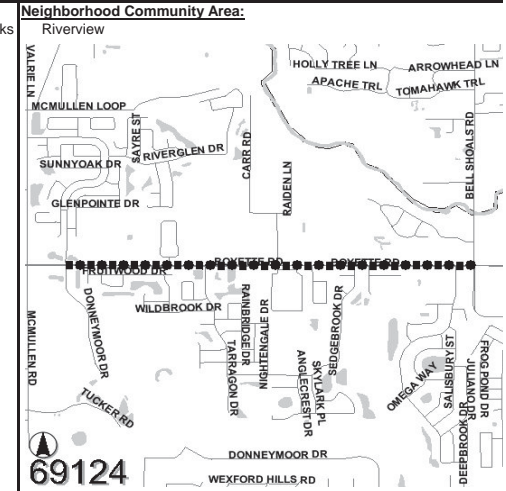
Sources of Funds (in \$000s):	Total		FY 18	FY 19	FY 20	FY 21	FY 22	FY 23	Future
	Estimated Sources	Prior Revenues							
Community Invest. Tax II	\$0	\$0	\$0	\$0	\$0	\$0	\$0	\$0	\$0
Community Invest. Tax III	0	0	0	0	0	0	0	0	0
Enterprise Fees	0	0	0	0	0	0	0	0	0
Financing	0	0	0	0	0	0	0	0	0
Gas Taxes	155	155	0	0	0	0	0	0	0
General Revenues	0	0	0	0	0	0	0	0	0
Grants & County Match	0	0	0	0	0	0	0	0	0
Impact Fees	2,667	2,403	38	38	38	38	38	38	0
Other	0	0	0	0	0	0	0	0	0
Undetermined	0	0	0	0	0	0	0	0	0
Subtotal FY18			\$38	\$38	\$38	\$38	\$38	\$38	\$0
Total	\$2,822	\$2,558	\$76	\$38	\$38	\$38	\$38	\$38	\$0

Uses of Funds (in \$000s):	Total		FY 18	FY 19	FY 20	FY 21	FY 22	FY 23	Future
	Estimated Cost	Prior Expenses							
Administration	\$0	\$0	\$0	\$0	\$0	\$0	\$0	\$0	\$0
Construction	2,510	2,245	38	38	38	38	38	38	0
Design	17	17	0	0	0	0	0	0	0
Development	0	0	0	0	0	0	0	0	0
Equipment	0	0	0	0	0	0	0	0	0
Land/ROW	0	0	0	0	0	0	0	0	0
Non-Capital	296	296	0	0	0	0	0	0	0
Subtotal FY18			\$38	\$38	\$38	\$38	\$38	\$38	\$0
Total	\$2,822	\$2,558	\$76	\$38	\$38	\$38	\$38	\$38	\$0

PROJECT TITLE:
BOYETTE ROAD WIDENING CONSTRUCTION PHASE III (DONEYMOOR TO BELL SHOALS)
CIE REQUIREMENTS: Y
LEVEL OF SERVICE IMPACT: E

PROJECT NUMBER: C69124000
PROGRAM: TRANSPORTATION

PROJECT DESCRIPTION:
Widening of Boyette Road from 2 to 4 lanes including bike lanes, sidewalks and landscaping. This project covers construction Phase III from Donneymoor to Bell Shoals.



OPERATING COST IMPACT:
Annual operating and maintenance costs are estimated to be \$5,000 per year.

PROJECT COMPLETION DATE: Post Construction

Sources of Funds (in \$000s):	Total		FY 18	FY 19	FY 20	FY 21	FY 22	FY 23	Future
	Estimated Sources	Prior Revenues							
Community Invest. Tax II	\$895	\$888	\$7	\$0	\$0	\$0	\$0	\$0	\$0
Community Invest. Tax III	14,168	14,000	168	0	0	0	0	0	0
Enterprise Fees	4,428	4,428	(9)	0	0	0	0	0	0
Financing	0	0	0	0	0	0	0	0	0
Gas Taxes	50	50	0	0	0	0	0	0	0
General Revenues	0	0	0	0	0	0	0	0	0
Grants & County Match	1,441	1,441	0	0	0	0	0	0	0
Impact Fees	8,200	8,134	66	0	0	0	0	0	0
Other	0	0	0	0	0	0	0	0	0
Undetermined	0	0	0	0	0	0	0	0	0
Subtotal FY18			\$232	\$0	\$0	\$0	\$0	\$0	\$0
Total	\$29,181	\$28,940	\$241	\$0	\$0	\$0	\$0	\$0	\$0

Uses of Funds (in \$000s):	Total		FY 18	FY 19	FY 20	FY 21	FY 22	FY 23	Future
	Estimated Cost	Prior Expenses							
Administration	\$143	\$76	\$57	\$0	\$0	\$0	\$0	\$0	\$0
Construction	28,982	28,814	168	0	0	0	0	0	0
Design	3	3	0	0	0	0	0	0	0
Development	0	0	0	0	0	0	0	0	0
Equipment	0	0	0	0	0	0	0	0	0
Land/ROW	54	47	7	0	0	0	0	0	0
Non-Capital	0	0	0	0	0	0	0	0	0
Subtotal FY18			\$232	\$0	\$0	\$0	\$0	\$0	\$0
Total	\$29,181	\$28,940	\$241	\$0	\$0	\$0	\$0	\$0	\$0

PROJECT TITLE:
 BRANDON BLVD/SR 60 INTERSECTION IMPROVEMENTS
 CIE REQUIREMENTS: Y
 LEVEL OF SERVICE IMPACT: E

PROJECT NUMBER: C69655000

PROGRAM: TRANSPORTATION

PROJECT DESCRIPTION:
 Intersection improvements and access enhancements to Brandon Blvd/SR 60 at Lakewood Dr, Parsons Blvd, Kings Dr, Mt Carmel Rd, Valrico Rd, and St Cloud Ave. Improvements include new, additional and lengthened turn lanes, new and enhanced medians, enhanced traffic signals, and various other access and vehicle progression improvements.



OPERATING COST IMPACT:
 To be determined.

PROJECT COMPLETION DATE: Dec 2022

Sources of Funds (in \$000s):	Total Estimated Sources	Prior Revenues	FY 18		FY 19	FY 20	FY 21	FY 22	FY 23	Future
			Carryforward	Additional						
Community Invest. Tax II	\$0	\$0	\$0	\$0	\$0	\$0	\$0	\$0	\$0	\$0
Community Invest. Tax III	3,100	0	0	3,100	0	0	0	0	0	0
Enterprise Fees	0	0	0	0	0	0	0	0	0	0
Financing	19,000	0	0	380	10,930	0	7,690	0	0	0
Gas Taxes	0	0	0	0	0	0	0	0	0	0
General Revenues	0	0	0	0	0	0	0	0	0	0
Grants & County Match	0	0	0	0	0	0	0	0	0	0
Impact Fees	0	0	0	0	0	0	0	0	0	0
Other	0	0	0	0	0	0	0	0	0	0
Undetermined	0	0	0	0	0	0	0	0	0	0
Subtotal FY18			\$0	\$3,480						
Total	\$22,100	\$0		\$3,480	\$10,930	\$0	\$7,690	\$0	\$0	\$0

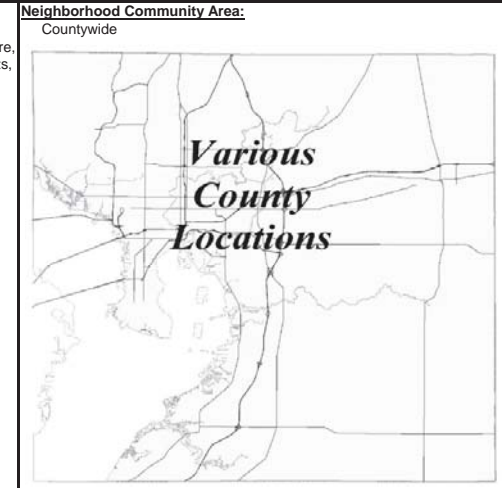
Uses of Funds (in \$000s):	Total Estimated Cost	Prior Expenses	FY 18		FY 19	FY 20	FY 21	FY 22	FY 23	Future
			Carryforward	Additional						
Administration	\$0	\$0	\$0	\$0	\$0	\$0	\$0	\$0	\$0	\$0
Construction	22,100	0	0	3,480	10,930	0	7,690	0	0	0
Design	0	0	0	0	0	0	0	0	0	0
Development	0	0	0	0	0	0	0	0	0	0
Equipment	0	0	0	0	0	0	0	0	0	0
Land/ROW	0	0	0	0	0	0	0	0	0	0
Non-Capital	0	0	0	0	0	0	0	0	0	0
Subtotal FY18			\$0	\$3,480						
Total	\$22,100	\$0		\$3,480	\$10,930	\$0	\$7,690	\$0	\$0	\$0

PROJECT TITLE:
 BRIDGE AND GUARDRAIL REHABILITATION AND REPAIR
 CIE REQUIREMENTS: Y
 LEVEL OF SERVICE IMPACT: M

PROJECT NUMBER: C62120000

PROGRAM: TRANSPORTATION

PROJECT DESCRIPTION:
 Rehab and repair of several County bridges, and rehab and repair of guardrail within County ROW. Scope includes rehab/repair of substructure, pre-stressed concrete deck spans, pile jackets and scour mitigation efforts, in addition to repairing and replacing guardrail as required.



OPERATING COST IMPACT:
 No change in annual operating and maintenance costs is anticipated.

PROJECT COMPLETION DATE: Ongoing

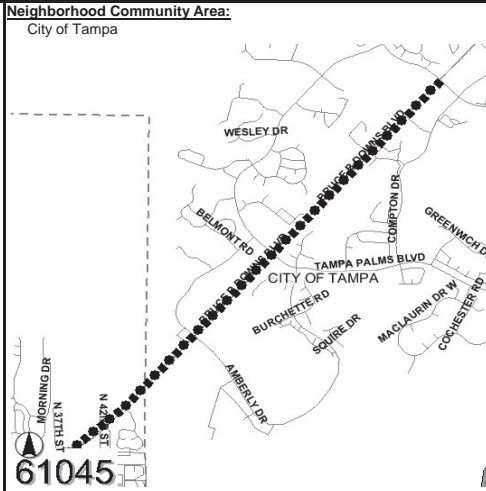
Sources of Funds (in \$000s):	Total Estimated Sources	Prior Revenues	FY 18		FY 19	FY 20	FY 21	FY 22	FY 23	Future
			Carryforward	Additional						
Community Invest. Tax II	\$0	\$0	\$0	\$0	\$0	\$0	\$0	\$0	\$0	\$0
Community Invest. Tax III	0	0	0	0	0	0	0	0	0	0
Enterprise Fees	0	0	0	0	0	0	0	0	0	0
Financing	28,000	0	0	0	4,000	4,000	4,000	4,000	4,000	12,000
Gas Taxes	4,108	400	0	508	400	400	400	400	400	1,200
General Revenues	11,100	1	3,099	4,000	4,000	0	0	0	0	0
Grants & County Match	0	0	0	0	0	0	0	0	0	0
Impact Fees	0	0	0	0	0	0	0	0	0	0
Other	0	0	0	0	0	0	0	0	0	0
Undetermined	0	0	0	0	0	0	0	0	0	0
Subtotal FY18			\$3,099	\$4,508						
Total	\$43,208	\$401		\$7,607	\$4,400	\$4,400	\$4,400	\$4,400	\$4,400	\$13,200

Uses of Funds (in \$000s):	Total Estimated Cost	Prior Expenses	FY 18		FY 19	FY 20	FY 21	FY 22	FY 23	Future
			Carryforward	Additional						
Administration	\$0	\$0	\$0	\$0	\$0	\$0	\$0	\$0	\$0	\$0
Construction	43,208	401	3,099	4,508	4,400	4,400	4,400	4,400	4,400	13,200
Design	0	0	0	0	0	0	0	0	0	0
Development	0	0	0	0	0	0	0	0	0	0
Equipment	0	0	0	0	0	0	0	0	0	0
Land/ROW	0	0	0	0	0	0	0	0	0	0
Non-Capital	0	0	0	0	0	0	0	0	0	0
Subtotal FY18			\$3,099	\$4,508						
Total	\$43,208	\$401		\$7,607	\$4,400	\$4,400	\$4,400	\$4,400	\$4,400	\$13,200

PROJECT TITLE:
BRUCE B. DOWNS (BEARSS AVENUE TO PALM SPRINGS) ROAD WIDENING
CIE REQUIREMENTS: Y
LEVEL OF SERVICE IMPACT: E

PROJECT NUMBER: C61045000
PROGRAM: TRANSPORTATION

PROJECT DESCRIPTION:
 This project is one of three phases of the Bruce B Downs Road widening from Bearss Avenue to the Pasco County Line. The project involves the widening of Bruce B Downs from four to eight lanes as determined by the Project Development and Environmental (PD&E) study managed by FDOT. The widening includes a bridge, new storm sewer systems, ponds, flood plain and wetland mitigation.



OPERATING COST IMPACT:
 Annual operating and maintenance costs are estimated to be \$14,000 per year.

PROJECT COMPLETION DATE: Post Construction

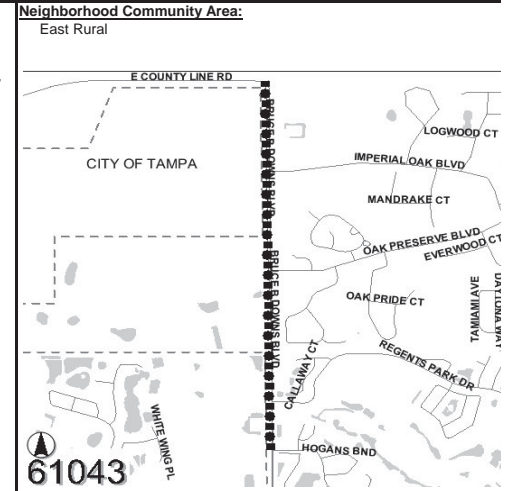
Sources of Funds (in \$000s):	Total		FY 18	FY 19	FY 20	FY 21	FY 22	FY 23	Future
	Estimated Sources	Prior Revenues							
Community Invest. Tax II	\$0	\$0	\$0	\$0	\$0	\$0	\$0	\$0	\$0
Community Invest. Tax III	744	321	2,723	(2,300)	0	0	0	0	0
Enterprise Fees	0	0	0	0	0	0	0	0	0
Financing	0	0	0	0	0	0	0	0	0
Gas Taxes	1,895	1,895	1,007	(1,007)	0	0	0	0	0
General Revenues	779	777	2	0	0	0	0	0	0
Grants & County Match	55,884	49,520	7,364	(1,000)	0	0	0	0	0
Impact Fees	0	0	0	0	0	0	0	0	0
Other	0	0	0	0	0	0	0	0	0
Undetermined	0	0	0	0	0	0	0	0	0
Subtotal FY18			\$11,096	(\$4,307)					
Total	\$59,302	\$52,513	\$6,790		\$0	\$0	\$0	\$0	\$0

Uses of Funds (in \$000s):	Total		FY 18	FY 19	FY 20	FY 21	FY 22	FY 23	Future
	Estimated Cost	Prior Expenses							
Administration	\$21	\$21	\$0	\$0	\$0	\$0	\$0	\$0	\$0
Construction	44,564	38,200	7,664	(1,300)	0	0	0	0	0
Design	4,877	4,452	2,432	(2,007)	0	0	0	0	0
Development	0	0	0	0	0	0	0	0	0
Equipment	0	0	0	0	0	0	0	0	0
Land/ROW	9,840	9,840	1,000	(1,000)	0	0	0	0	0
Non-Capital	0	0	0	0	0	0	0	0	0
Subtotal FY18			\$11,096	(\$4,307)					
Total	\$59,302	\$52,513	\$6,790		\$0	\$0	\$0	\$0	\$0

PROJECT TITLE:
BRUCE B. DOWNS (PEBBLE CREEK TO PASCO COUNTY) ROAD WIDENING
CIE REQUIREMENTS: Y
LEVEL OF SERVICE IMPACT: E

PROJECT NUMBER: C61043000
PROGRAM: TRANSPORTATION

PROJECT DESCRIPTION:
 This project is one of three phases of the Bruce B Downs Road widening from Bearss Avenue to the Pasco County Line. This project involves the widening of this segment of Bruce B Downs from four to eight lanes as determined by the Project Development and Environmental (PD&E) study managed by FDOT. The widening includes new storm sewer systems, ponds, flood plain and wetland mitigation.



OPERATING COST IMPACT:
 Annual operating and maintenance costs are estimated to be \$6,000 per year.

PROJECT COMPLETION DATE: Sep 2018

Sources of Funds (in \$000s):	Total		FY 18	FY 19	FY 20	FY 21	FY 22	FY 23	Future
	Estimated Sources	Prior Revenues							
Community Invest. Tax II	\$0	\$0	\$0	\$0	\$0	\$0	\$0	\$0	\$0
Community Invest. Tax III	0	0	0	0	0	0	0	0	0
Enterprise Fees	0	0	0	0	0	0	0	0	0
Financing	0	0	0	0	0	0	0	0	0
Gas Taxes	3,900	999	2,901	0	0	0	0	0	0
General Revenues	5,082	396	4,686	0	0	0	0	0	0
Grants & County Match	12,494	8,706	3,788	0	0	0	0	0	0
Impact Fees	3,869	3,169	700	0	0	0	0	0	0
Other	0	0	0	0	0	0	0	0	0
Undetermined	0	0	0	0	0	0	0	0	0
Subtotal FY18			\$12,076	\$0					
Total	\$25,345	\$13,270	\$12,076	\$0	\$0	\$0	\$0	\$0	\$0

Uses of Funds (in \$000s):	Total		FY 18	FY 19	FY 20	FY 21	FY 22	FY 23	Future
	Estimated Cost	Prior Expenses							
Administration	\$0	\$0	\$0	\$0	\$0	\$0	\$0	\$0	\$0
Construction	14,798	7,504	7,293	0	0	0	0	0	0
Design	9,903	5,121	4,782	0	0	0	0	0	0
Development	45	45	0	0	0	0	0	0	0
Equipment	0	0	0	0	0	0	0	0	0
Land/ROW	599	599	0	0	0	0	0	0	0
Non-Capital	0	0	0	0	0	0	0	0	0
Subtotal FY18			\$12,076	\$0					
Total	\$25,345	\$13,270	\$12,076	\$0	\$0	\$0	\$0	\$0	\$0

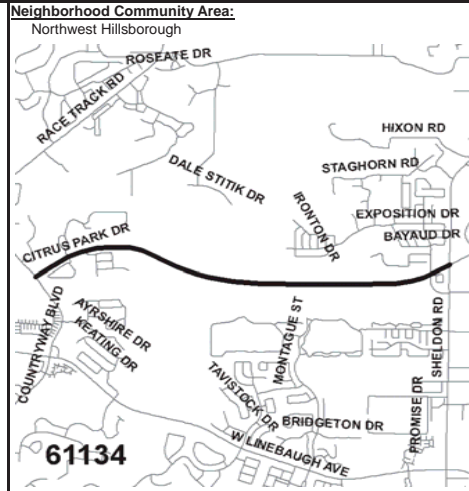
PROJECT TITLE:
CITRUS PARK DRIVE EXTENSION (COUNTRYWAY BLVD TO SHELDON RD)
CIE REQUIREMENTS: Y
LEVEL OF SERVICE IMPACT: E

PROJECT NUMBER: C61134000
PROGRAM: TRANSPORTATION

PROJECT DESCRIPTION:
Project is for PD & E, design, land acquisition and construction of the extension of Citrus Park Drive from Countryway Boulevard to Sheldon Road as a four-lane divided road. The approximate distance of the extension is 2.82 miles.

OPERATING COST IMPACT:
No change in annual operating and maintenance costs is anticipated.

PROJECT COMPLETION DATE: TBD



Sources of Funds (in \$000s):	Total		FY 18	FY 19	FY 20	FY 21	FY 22	FY 23	Future
	Estimated Sources	Prior Revenues							
Community Invest. Tax II	\$0	\$0	\$0	\$0	\$0	\$0	\$0	\$0	\$0
Community Invest. Tax III	3,999	3,744	254	0	0	0	0	0	0
Enterprise Fees	12	12	0	0	0	0	0	0	0
Financing	51,500	0	0	51,500	0	0	0	0	0
Gas Taxes	700	700	0	0	0	0	0	0	0
General Revenues	513	490	23	0	0	0	0	0	0
Grants & County Match	0	0	0	0	0	0	0	0	0
Impact Fees	0	0	0	0	0	0	0	0	0
Other	0	0	0	0	0	0	0	0	0
Undetermined	0	0	0	0	0	0	0	0	0
Subtotal FY18			\$277	\$51,500					
Total	\$56,724	\$4,947	\$51,777	\$0	\$0	\$0	\$0	\$0	\$0

Uses of Funds (in \$000s):	Total		FY 18	FY 19	FY 20	FY 21	FY 22	FY 23	Future
	Estimated Cost	Prior Expenses							
Administration	\$21	\$21	\$0	\$0	\$0	\$0	\$0	\$0	\$0
Construction	52,266	512	254	51,500	0	0	0	0	0
Design	2,897	2,897	0	0	0	0	0	0	0
Development	1,213	1,190	23	0	0	0	0	0	0
Equipment	0	0	0	0	0	0	0	0	0
Land/ROW	327	327	0	0	0	0	0	0	0
Non-Capital	0	0	0	0	0	0	0	0	0
Subtotal FY18			\$277	\$51,500					
Total	\$56,724	\$4,947	\$51,777	\$0	\$0	\$0	\$0	\$0	\$0

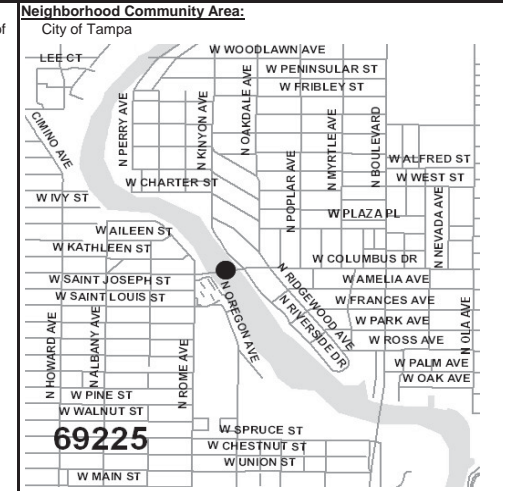
PROJECT TITLE:
COLUMBUS DRIVE OVER HILLSBOROUGH RIVER BRIDGE REHABILITATION
CIE REQUIREMENTS: Y
LEVEL OF SERVICE IMPACT: M

PROJECT NUMBER: C69225000
PROGRAM: TRANSPORTATION

PROJECT DESCRIPTION:
The project consists of repairs to the mechanical and electrical systems of a movable bridge. Also the corroded structural steel in the lower portions need to be cleaned of rust, lead paint and repaired or replaced. The existing bridge structure is in a deteriorated condition. Heavily corroded steel bottom lateral bracing members have fallen off the structure. The mechanical systems are showing signs of wear and misalignment.

OPERATING COST IMPACT:
No change in annual operating and maintenance costs is anticipated.

PROJECT COMPLETION DATE: Post Construction



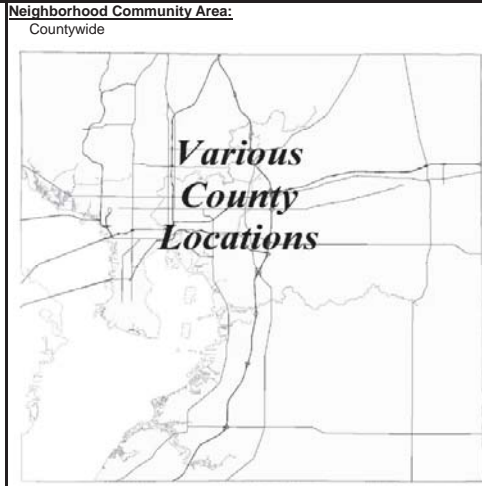
Sources of Funds (in \$000s):	Total		FY 18	FY 19	FY 20	FY 21	FY 22	FY 23	Future
	Estimated Sources	Prior Revenues							
Community Invest. Tax II	\$0	\$0	\$0	\$0	\$0	\$0	\$0	\$0	\$0
Community Invest. Tax III	898	898	37	(37)	0	0	0	0	0
Enterprise Fees	0	0	0	0	0	0	0	0	0
Financing	0	0	0	0	0	0	0	0	0
Gas Taxes	385	385	0	0	0	0	0	0	0
General Revenues	0	0	0	0	0	0	0	0	0
Grants & County Match	10,298	10,233	65	0	0	0	0	0	0
Impact Fees	0	0	0	0	0	0	0	0	0
Other	0	0	0	0	0	0	0	0	0
Undetermined	0	0	0	0	0	0	0	0	0
Subtotal FY18			\$101	(\$37)					
Total	\$11,581	\$11,516	\$65	(\$37)	\$0	\$0	\$0	\$0	\$0

Uses of Funds (in \$000s):	Total		FY 18	FY 19	FY 20	FY 21	FY 22	FY 23	Future
	Estimated Cost	Prior Expenses							
Administration	\$0	\$0	\$0	\$0	\$0	\$0	\$0	\$0	\$0
Construction	4,556	4,491	65	0	0	0	0	0	0
Design	7,025	7,025	37	(37)	0	0	0	0	0
Development	0	0	0	0	0	0	0	0	0
Equipment	0	0	0	0	0	0	0	0	0
Land/ROW	0	0	0	0	0	0	0	0	0
Non-Capital	0	0	0	0	0	0	0	0	0
Subtotal FY18			\$101	(\$37)					
Total	\$11,581	\$11,516	\$65	(\$37)	\$0	\$0	\$0	\$0	\$0

PROJECT TITLE:
 COMMUNITY INVESTMENT TAX (CIT) FUNDED BRIDGE IMPROVEMENTS
 CIE REQUIREMENTS: Y
 LEVEL OF SERVICE IMPACT: M

PROJECT NUMBER: C69200000
 PROGRAM: TRANSPORTATION

PROJECT DESCRIPTION:
 Provision for CIT funds allocated to the Bridge program that have not yet been allocated to specific bridge projects.



OPERATING COST IMPACT:
 No change in annual operating and maintenance costs is anticipated.

PROJECT COMPLETION DATE: Ongoing

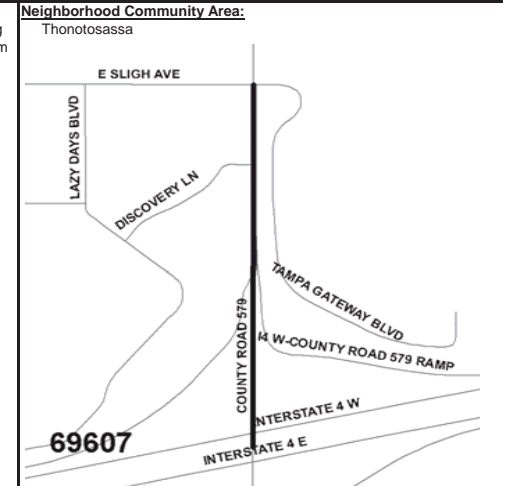
Sources of Funds (in \$000s):	Total		FY 18	FY 19	FY 20	FY 21	FY 22	FY 23	Future
	Estimated Sources	Prior Revenues							
Community Invest. Tax II	\$0	\$0	\$0	\$0	\$0	\$0	\$0	\$0	\$0
Community Invest. Tax III	13,124	939	12,184	0	0	0	0	0	0
Enterprise Fees	0	0	0	0	0	0	0	0	0
Financing	0	0	0	0	0	0	0	0	0
Gas Taxes	0	0	0	0	0	0	0	0	0
General Revenues	0	0	0	0	0	0	0	0	0
Grants & County Match	0	0	0	0	0	0	0	0	0
Impact Fees	0	0	0	0	0	0	0	0	0
Other	0	0	0	0	0	0	0	0	0
Undetermined	0	0	0	0	0	0	0	0	0
Subtotal FY18			\$12,184	\$0	\$0	\$0	\$0	\$0	\$0
Total	\$13,124	\$939	\$12,184	\$0	\$0	\$0	\$0	\$0	\$0

Uses of Funds (in \$000s):	Total		FY 18	FY 19	FY 20	FY 21	FY 22	FY 23	Future
	Estimated Cost	Prior Expenses							
Administration	\$0	\$0	\$0	\$0	\$0	\$0	\$0	\$0	\$0
Construction	12,712	527	12,184	0	0	0	0	0	0
Design	412	412	0	0	0	0	0	0	0
Development	0	0	0	0	0	0	0	0	0
Equipment	0	0	0	0	0	0	0	0	0
Land/ROW	0	0	0	0	0	0	0	0	0
Non-Capital	0	0	0	0	0	0	0	0	0
Subtotal FY18			\$12,184	\$0	\$0	\$0	\$0	\$0	\$0
Total	\$13,124	\$939	\$12,184	\$0	\$0	\$0	\$0	\$0	\$0

PROJECT TITLE:
 CR 579 (MANGO ROAD) I-4 TO SLIGH AVENUE
 CIE REQUIREMENTS: Y
 LEVEL OF SERVICE IMPACT: E

PROJECT NUMBER: C69607000
 PROGRAM: TRANSPORTATION

PROJECT DESCRIPTION:
 Widen 0.17 miles of road from 2 lane divided to 4 lane divided. Widening is needed to provide adequate facilities to accommodate future traffic from proposed land development along the road.



OPERATING COST IMPACT:
 No change in annual operating and maintenance costs is anticipated.

PROJECT COMPLETION DATE: Post Construction

Sources of Funds (in \$000s):	Total		FY 18	FY 19	FY 20	FY 21	FY 22	FY 23	Future
	Estimated Sources	Prior Revenues							
Community Invest. Tax II	\$0	\$0	\$0	\$0	\$0	\$0	\$0	\$0	\$0
Community Invest. Tax III	253	225	29	0	0	0	0	0	0
Enterprise Fees	0	0	0	0	0	0	0	0	0
Financing	0	0	0	0	0	0	0	0	0
Gas Taxes	0	0	0	0	0	0	0	0	0
General Revenues	1,268	730	538	0	0	0	0	0	0
Grants & County Match	0	0	0	0	0	0	0	0	0
Impact Fees	3,868	3,786	82	0	0	0	0	0	0
Other	0	0	0	0	0	0	0	0	0
Undetermined	0	0	0	0	0	0	0	0	0
Subtotal FY18			\$649	\$0	\$0	\$0	\$0	\$0	\$0
Total	\$5,390	\$4,741	\$649	\$0	\$0	\$0	\$0	\$0	\$0

Uses of Funds (in \$000s):	Total		FY 18	FY 19	FY 20	FY 21	FY 22	FY 23	Future
	Estimated Cost	Prior Expenses							
Administration	\$94	\$65	\$29	\$0	\$0	\$0	\$0	\$0	\$0
Construction	4,496	3,876	620	0	0	0	0	0	0
Design	550	550	0	0	0	0	0	0	0
Development	248	248	0	0	0	0	0	0	0
Equipment	0	0	0	0	0	0	0	0	0
Land/ROW	1	1	0	0	0	0	0	0	0
Non-Capital	0	0	0	0	0	0	0	0	0
Subtotal FY18			\$649	\$0	\$0	\$0	\$0	\$0	\$0
Total	\$5,390	\$4,741	\$649	\$0	\$0	\$0	\$0	\$0	\$0

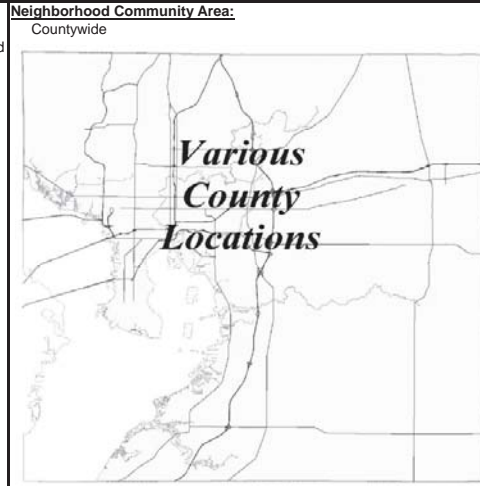
PROJECT TITLE:
DANGEROUS INTERSECTION / PEDESTRIAN SAFETY PROGRAM
 CIE REQUIREMENTS: Y
 LEVEL OF SERVICE IMPACT: E,M

PROJECT NUMBER: C61153000
 PROGRAM: TRANSPORTATION

PROJECT DESCRIPTION:
 To improve safety for pedestrians and bicyclists as identified in the Pedestrian and Bicycle High Crash Areas Strategic Plan for Unincorporated Hillsborough County Roads completed in July 2012 by the Metropolitan Planning Commission (MPO) for the Top Ten High Crash Locations. Features can include, but are not limited to; lane restriping, enhanced pedestrian crossings such as mid-block refuge islands, sidewalk construction, bicycle lanes, raised concrete medians, and street lighting.

OPERATING COST IMPACT:
 No change in annual operating and maintenance costs is anticipated.

PROJECT COMPLETION DATE: Ongoing



Sources of Funds (in \$000s):	Total		FY 18	FY 19	FY 20	FY 21	FY 22	FY 23	Future
	Estimated Sources	Prior Revenues							
Community Invest. Tax II	\$0	\$0	\$0	\$0	\$0	\$0	\$0	\$0	\$0
Community Invest. Tax III	8,100	2,334	5,766	0	0	0	0	0	0
Enterprise Fees	0	0	0	0	0	0	0	0	0
Financing	0	0	0	0	0	0	0	0	0
Gas Taxes	0	0	0	0	0	0	0	0	0
General Revenues	400	215	185	0	0	0	0	0	0
Grants & County Match	8	0	8	0	0	0	0	0	0
Impact Fees	0	0	0	0	0	0	0	0	0
Other	0	0	0	0	0	0	0	0	0
Undetermined	0	0	0	0	0	0	0	0	0
Subtotal FY18			\$5,959	\$0	\$0	\$0	\$0	\$0	\$0
Total	\$8,508	\$2,550	\$5,959	\$0	\$0	\$0	\$0	\$0	\$0

Uses of Funds (in \$000s):	Total		FY 18	FY 19	FY 20	FY 21	FY 22	FY 23	Future
	Estimated Cost	Prior Expenses							
Administration	\$422	\$422	\$0	\$0	\$0	\$0	\$0	\$0	\$0
Construction	6,270	311	5,959	0	0	0	0	0	0
Design	619	619	0	0	0	0	0	0	0
Development	1,197	1,197	0	0	0	0	0	0	0
Equipment	0	0	0	0	0	0	0	0	0
Land/ROW	0	0	0	0	0	0	0	0	0
Non-Capital	0	0	0	0	0	0	0	0	0
Subtotal FY18			\$5,959	\$0	\$0	\$0	\$0	\$0	\$0
Total	\$8,508	\$2,550	\$5,959	\$0	\$0	\$0	\$0	\$0	\$0

PROJECT TITLE:
DAVIS ROAD EXTENSION
 CIE REQUIREMENTS: Y
 LEVEL OF SERVICE IMPACT: E

PROJECT NUMBER: C69652000
 PROGRAM: TRANSPORTATION

PROJECT DESCRIPTION:
 Funding contribution for extension of Davis Road in Temple Terrace.

OPERATING COST IMPACT:
 To be determined.

PROJECT COMPLETION DATE: Temple Terrace Project



Sources of Funds (in \$000s):	Total		FY 18	FY 19	FY 20	FY 21	FY 22	FY 23	Future
	Estimated Sources	Prior Revenues							
Community Invest. Tax II	\$0	\$0	\$0	\$0	\$0	\$0	\$0	\$0	\$0
Community Invest. Tax III	0	0	0	0	0	0	0	0	0
Enterprise Fees	0	0	0	0	0	0	0	0	0
Financing	3,000	0	0	3,000	0	0	0	0	0
Gas Taxes	0	0	0	0	0	0	0	0	0
General Revenues	0	0	0	0	0	0	0	0	0
Grants & County Match	0	0	0	0	0	0	0	0	0
Impact Fees	0	0	0	0	0	0	0	0	0
Other	0	0	0	0	0	0	0	0	0
Undetermined	0	0	0	0	0	0	0	0	0
Subtotal FY18			\$0	\$3,000	\$0	\$0	\$0	\$0	\$0
Total	\$3,000	\$0	\$3,000	\$0	\$0	\$0	\$0	\$0	\$0

Uses of Funds (in \$000s):	Total		FY 18	FY 19	FY 20	FY 21	FY 22	FY 23	Future
	Estimated Cost	Prior Expenses							
Administration	\$0	\$0	\$0	\$0	\$0	\$0	\$0	\$0	\$0
Construction	3,000	0	0	3,000	0	0	0	0	0
Design	0	0	0	0	0	0	0	0	0
Development	0	0	0	0	0	0	0	0	0
Equipment	0	0	0	0	0	0	0	0	0
Land/ROW	0	0	0	0	0	0	0	0	0
Non-Capital	0	0	0	0	0	0	0	0	0
Subtotal FY18			\$0	\$3,000	\$0	\$0	\$0	\$0	\$0
Total	\$3,000	\$0	\$3,000	\$0	\$0	\$0	\$0	\$0	\$0

PROJECT TITLE:
 EAST 131ST AVENUE IMPROVEMENTS - NORTH 30TH STREET TO US 41
 CIE REQUIREMENTS: Y
 LEVEL OF SERVICE IMPACT: E

PROJECT NUMBER: C69642000
 PROGRAM: TRANSPORTATION

PROJECT DESCRIPTION:
 Enhancement of East 131st Avenue, a 2-lane undivided road, from North 30th Street to US 41 including turn lane improvements and enhanced pedestrian, bicycle and bus facilities. Intersection improvements to Fletcher Avenue at 15th Street, including but not limited to, eastbound, westbound and northbound right turn lanes.



OPERATING COST IMPACT:
 To be determined.

PROJECT COMPLETION DATE: Dec 2023

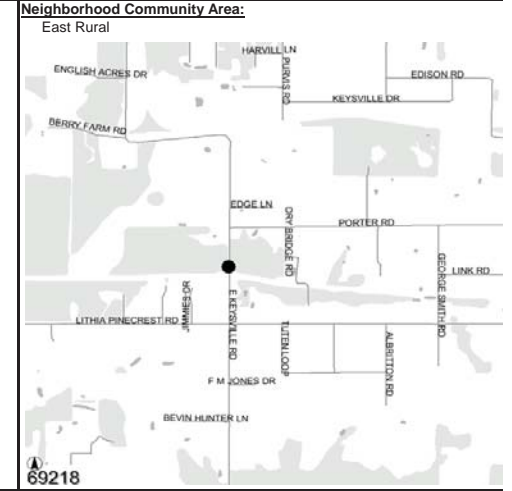
Sources of Funds (in \$000s):	Total		FY 18	FY 19	FY 20	FY 21	FY 22	FY 23	Future
	Estimated Sources	Prior Revenues							
Community Invest. Tax II	\$0	\$0	\$0	\$0	\$0	\$0	\$0	\$0	\$0
Community Invest. Tax III	0	0	0	0	0	0	0	0	0
Enterprise Fees	0	0	0	0	0	0	0	0	0
Financing	16,900	0	580	2,300	2,000	0	12,020	0	0
Gas Taxes	0	0	0	0	0	0	0	0	0
General Revenues	0	0	0	0	0	0	0	0	0
Grants & County Match	0	0	0	0	0	0	0	0	0
Impact Fees	0	0	0	0	0	0	0	0	0
Other	0	0	0	0	0	0	0	0	0
Undetermined	0	0	0	0	0	0	0	0	0
Subtotal FY18			\$0	\$580					
Total	\$16,900	\$0	\$580	\$2,300	\$2,000	\$0	\$12,020	\$0	\$0

Uses of Funds (in \$000s):	Total		FY 18	FY 19	FY 20	FY 21	FY 22	FY 23	Future
	Estimated Cost	Prior Expenses							
Administration	\$0	\$0	\$0	\$0	\$0	\$0	\$0	\$0	\$0
Construction	16,900	0	580	2,300	2,000	0	12,020	0	0
Design	0	0	0	0	0	0	0	0	0
Development	0	0	0	0	0	0	0	0	0
Equipment	0	0	0	0	0	0	0	0	0
Land/ROW	0	0	0	0	0	0	0	0	0
Non-Capital	0	0	0	0	0	0	0	0	0
Subtotal FY18			\$0	\$580					
Total	\$16,900	\$0	\$580	\$2,300	\$2,000	\$0	\$12,020	\$0	\$0

PROJECT TITLE:
 EAST KEYSVILLE RD OVER WEST BRANCH
 CIE REQUIREMENTS: Y
 LEVEL OF SERVICE IMPACT: M

PROJECT NUMBER: C69218000
 PROGRAM: TRANSPORTATION

PROJECT DESCRIPTION:
 Replacement of East Keysville Road bridge over the West Branch of the Alafia River.



OPERATING COST IMPACT:
 Annual operating and maintenance costs are estimated to be \$1,400 per year.

PROJECT COMPLETION DATE: Sep 2019

Sources of Funds (in \$000s):	Total		FY 18	FY 19	FY 20	FY 21	FY 22	FY 23	Future
	Estimated Sources	Prior Revenues							
Community Invest. Tax II	\$2,030	\$467	\$1,563	\$0	\$0	\$0	\$0	\$0	\$0
Community Invest. Tax III	0	0	0	0	0	0	0	0	0
Enterprise Fees	0	0	0	0	0	0	0	0	0
Financing	0	0	0	0	0	0	0	0	0
Gas Taxes	400	128	272	0	0	0	0	0	0
General Revenues	314	0	314	0	0	0	0	0	0
Grants & County Match	0	0	0	0	0	0	0	0	0
Impact Fees	0	0	0	0	0	0	0	0	0
Other	0	0	0	0	0	0	0	0	0
Undetermined	0	0	0	0	0	0	0	0	0
Subtotal FY18			\$2,150	\$0					
Total	\$2,744	\$594	\$2,150	\$0	\$0	\$0	\$0	\$0	\$0

Uses of Funds (in \$000s):	Total		FY 18	FY 19	FY 20	FY 21	FY 22	FY 23	Future
	Estimated Cost	Prior Expenses							
Administration	\$317	\$3	\$314	\$0	\$0	\$0	\$0	\$0	\$0
Construction	288	16	272	0	0	0	0	0	0
Design	2,015	452	1,563	0	0	0	0	0	0
Development	72	72	0	0	0	0	0	0	0
Equipment	0	0	0	0	0	0	0	0	0
Land/ROW	52	52	0	0	0	0	0	0	0
Non-Capital	0	0	0	0	0	0	0	0	0
Subtotal FY18			\$2,150	\$0					
Total	\$2,744	\$594	\$2,150	\$0	\$0	\$0	\$0	\$0	\$0

PROJECT TITLE:
 FERRY STATION - SOUTH COUNTY TO MACDILL AIR FORCE BASE
 CIE REQUIREMENTS: Y
 LEVEL OF SERVICE IMPACT: E

PROJECT NUMBER: C69653000
 PROGRAM: TRANSPORTATION

PROJECT DESCRIPTION:
 New ferry service from south County to MacDill Airforce base.

Neighborhood Community Area:
 Apollo Beach, Gibsonton



OPERATING COST IMPACT:
 To be determined.

PROJECT COMPLETION DATE: Dec 2019

Sources of Funds (in \$000s):	Total		FY 18	FY 19	FY 20	FY 21	FY 22	FY 23	Future
	Estimated Sources	Prior Revenues							
Community Invest. Tax II	\$0	\$0	\$0	\$0	\$0	\$0	\$0	\$0	\$0
Community Invest. Tax III	0	0	0	0	0	0	0	0	0
Enterprise Fees	0	0	0	0	0	0	0	0	0
Financing	750	0	0	750	0	0	0	0	0
Gas Taxes	0	0	0	0	0	0	0	0	0
General Revenues	0	0	0	0	0	0	0	0	0
Grants & County Match	0	0	0	0	0	0	0	0	0
Impact Fees	0	0	0	0	0	0	0	0	0
Other	0	0	0	0	0	0	0	0	0
Undetermined	0	0	0	0	0	0	0	0	0
Subtotal FY18			\$0	\$750					
Total	\$750	\$0	\$750	\$0	\$0	\$0	\$0	\$0	\$0

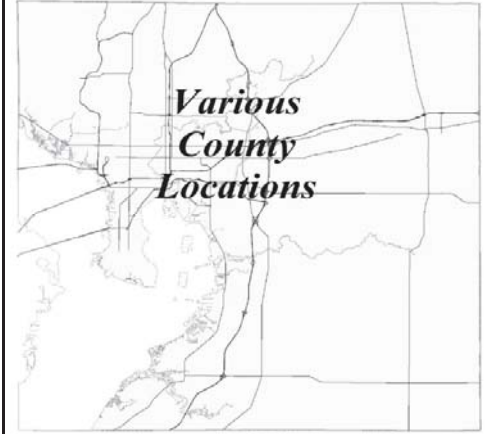
Uses of Funds (in \$000s):	Total		FY 18	FY 19	FY 20	FY 21	FY 22	FY 23	Future
	Estimated Cost	Prior Expenses							
Administration	\$0	\$0	\$0	\$0	\$0	\$0	\$0	\$0	\$0
Construction	750	0	0	750	0	0	0	0	0
Design	0	0	0	0	0	0	0	0	0
Development	0	0	0	0	0	0	0	0	0
Equipment	0	0	0	0	0	0	0	0	0
Land/ROW	0	0	0	0	0	0	0	0	0
Non-Capital	0	0	0	0	0	0	0	0	0
Subtotal FY18			\$0	\$750					
Total	\$750	\$0	\$750	\$0	\$0	\$0	\$0	\$0	\$0

PROJECT TITLE:
 HARTLINE CAPITAL ALLOCATION
 CIE REQUIREMENTS: N
 LEVEL OF SERVICE IMPACT: N/A

PROJECT NUMBER: C61010000
 PROGRAM: TRANSPORTATION

PROJECT DESCRIPTION:
 The contribution from impact fees reflects amounts payable to HARTline, at the discretion of the BOCC, pursuant to and in accordance with interlocal agreement.

Neighborhood Community Area:
 Countywide



OPERATING COST IMPACT:
 No change in annual operating and maintenance costs is anticipated.

PROJECT COMPLETION DATE: Ongoing

Sources of Funds (in \$000s):	Total		FY 18	FY 19	FY 20	FY 21	FY 22	FY 23	Future
	Estimated Sources	Prior Revenues							
Community Invest. Tax II	\$0	\$0	\$0	\$0	\$0	\$0	\$0	\$0	\$0
Community Invest. Tax III	0	0	0	0	0	0	0	0	0
Enterprise Fees	0	0	0	0	0	0	0	0	0
Financing	0	0	0	0	0	0	0	0	0
Gas Taxes	0	0	0	0	0	0	0	0	0
General Revenues	75	75	0	0	0	0	0	0	0
Grants & County Match	0	0	0	0	0	0	0	0	0
Impact Fees	4,791	3,471	888	72	72	72	72	72	0
Other	0	0	0	0	0	0	0	0	0
Undetermined	0	0	0	0	0	0	0	0	0
Subtotal FY18			\$888	\$72					
Total	\$4,866	\$3,546	\$960	\$72	\$72	\$72	\$72	\$72	\$0

Uses of Funds (in \$000s):	Total		FY 18	FY 19	FY 20	FY 21	FY 22	FY 23	Future
	Estimated Cost	Prior Expenses							
Administration	\$0	\$0	\$0	\$0	\$0	\$0	\$0	\$0	\$0
Construction	75	75	0	0	0	0	0	0	0
Design	0	0	0	0	0	0	0	0	0
Development	0	0	0	0	0	0	0	0	0
Equipment	0	0	0	0	0	0	0	0	0
Land/ROW	0	0	0	0	0	0	0	0	0
Non-Capital	4,791	3,471	888	72	72	72	72	72	0
Subtotal FY18			\$888	\$72					
Total	\$4,866	\$3,546	\$960	\$72	\$72	\$72	\$72	\$72	\$0

PROJECT TITLE:
HYPERLINK - PILOT PROJECT
CIE REQUIREMENTS: Y
LEVEL OF SERVICE IMPACT: E

PROJECT NUMBER: C69650000
PROGRAM: TRANSPORTATION

PROJECT DESCRIPTION:
Funding contribution for HART flex route pilot project.

Neighborhood Community Area:
Various



OPERATING COST IMPACT:
To be determined.

PROJECT COMPLETION DATE: HART Project

Sources of Funds (in \$000s):	Total		FY 18	FY 19	FY 20	FY 21	FY 22	FY 23	Future
	Estimated Sources	Prior Revenues							
Community Invest. Tax II	\$0	\$0	\$0	\$0	\$0	\$0	\$0	\$0	\$0
Community Invest. Tax III	0	0	0	0	0	0	0	0	0
Enterprise Fees	0	0	0	0	0	0	0	0	0
Financing	350	0	0	0	0	0	0	0	0
Gas Taxes	0	0	0	0	0	0	0	0	0
General Revenues	0	0	0	0	0	0	0	0	0
Grants & County Match	0	0	0	0	0	0	0	0	0
Impact Fees	0	0	0	0	0	0	0	0	0
Other	0	0	0	0	0	0	0	0	0
Undetermined	0	0	0	0	0	0	0	0	0
Subtotal FY18			\$0	\$350					
Total	\$350	\$0	\$350	\$0	\$0	\$0	\$0	\$0	\$0

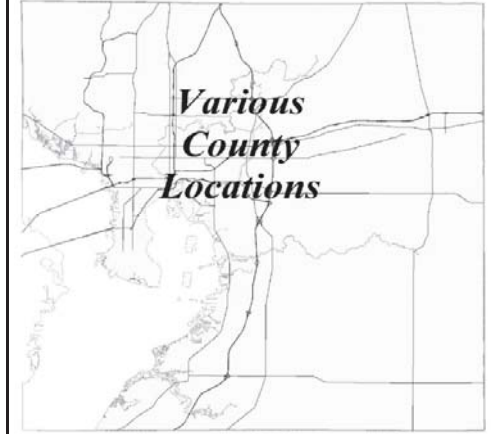
Uses of Funds (in \$000s):	Total		FY 18	FY 19	FY 20	FY 21	FY 22	FY 23	Future
	Estimated Cost	Prior Expenses							
Administration	\$0	\$0	\$0	\$0	\$0	\$0	\$0	\$0	\$0
Construction	350	0	0	350	0	0	0	0	0
Design	0	0	0	0	0	0	0	0	0
Development	0	0	0	0	0	0	0	0	0
Equipment	0	0	0	0	0	0	0	0	0
Land/ROW	0	0	0	0	0	0	0	0	0
Non-Capital	0	0	0	0	0	0	0	0	0
Subtotal FY18			\$0	\$350					
Total	\$350	\$0	\$350	\$0	\$0	\$0	\$0	\$0	\$0

PROJECT TITLE:
INTERSECTION AND PEDESTRIAN SAFETY PROGRAM
CIE REQUIREMENTS: Y
LEVEL OF SERVICE IMPACT: M

PROJECT NUMBER: C63090000
PROGRAM: TRANSPORTATION

PROJECT DESCRIPTION:
Reduce intersection and pedestrian crashes by enhancing traffic control devices, pavement markings and signs, modifying or constructing roadway lanes and medians, installing traffic or pedestrian signals, dynamic signs, improving access management, enhancing vehicle progression and traffic signal system communications and providing public awareness and educational campaigns.

Neighborhood Community Area:
Countywide



OPERATING COST IMPACT:
Annual operating and maintenance costs are estimated to be \$100.

PROJECT COMPLETION DATE: Ongoing

Sources of Funds (in \$000s):	Total		FY 18	FY 19	FY 20	FY 21	FY 22	FY 23	Future
	Estimated Sources	Prior Revenues							
Community Invest. Tax II	\$0	\$0	\$0	\$0	\$0	\$0	\$0	\$0	\$0
Community Invest. Tax III	0	0	0	0	0	0	0	0	0
Enterprise Fees	0	0	0	0	0	0	0	0	0
Financing	0	0	0	0	0	0	0	0	0
Gas Taxes	0	0	0	0	0	0	0	0	0
General Revenues	3,345	1,934	1,175	236	0	0	0	0	0
Grants & County Match	4,667	4,667	0	0	0	0	0	0	0
Impact Fees	0	0	0	0	0	0	0	0	0
Other	0	0	0	0	0	0	0	0	0
Undetermined	0	0	0	0	0	0	0	0	0
Subtotal FY18			\$1,175	\$236					
Total	\$8,012	\$6,601	\$1,411	\$0	\$0	\$0	\$0	\$0	\$0

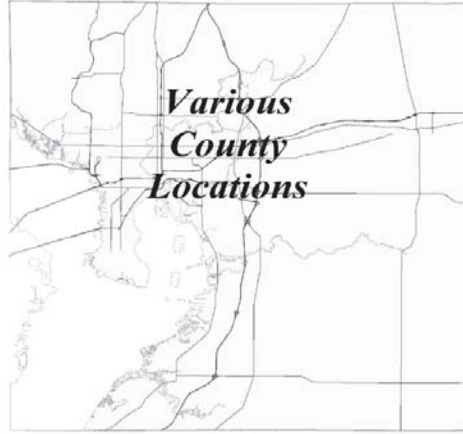
Uses of Funds (in \$000s):	Total		FY 18	FY 19	FY 20	FY 21	FY 22	FY 23	Future
	Estimated Cost	Prior Expenses							
Administration	\$0	\$0	\$0	\$0	\$0	\$0	\$0	\$0	\$0
Construction	6,929	5,518	1,175	236	0	0	0	0	0
Design	1,057	1,057	0	0	0	0	0	0	0
Development	17	17	0	0	0	0	0	0	0
Equipment	0	0	0	0	0	0	0	0	0
Land/ROW	9	9	0	0	0	0	0	0	0
Non-Capital	0	0	0	0	0	0	0	0	0
Subtotal FY18			\$1,175	\$236					
Total	\$8,012	\$6,601	\$1,411	\$0	\$0	\$0	\$0	\$0	\$0

PROJECT TITLE:
INTERSECTION IMPROVEMENT PROGRAM
CIE REQUIREMENTS: Y
LEVEL OF SERVICE IMPACT: E

PROJECT NUMBER: C69600000
PROGRAM: TRANSPORTATION

PROJECT DESCRIPTION:
Funding for a group of Intersection projects throughout Hillsborough County as shown in the annual prioritized Intersection Program Master Plan.

Neighborhood Community Area:
Countywide



OPERATING COST IMPACT:
Some projects are complete and operating costs are included in current budgets. Annual operating and maintenance costs for incremental projects are estimated to be \$100,000 starting in FY 17.

PROJECT COMPLETION DATE: Ongoing

Sources of Funds (in \$000s):	Total		FY 18		FY 19	FY 20	FY 21	FY 22	FY 23	Future
	Estimated Sources	Prior Revenues	Carryforward	Additional						
Community Invest. Tax II	\$0	\$0	\$0	\$0	\$0	\$0	\$0	\$0	\$0	\$0
Community Invest. Tax III	26,455	22,577	21,172	(17,293)	0	0	0	0	0	0
Enterprise Fees	399	399	0	0	0	0	0	0	0	0
Financing	0	0	0	0	0	0	0	0	0	0
Gas Taxes	0	0	0	0	0	0	0	0	0	0
General Revenues	3,219	2,976	243	0	0	0	0	0	0	0
Grants & County Match	1,554	727	828	0	0	0	0	0	0	0
Impact Fees	16,223	13,939	2,284	0	0	0	0	0	0	0
Other	0	0	0	0	0	0	0	0	0	0
Undetermined	0	0	0	0	0	0	0	0	0	0
Subtotal FY18			\$24,527	(\$17,293)						
Total	\$47,852	\$40,619	\$7,233		\$0	\$0	\$0	\$0	\$0	\$0

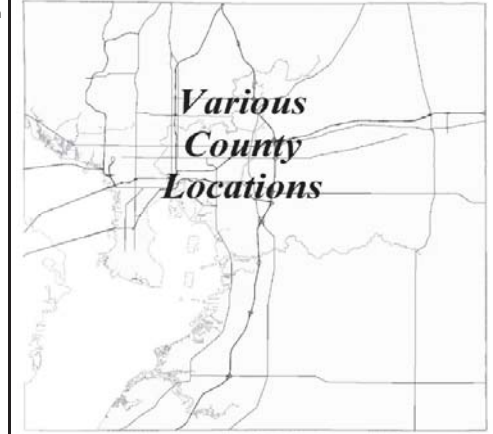
Uses of Funds (in \$000s):	Total		FY 18		FY 19	FY 20	FY 21	FY 22	FY 23	Future
	Estimated Cost	Prior Expenses	Carryforward	Additional						
Administration	\$6,720	\$6,720	\$0	\$0	\$0	\$0	\$0	\$0	\$0	\$0
Construction	19,859	14,245	22,907	(17,293)	0	0	0	0	0	0
Design	5,960	5,960	0	0	0	0	0	0	0	0
Development	6,438	6,438	0	0	0	0	0	0	0	0
Equipment	0	0	0	0	0	0	0	0	0	0
Land/ROW	8,874	7,255	1,619	0	0	0	0	0	0	0
Non-Capital	0	0	0	0	0	0	0	0	0	0
Subtotal FY18			\$24,527	(\$17,293)						
Total	\$47,852	\$40,619	\$7,233		\$0	\$0	\$0	\$0	\$0	\$0

PROJECT TITLE:
INTERSECTION OPERATION AND SAFETY ENHANCEMENT PROGRAM
CIE REQUIREMENTS: Y
LEVEL OF SERVICE IMPACT: E

PROJECT NUMBER: C69645000
PROGRAM: TRANSPORTATION

PROJECT DESCRIPTION:
Countywide operation and safety improvements to the roadway system through intersection and access enhancements in high crash and high congestion locations. Projects include new, additional and lengthened turn lanes, new and enhanced medians, new and enhanced traffic signals and signal alternatives, and various other access and vehicle progression improvements.

Neighborhood Community Area:
Countywide



OPERATING COST IMPACT:
To be determined.

PROJECT COMPLETION DATE: Ongoing

Sources of Funds (in \$000s):	Total		FY 18		FY 19	FY 20	FY 21	FY 22	FY 23	Future
	Estimated Sources	Prior Revenues	Carryforward	Additional						
Community Invest. Tax II	\$0	\$0	\$0	\$0	\$0	\$0	\$0	\$0	\$0	\$0
Community Invest. Tax III	20,253	0	0	20,253	0	0	0	0	0	0
Enterprise Fees	0	0	0	0	0	0	0	0	0	0
Financing	34,944	0	0	4,992	3,412	20,970	5,570	0	0	0
Gas Taxes	0	0	0	0	0	0	0	0	0	0
General Revenues	27,356	0	0	11,178	16,178	0	0	0	0	0
Grants & County Match	0	0	0	0	0	0	0	0	0	0
Impact Fees	0	0	0	0	0	0	0	0	0	0
Other	0	0	0	0	0	0	0	0	0	0
Undetermined	0	0	0	0	0	0	0	0	0	0
Subtotal FY18			\$0	\$36,423						
Total	\$82,553	\$0	\$36,423		\$19,590	\$20,970	\$5,570	\$0	\$0	\$0

Uses of Funds (in \$000s):	Total		FY 18		FY 19	FY 20	FY 21	FY 22	FY 23	Future
	Estimated Cost	Prior Expenses	Carryforward	Additional						
Administration	\$0	\$0	\$0	\$0	\$0	\$0	\$0	\$0	\$0	\$0
Construction	82,553	0	0	36,423	19,590	20,970	5,570	0	0	0
Design	0	0	0	0	0	0	0	0	0	0
Development	0	0	0	0	0	0	0	0	0	0
Equipment	0	0	0	0	0	0	0	0	0	0
Land/ROW	0	0	0	0	0	0	0	0	0	0
Non-Capital	0	0	0	0	0	0	0	0	0	0
Subtotal FY18			\$0	\$36,423						
Total	\$82,553	\$0	\$36,423		\$19,590	\$20,970	\$5,570	\$0	\$0	\$0

PROJECT TITLE:
LITHIA PINECREST ROAD WIDENING - ADELAIDE AVENUE TO LUMSDEN AVENUE
CIE REQUIREMENTS: Y
LEVEL OF SERVICE IMPACT: E

PROJECT NUMBER: C69649000
PROGRAM: TRANSPORTATION

PROJECT DESCRIPTION:
Widening of Lithia Pinecrest Road, a 2-lane road, from Adelaide Avenue to Lumsden Avenue to 4-lanes divided including enhanced pedestrian, bicycle and bus facilities. Lithia Pinecrest Road at Adelaide Avenue and at Panera Bread/Bank of America intersection improvements include converting to signalized intersections with turn lane additions/improvements and pedestrian enhancements.



OPERATING COST IMPACT:
To be determined.

PROJECT COMPLETION DATE: Dec 2026

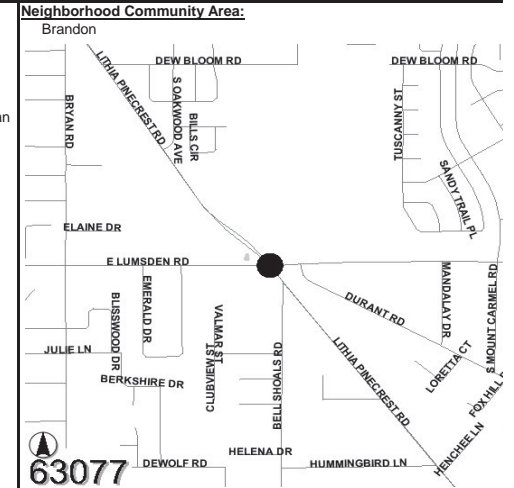
Sources of Funds (in \$000s):	Total		FY 18	FY 19	FY 20	FY 21	FY 22	FY 23	Future
	Estimated Sources	Prior Revenues							
Community Invest. Tax II	\$0	\$0	\$0	\$0	\$0	\$0	\$0	\$0	\$0
Community Invest. Tax III	0	0	0	0	0	0	0	0	0
Enterprise Fees	0	0	0	0	0	0	0	0	0
Financing	100,300	0	0	6,198	42,063	0	0	0	49,990
Gas Taxes	0	0	0	0	0	0	0	0	0
General Revenues	0	0	0	0	0	0	0	0	0
Grants & County Match	0	0	0	0	0	0	0	0	0
Impact Fees	0	0	0	0	0	0	0	0	0
Other	0	0	0	0	0	0	0	0	0
Undetermined	0	0	0	0	0	0	0	0	0
Subtotal FY18			\$0	\$2,050					
Total	\$100,300	\$0	\$2,050	\$0	\$6,198	\$42,063	\$0	\$0	\$49,990

Uses of Funds (in \$000s):	Total		FY 18	FY 19	FY 20	FY 21	FY 22	FY 23	Future
	Estimated Cost	Prior Expenses							
Administration	\$0	\$0	\$0	\$0	\$0	\$0	\$0	\$0	\$0
Construction	100,300	0	0	6,198	42,063	0	0	0	49,990
Design	0	0	0	0	0	0	0	0	0
Development	0	0	0	0	0	0	0	0	0
Equipment	0	0	0	0	0	0	0	0	0
Land/ROW	0	0	0	0	0	0	0	0	0
Non-Capital	0	0	0	0	0	0	0	0	0
Subtotal FY18			\$0	\$2,050					
Total	\$100,300	\$0	\$2,050	\$0	\$6,198	\$42,063	\$0	\$0	\$49,990

PROJECT TITLE:
LITHIA PINECREST/LUMSDEN/BELL SHOALS/DURANT INTERSECTION IMPROVEMENTS
CIE REQUIREMENTS: Y
LEVEL OF SERVICE IMPACT: M

PROJECT NUMBER: C63077000
PROGRAM: TRANSPORTATION

PROJECT DESCRIPTION:
The project consists of multiple improvements to the intersections. Improvements include, but are not limited to the following: additional/extension of existing turn lanes and thru lanes, concrete traffic separators, and bike lanes on Lithia Pinecrest Road and Lumsden Road, modifications to the Durant Road and Lumsden Road connection, and additional/replacement of existing sidewalks, traffic signals, and pedestrian connectivity.



OPERATING COST IMPACT:
Annual operating and maintenance costs are estimated to be \$2,628 per year.

PROJECT COMPLETION DATE: Sep 2020

Sources of Funds (in \$000s):	Total		FY 18	FY 19	FY 20	FY 21	FY 22	FY 23	Future
	Estimated Sources	Prior Revenues							
Community Invest. Tax II	\$0	\$0	\$0	\$0	\$0	\$0	\$0	\$0	\$0
Community Invest. Tax III	7,041	0	7,041	0	0	0	0	0	0
Enterprise Fees	0	0	0	0	0	0	0	0	0
Financing	0	0	0	0	0	0	0	0	0
Gas Taxes	0	0	0	0	0	0	0	0	0
General Revenues	0	0	0	0	0	0	0	0	0
Grants & County Match	34	0	34	0	0	0	0	0	0
Impact Fees	8,348	6,489	1,859	0	0	0	0	0	0
Other	0	0	0	0	0	0	0	0	0
Undetermined	0	0	0	0	0	0	0	0	0
Subtotal FY18			\$8,933	\$0					
Total	\$15,423	\$6,489	\$8,933	\$0	\$0	\$0	\$0	\$0	\$0

Uses of Funds (in \$000s):	Total		FY 18	FY 19	FY 20	FY 21	FY 22	FY 23	Future
	Estimated Cost	Prior Expenses							
Administration	\$33	\$33	\$0	\$0	\$0	\$0	\$0	\$0	\$0
Construction	9,780	846	8,933	0	0	0	0	0	0
Design	1,378	1,378	0	0	0	0	0	0	0
Development	411	411	0	0	0	0	0	0	0
Equipment	0	0	0	0	0	0	0	0	0
Land/ROW	3,821	3,821	0	0	0	0	0	0	0
Non-Capital	0	0	0	0	0	0	0	0	0
Subtotal FY18			\$8,933	\$0					
Total	\$15,423	\$6,489	\$8,933	\$0	\$0	\$0	\$0	\$0	\$0

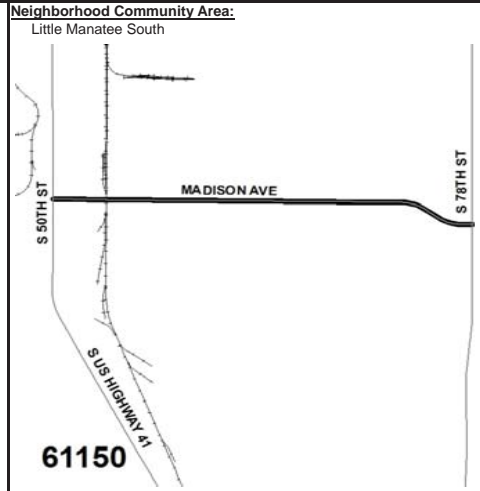
PROJECT TITLE:
MADISON AVENUE IMPROVEMENTS - US 41 TO 78TH STREET
CIE REQUIREMENTS: Y
LEVEL OF SERVICE IMPACT: M

PROJECT NUMBER: C61150000
PROGRAM: TRANSPORTATION

PROJECT DESCRIPTION:
Design and construct improvements for Madison Avenue between US 41 and 78th Street from an undivided 2-lane to a divided 4-lane roadway, including improvements to the CSX RR Crossing and existing box culvert extension to accommodate the ultimate typical section. Improvements along this corridor are proposed to reduce vehicle delay and improve safety. Project is divided into 4 segments as follows: Segment 1 - Madison Ave from 600 feet east of the CSX crossing to 500 feet west of the Canal Creek Crossing. Total length of 5,555 ft. Segment 2 - Madison Ave. from 500 feet west of Canal Creek Crossing to 500 feet east of Canal Creek Crossing. Total length of 2,803 feet. Segment 3 - Madison Ave. from 950 feet west of the CSX Railroad crossing to 600 feet east of the CSX crossing. Total length of 2,294 feet. Segment 4 - Madison Avenue from west of 74th Street to 200 feet west of 78th Street. Total length of 2,000 feet.

OPERATING COST IMPACT:
Annual operating and maintenance costs are estimated to be \$8,000 per year.

PROJECT COMPLETION DATE: TBD



Sources of Funds (in \$000s):	Total		FY 18	FY 19	FY 20	FY 21	FY 22	FY 23	Future
	Estimated Sources	Prior Revenues							
Community Invest. Tax II	\$0	\$0	\$0	\$0	\$0	\$0	\$0	\$0	\$0
Community Invest. Tax III	0	0	0	0	0	0	0	0	0
Enterprise Fees	0	0	0	0	0	0	0	0	0
Financing	0	0	0	0	0	0	0	0	0
Gas Taxes	3,500	0	500	0	0	0	0	0	0
General Revenues	0	0	0	0	0	0	0	0	0
Grants & County Match	1,592	843	749	0	0	0	0	0	0
Impact Fees	0	0	0	0	0	0	0	0	0
Other	0	0	0	0	0	0	0	0	0
Undetermined	0	0	0	0	0	0	0	0	0
Subtotal FY18			\$1,249	\$3,000					
Total	\$5,092	\$843	\$4,249	\$0	\$0	\$0	\$0	\$0	\$0

Uses of Funds (in \$000s):	Total		FY 18	FY 19	FY 20	FY 21	FY 22	FY 23	Future
	Estimated Cost	Prior Expenses							
Administration	\$0	\$0	\$0	\$0	\$0	\$0	\$0	\$0	\$0
Construction	3,651	0	651	0	0	0	0	0	0
Design	1,441	843	598	0	0	0	0	0	0
Development	0	0	0	0	0	0	0	0	0
Equipment	0	0	0	0	0	0	0	0	0
Land/ROW	0	0	0	0	0	0	0	0	0
Non-Capital	0	0	0	0	0	0	0	0	0
Subtotal FY18			\$1,249	\$3,000					
Total	\$5,092	\$843	\$4,249	\$0	\$0	\$0	\$0	\$0	\$0

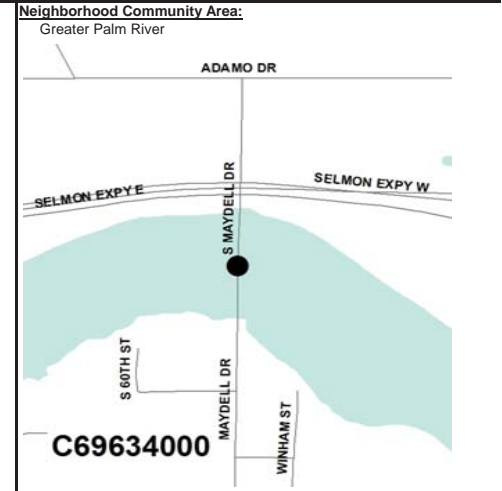
PROJECT TITLE:
MAYDELL BRIDGE REPLACEMENT
CIE REQUIREMENTS: Y
LEVEL OF SERVICE IMPACT: M

PROJECT NUMBER: C69634000
PROGRAM: TRANSPORTATION

PROJECT DESCRIPTION:
This project includes design, permitting, and construction for replacement of the Maydell Drive Bridge No. 105604 over Palm River.

OPERATING COST IMPACT:
No change in annual operating and maintenance costs is anticipated.

PROJECT COMPLETION DATE: Sep 2019



Sources of Funds (in \$000s):	Total		FY 18	FY 19	FY 20	FY 21	FY 22	FY 23	Future
	Estimated Sources	Prior Revenues							
Community Invest. Tax II	\$0	\$0	\$0	\$0	\$0	\$0	\$0	\$0	\$0
Community Invest. Tax III	0	0	0	0	0	0	0	0	0
Enterprise Fees	0	0	0	0	0	0	0	0	0
Financing	0	0	0	0	0	0	0	0	0
Gas Taxes	0	0	0	0	0	0	0	0	0
General Revenues	6,000	25	5,975	0	0	0	0	0	0
Grants & County Match	0	0	0	0	0	0	0	0	0
Impact Fees	0	0	0	0	0	0	0	0	0
Other	0	0	0	0	0	0	0	0	0
Undetermined	0	0	0	0	0	0	0	0	0
Subtotal FY18			\$5,975	\$0					
Total	\$6,000	\$25	\$5,975	\$0	\$0	\$0	\$0	\$0	\$0

Uses of Funds (in \$000s):	Total		FY 18	FY 19	FY 20	FY 21	FY 22	FY 23	Future
	Estimated Cost	Prior Expenses							
Administration	\$0	\$0	\$0	\$0	\$0	\$0	\$0	\$0	\$0
Construction	6,000	25	5,975	0	0	0	0	0	0
Design	0	0	0	0	0	0	0	0	0
Development	0	0	0	0	0	0	0	0	0
Equipment	0	0	0	0	0	0	0	0	0
Land/ROW	0	0	0	0	0	0	0	0	0
Non-Capital	0	0	0	0	0	0	0	0	0
Subtotal FY18			\$5,975	\$0					
Total	\$6,000	\$25	\$5,975	\$0	\$0	\$0	\$0	\$0	\$0

PROJECT TITLE:
NEW & IMPROVED SIGNALIZATION PROGRAM
CIE REQUIREMENTS: Y
LEVEL OF SERVICE IMPACT: E

PROJECT NUMBER: C69601000
PROGRAM: TRANSPORTATION

PROJECT DESCRIPTION:

Funding for new and temporary traffic signals throughout Hillsborough County. Temporary signals will be upgraded to full functionality to improve traffic movement. The funding will also include right of way acquisition for most arms, signals and controller placements along with minor lane improvement for traffic movement.

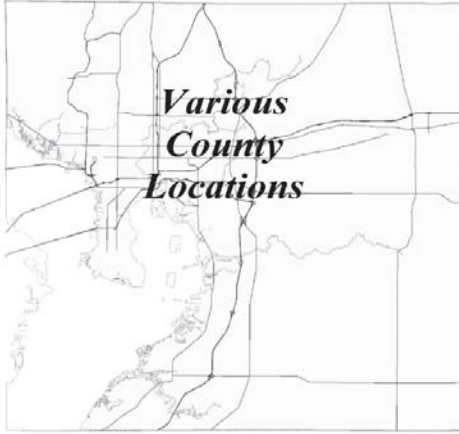
OPERATING COST IMPACT:

Some projects are complete and operating costs are included in current budgets. Annual operating and maintenance costs for incremental projects are estimated to be \$100,000 starting in FY 17.

PROJECT COMPLETION DATE: Ongoing

Neighborhood Community Area:

Countywide



Sources of Funds (in \$000s):	Total		FY 18	FY 19	FY 20	FY 21	FY 22	FY 23	Future
	Estimated Sources	Prior Revenues							
Community Invest. Tax II	\$0	\$0	\$0	\$0	\$0	\$0	\$0	\$0	\$0
Community Invest. Tax III	8,553	6,530	5,363	(3,341)	0	0	0	0	0
Enterprise Fees	0	0	0	0	0	0	0	0	0
Financing	0	0	0	0	0	0	0	0	0
Gas Taxes	787	290	497	0	0	0	0	0	0
General Revenues	307	306	1	0	0	0	0	0	0
Grants & County Match	3,087	2,069	1,018	0	0	0	0	0	0
Impact Fees	3,211	2,444	767	0	0	0	0	0	0
Other	0	0	0	0	0	0	0	0	0
Undetermined	0	0	0	0	0	0	0	0	0
Subtotal FY18			\$7,647	(\$3,341)					
Total	\$15,945	\$11,639	\$4,306	\$0	\$0	\$0	\$0	\$0	\$0

Uses of Funds (in \$000s):	Total		FY 18	FY 19	FY 20	FY 21	FY 22	FY 23	Future
	Estimated Cost	Prior Expenses							
Administration	\$2,197	\$2,197	\$0	\$0	\$0	\$0	\$0	\$0	\$0
Construction	10,187	5,881	7,647	(3,341)	0	0	0	0	0
Design	2,877	2,877	0	0	0	0	0	0	0
Development	409	409	0	0	0	0	0	0	0
Equipment	0	0	0	0	0	0	0	0	0
Land/ROW	274	274	0	0	0	0	0	0	0
Non-Capital	0	0	0	0	0	0	0	0	0
Subtotal FY18			\$7,647	(\$3,341)					
Total	\$15,945	\$11,639	\$4,306	\$0	\$0	\$0	\$0	\$0	\$0

PROJECT TITLE:
NORTH WEST UNIVERSITY AREA TRANSPORTATION IMPROVEMENTS
CIE REQUIREMENTS: Y
LEVEL OF SERVICE IMPACT: E

PROJECT NUMBER: C69654000
PROGRAM: TRANSPORTATION

PROJECT DESCRIPTION:

Widening of Bruce B Downs Boulevard including a southbound overpass at Bearss Avenue E and additional southbound lane from Bearss Avenue E to E Fletcher Avenue.
Widening/extension of N 46th Street, Skipper Road and N 42nd Street, 2-lane undivided roads, from Bruce B Downs Boulevard to Fletcher Avenue including additional travel lanes, and enhanced pedestrian, bicycle and bus facilities.
22nd St at Bearss Ave intersection improvements including but not limited to EB right turn lane/Extend WB left turn lane on Bearss Ave E.
Bruce B Downs at Fletcher Ave intersection improvements including but not limited to WB right turn lane and NB right turn lane.
Bruce B Downs Blvd at 138th Ave intersection improvements including but not limited to WB right turn lane and NB right turn lane.

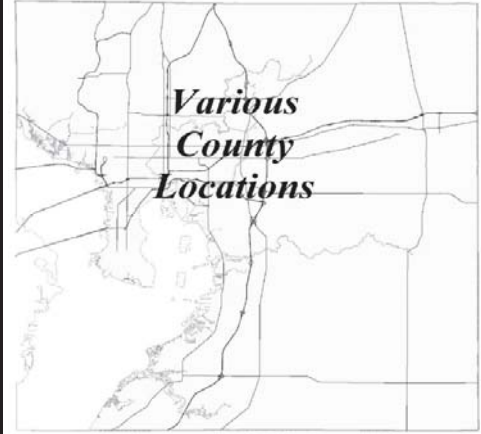
OPERATING COST IMPACT:

To be determined.

PROJECT COMPLETION DATE: Dec 2024

Neighborhood Community Area:

University Area Community



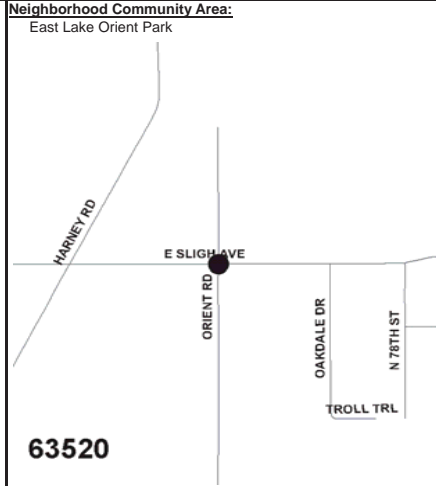
Sources of Funds (in \$000s):	Total		FY 18	FY 19	FY 20	FY 21	FY 22	FY 23	Future
	Estimated Sources	Prior Revenues							
Community Invest. Tax II	\$0	\$0	\$0	\$0	\$0	\$0	\$0	\$0	\$0
Community Invest. Tax III	3,100	0	0	3,100	0	0	0	0	0
Enterprise Fees	0	0	0	0	0	0	0	0	0
Financing	62,000	0	0	1,546	4,684	23,850	13,920	0	18,000
Gas Taxes	0	0	0	0	0	0	0	0	0
General Revenues	566	0	0	566	0	0	0	0	0
Grants & County Match	0	0	0	0	0	0	0	0	0
Impact Fees	0	0	0	0	0	0	0	0	0
Other	0	0	0	0	0	0	0	0	0
Undetermined	0	0	0	0	0	0	0	0	0
Subtotal FY18			\$0	\$5,212					
Total	\$65,666	\$0	\$5,212	\$4,684	\$23,850	\$13,920	\$0	\$18,000	\$0

Uses of Funds (in \$000s):	Total		FY 18	FY 19	FY 20	FY 21	FY 22	FY 23	Future
	Estimated Cost	Prior Expenses							
Administration	\$0	\$0	\$0	\$0	\$0	\$0	\$0	\$0	\$0
Construction	65,666	0	0	5,212	4,684	23,850	13,920	0	18,000
Design	0	0	0	0	0	0	0	0	0
Development	0	0	0	0	0	0	0	0	0
Equipment	0	0	0	0	0	0	0	0	0
Land/ROW	0	0	0	0	0	0	0	0	0
Non-Capital	0	0	0	0	0	0	0	0	0
Subtotal FY18			\$0	\$5,212					
Total	\$65,666	\$0	\$5,212	\$4,684	\$23,850	\$13,920	\$0	\$18,000	\$0

PROJECT TITLE:
ORIENT ROAD/SLIGH AVENUE TRAFFIC SIGNAL
CIE REQUIREMENTS: Y
LEVEL OF SERVICE IMPACT: E

PROJECT NUMBER: C63520000
PROGRAM: TRANSPORTATION

PROJECT DESCRIPTION:
Design, right-of-way acquisition and construction of intersection improvements including, but not limited to; additional turn lanes, signal modifications and improved pedestrian facilities.



OPERATING COST IMPACT:
To be determined.

PROJECT COMPLETION DATE: Oct 2019

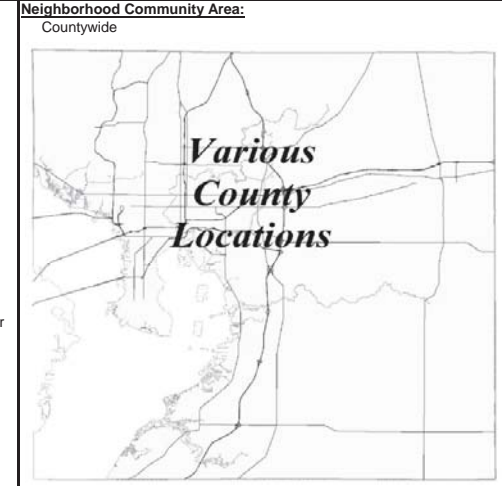
Sources of Funds (in \$000s):	Total		FY 18		FY 19	FY 20	FY 21	FY 22	FY 23	Future
	Estimated Sources	Prior Revenues	Carryforward	Additional						
Community Invest. Tax II	\$0	\$0	\$0	\$0	\$0	\$0	\$0	\$0	\$0	\$0
Community Invest. Tax III	0	0	0	0	0	0	0	0	0	0
Enterprise Fees	0	0	0	0	0	0	0	0	0	0
Financing	0	0	0	0	0	0	0	0	0	0
Gas Taxes	0	0	0	0	0	0	0	0	0	0
General Revenues	0	0	0	0	0	0	0	0	0	0
Grants & County Match	691	208	483	0	0	0	0	0	0	0
Impact Fees	250	0	250	0	0	0	0	0	0	0
Other	200	0	0	200	0	0	0	0	0	0
Undetermined	0	0	0	0	0	0	0	0	0	0
Subtotal FY18			\$733	\$200						
Total	\$1,141	\$208	\$933		\$0	\$0	\$0	\$0	\$0	\$0

Uses of Funds (in \$000s):	Total		FY 18		FY 19	FY 20	FY 21	FY 22	FY 23	Future
	Estimated Cost	Prior Expenses	Carryforward	Additional						
Administration	\$0	\$0	\$0	\$0	\$0	\$0	\$0	\$0	\$0	\$0
Construction	450	0	250	200	0	0	0	0	0	0
Design	691	207	483	0	0	0	0	0	0	0
Development	0	0	0	0	0	0	0	0	0	0
Equipment	0	0	0	0	0	0	0	0	0	0
Land/ROW	0	0	0	0	0	0	0	0	0	0
Non-Capital	0	0	0	0	0	0	0	0	0	0
Subtotal FY18			\$733	\$200						
Total	\$1,141	\$208	\$933		\$0	\$0	\$0	\$0	\$0	\$0

PROJECT TITLE:
PAVED SHOULDERS/BICYCLE LANES COUNTY RURAL ROADS
CIE REQUIREMENTS: Y
LEVEL OF SERVICE IMPACT: E

PROJECT NUMBER: C61035000
PROGRAM: TRANSPORTATION

PROJECT DESCRIPTION:
Construct paved shoulders to accommodate bicycle traffic.



OPERATING COST IMPACT:
Annual operating and maintenance costs are estimated to be \$12,000 per year.

PROJECT COMPLETION DATE: Ongoing

Sources of Funds (in \$000s):	Total		FY 18		FY 19	FY 20	FY 21	FY 22	FY 23	Future
	Estimated Sources	Prior Revenues	Carryforward	Additional						
Community Invest. Tax II	\$0	\$0	\$0	\$0	\$0	\$0	\$0	\$0	\$0	\$0
Community Invest. Tax III	900	891	9	0	0	0	0	0	0	0
Enterprise Fees	0	0	0	0	0	0	0	0	0	0
Financing	0	0	0	0	0	0	0	0	0	0
Gas Taxes	3,750	1,691	559	250	250	250	250	250	250	0
General Revenues	0	0	714	0	0	0	0	0	0	0
Grants & County Match	714	0	714	0	0	0	0	0	0	0
Impact Fees	5,137	5,029	108	0	0	0	0	0	0	0
Other	0	0	0	0	0	0	0	0	0	0
Undetermined	0	0	0	0	0	0	0	0	0	0
Subtotal FY18			\$1,390	\$250						
Total	\$10,501	\$7,611	\$1,640		\$250	\$250	\$250	\$250	\$250	\$0

Uses of Funds (in \$000s):	Total		FY 18		FY 19	FY 20	FY 21	FY 22	FY 23	Future
	Estimated Cost	Prior Expenses	Carryforward	Additional						
Administration	\$0	\$0	\$0	\$0	\$0	\$0	\$0	\$0	\$0	\$0
Construction	9,709	7,533	676	250	250	250	250	250	250	0
Design	714	0	714	0	0	0	0	0	0	0
Development	0	0	0	0	0	0	0	0	0	0
Equipment	0	0	0	0	0	0	0	0	0	0
Land/ROW	78	78	0	0	0	0	0	0	0	0
Non-Capital	0	0	0	0	0	0	0	0	0	0
Subtotal FY18			\$1,390	\$250						
Total	\$10,501	\$7,611	\$1,640		\$250	\$250	\$250	\$250	\$250	\$0

PROJECT TITLE: PEDESTRIAN SAFETY AND MOBILITY ENHANCEMENT PROGRAM
 CIE REQUIREMENTS: Y
 LEVEL OF SERVICE IMPACT: E

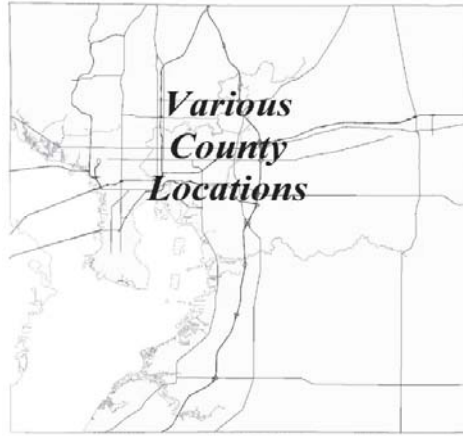
PROJECT NUMBER: C69638000
 PROGRAM: TRANSPORTATION

PROJECT DESCRIPTION:

Countywide pedestrian facility enhancements to improve safety and mobility for pedestrians and bicyclists in high safety and mobility need locations. Projects include sidewalks near schools, school safety circulation enhancements, new sidewalks on county roads, new and enhanced pedestrian crossings, signs and pavement markings.

Neighborhood Community Area:

Countywide



OPERATING COST IMPACT:
To be determined.

PROJECT COMPLETION DATE: Ongoing

Sources of Funds (in \$000s):	Total		FY 18	FY 19	FY 20	FY 21	FY 22	FY 23	Future
	Estimated Sources	Prior Revenues							
Community Invest. Tax II	\$0	\$0	\$0	\$0	\$0	\$0	\$0	\$0	\$0
Community Invest. Tax III	0	0	0	0	0	0	0	0	0
Enterprise Fees	0	0	0	0	0	0	0	0	0
Financing	31,700	0	0	13,455	1,575	11,925	0	0	0
Gas Taxes	0	0	0	0	0	0	0	0	0
General Revenues	0	0	0	0	0	0	0	0	0
Grants & County Match	0	0	0	0	0	0	0	0	0
Impact Fees	0	0	0	0	0	0	0	0	0
Other	0	0	0	0	0	0	0	0	0
Undetermined	0	0	0	0	0	0	0	0	0
Subtotal FY18			\$0	\$4,745					
Total	\$31,700	\$0	\$4,745	\$13,455	\$1,575	\$11,925	\$0	\$0	\$0

Uses of Funds (in \$000s):	Total		FY 18	FY 19	FY 20	FY 21	FY 22	FY 23	Future
	Estimated Cost	Prior Expenses							
Administration	\$0	\$0	\$0	\$0	\$0	\$0	\$0	\$0	\$0
Construction	31,700	0	0	13,455	1,575	11,925	0	0	0
Design	0	0	0	0	0	0	0	0	0
Development	0	0	0	0	0	0	0	0	0
Equipment	0	0	0	0	0	0	0	0	0
Land/ROW	0	0	0	0	0	0	0	0	0
Non-Capital	0	0	0	0	0	0	0	0	0
Subtotal FY18			\$0	\$4,745					
Total	\$31,700	\$0	\$4,745	\$13,455	\$1,575	\$11,925	\$0	\$0	\$0

PROJECT TITLE: PROGRESS BOULEVARD AND SOUTH 78TH STREET IMPROVEMENTS
 CIE REQUIREMENTS: Y
 LEVEL OF SERVICE IMPACT: E

PROJECT NUMBER: C69644000
 PROGRAM: TRANSPORTATION

PROJECT DESCRIPTION:

Widening of Progress Boulevard, a 2-lane road, from Magnolia Park Boulevard to Valleydale Drive to 4-lanes including enhanced pedestrian, bicycle and bus facilities. Enhancement of South 78th Street, a 2-lane undivided road, from Progress Boulevard to Causeway Boulevard including turn lane improvements, and enhanced pedestrian, bicycle and bus facilities. South 78th Street and Progress Boulevard intersection improvements including converting to a signalized intersection with turn lane addition/improvements and pedestrian enhancements.

Neighborhood Community Area:

Greater Palm River



OPERATING COST IMPACT:
To be determined.

PROJECT COMPLETION DATE: Dec 2022

Sources of Funds (in \$000s):	Total		FY 18	FY 19	FY 20	FY 21	FY 22	FY 23	Future
	Estimated Sources	Prior Revenues							
Community Invest. Tax II	\$0	\$0	\$0	\$0	\$0	\$0	\$0	\$0	\$0
Community Invest. Tax III	0	0	0	0	0	0	0	0	0
Enterprise Fees	0	0	0	0	0	0	0	0	0
Financing	24,000	0	0	3,020	0	19,680	0	0	0
Gas Taxes	0	0	0	0	0	0	0	0	0
General Revenues	0	0	0	0	0	0	0	0	0
Grants & County Match	0	0	0	0	0	0	0	0	0
Impact Fees	0	0	0	0	0	0	0	0	0
Other	0	0	0	0	0	0	0	0	0
Undetermined	0	0	0	0	0	0	0	0	0
Subtotal FY18			\$0	\$1,300					
Total	\$24,000	\$0	\$1,300	\$3,020	\$0	\$19,680	\$0	\$0	\$0

Uses of Funds (in \$000s):	Total		FY 18	FY 19	FY 20	FY 21	FY 22	FY 23	Future
	Estimated Cost	Prior Expenses							
Administration	\$0	\$0	\$0	\$0	\$0	\$0	\$0	\$0	\$0
Construction	24,000	0	0	3,020	0	19,680	0	0	0
Design	0	0	0	0	0	0	0	0	0
Development	0	0	0	0	0	0	0	0	0
Equipment	0	0	0	0	0	0	0	0	0
Land/ROW	0	0	0	0	0	0	0	0	0
Non-Capital	0	0	0	0	0	0	0	0	0
Subtotal FY18			\$0	\$1,300					
Total	\$24,000	\$0	\$1,300	\$3,020	\$0	\$19,680	\$0	\$0	\$0

PROJECT TITLE:
 PROPORTIONATE SHARE TRANSPORTATION PROJECT
 CIE REQUIREMENTS: Y
 LEVEL OF SERVICE IMPACT: E

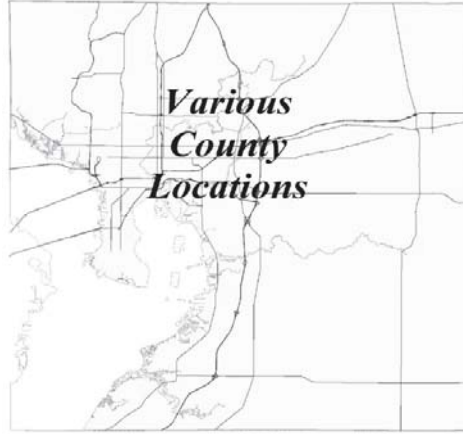
PROJECT NUMBER: C69999000
 PROGRAM: TRANSPORTATION

PROJECT DESCRIPTION:
 This project has been established as a mechanism to collect, record, track and manage Proportionate Share Transportation revenues paid by developers. It provides managers the ability to closely manage available resources to facilitate better strategic planning and the best use of these funds.

OPERATING COST IMPACT:
 No change in annual operating and maintenance costs is anticipated.

PROJECT COMPLETION DATE: Ongoing

Neighborhood Community Area:
 Countywide



Sources of Funds (in \$000s):	Total		FY 18	FY 19	FY 20	FY 21	FY 22	FY 23	Future
	Estimated Sources	Prior Revenues							
Community Invest. Tax II	\$0	\$0	\$0	\$0	\$0	\$0	\$0	\$0	\$0
Community Invest. Tax III	0	0	0	0	0	0	0	0	0
Enterprise Fees	0	0	0	0	0	0	0	0	0
Financing	0	0	0	0	0	0	0	0	0
Gas Taxes	0	0	0	0	0	0	0	0	0
General Revenues	0	0	0	0	0	0	0	0	0
Grants & County Match	0	0	0	0	0	0	0	0	0
Impact Fees	0	0	0	0	0	0	0	0	0
Other	5,245	0	5,645	0	0	0	0	0	0
Undetermined	0	0	0	0	0	0	0	0	0
Subtotal FY18			\$5,645						
Total	\$5,245	\$0	\$5,245	\$0	\$0	\$0	\$0	\$0	\$0

Uses of Funds (in \$000s):	Total		FY 18	FY 19	FY 20	FY 21	FY 22	FY 23	Future
	Estimated Cost	Prior Expenses							
Administration	\$0	\$0	\$0	\$0	\$0	\$0	\$0	\$0	\$0
Construction	5,245	0	5,645	0	0	0	0	0	0
Design	0	0	0	0	0	0	0	0	0
Development	0	0	0	0	0	0	0	0	0
Equipment	0	0	0	0	0	0	0	0	0
Land/ROW	0	0	0	0	0	0	0	0	0
Non-Capital	0	0	0	0	0	0	0	0	0
Subtotal FY18			\$5,645						
Total	\$5,245	\$0	\$5,245	\$0	\$0	\$0	\$0	\$0	\$0

PROJECT TITLE:
 ROADWAY PAVEMENT PRESERVATION PROGRAM
 CIE REQUIREMENTS: Y
 LEVEL OF SERVICE IMPACT: M

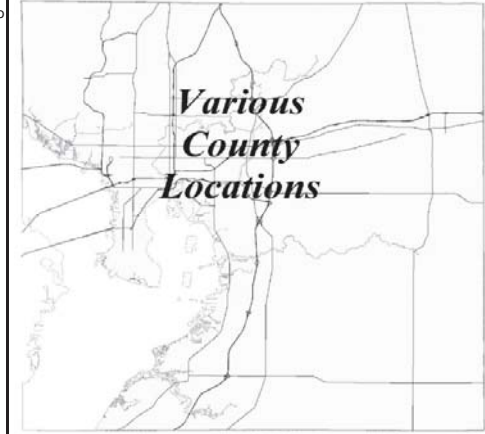
PROJECT NUMBER: C69631000
 PROGRAM: TRANSPORTATION

PROJECT DESCRIPTION:
 Annual pavement condition inspection, routine repairs, preventive maintenance treatments and road repaving projects necessary to maintain the County's roads in a safe and serviceable condition for the lowest cost to the community.

OPERATING COST IMPACT:
 No change in annual operating and maintenance costs is anticipated.

PROJECT COMPLETION DATE: Ongoing

Neighborhood Community Area:
 Countywide



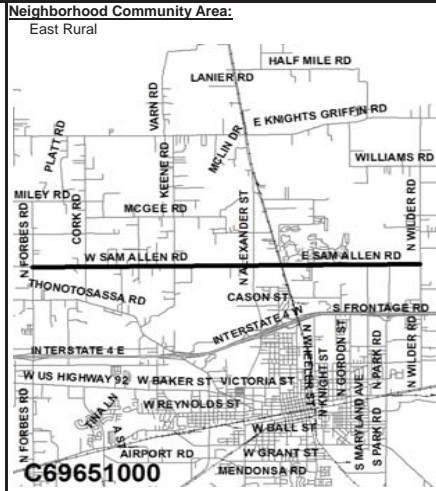
Sources of Funds (in \$000s):	Total		FY 18	FY 19	FY 20	FY 21	FY 22	FY 23	Future
	Estimated Sources	Prior Revenues							
Community Invest. Tax II	\$0	\$0	\$0	\$0	\$0	\$0	\$0	\$0	\$0
Community Invest. Tax III	0	0	0	0	0	0	0	0	0
Enterprise Fees	0	0	0	0	0	0	0	0	0
Financing	98,300	0	5,400	5,400	12,500	12,500	12,500	12,500	37,500
Gas Taxes	130,489	18,862	12,427	12,400	12,400	12,400	12,400	12,400	37,200
General Revenues	27,002	12,802	7,100	7,100	0	0	0	0	0
Grants & County Match	0	0	0	0	0	0	0	0	0
Impact Fees	0	0	0	0	0	0	0	0	0
Other	0	0	0	0	0	0	0	0	0
Undetermined	0	0	0	0	0	0	0	0	0
Subtotal FY18			\$24,927						
Total	\$255,792	\$31,665	\$24,927	\$24,900	\$24,900	\$24,900	\$24,900	\$24,900	\$74,700

Uses of Funds (in \$000s):	Total		FY 18	FY 19	FY 20	FY 21	FY 22	FY 23	Future
	Estimated Cost	Prior Expenses							
Administration	\$0	\$0	\$0	\$0	\$0	\$0	\$0	\$0	\$0
Construction	255,752	31,625	24,927	24,900	24,900	24,900	24,900	24,900	74,700
Design	0	0	0	0	0	0	0	0	0
Development	39	39	0	0	0	0	0	0	0
Equipment	0	0	0	0	0	0	0	0	0
Land/ROW	0	0	0	0	0	0	0	0	0
Non-Capital	0	0	0	0	0	0	0	0	0
Subtotal FY18			\$24,927						
Total	\$255,792	\$31,665	\$24,927	\$24,900	\$24,900	\$24,900	\$24,900	\$24,900	\$74,700

PROJECT TITLE:
SAM ALLEN ROAD WIDENING
CIE REQUIREMENTS: Y
LEVEL OF SERVICE IMPACT: E

PROJECT NUMBER: C69651000
PROGRAM: TRANSPORTATION

PROJECT DESCRIPTION:
Funding contribution for widening of Sam Allen Road in Plant City.



OPERATING COST IMPACT:
To be determined.

PROJECT COMPLETION DATE: Plant City Project

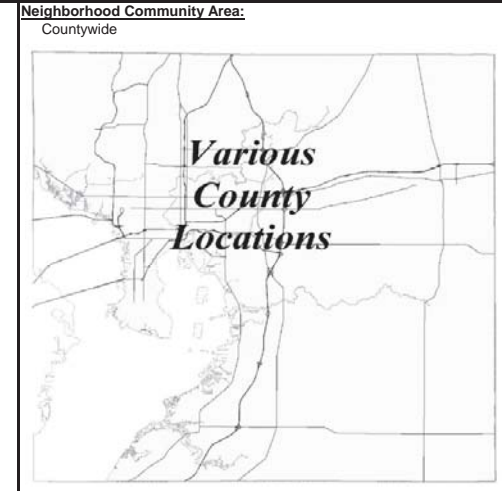
Sources of Funds (in \$000s):	Total		FY 18	FY 19	FY 20	FY 21	FY 22	FY 23	Future
	Estimated Sources	Prior Revenues							
Community Invest. Tax II	\$0	\$0	\$0	\$0	\$0	\$0	\$0	\$0	\$0
Community Invest. Tax III	0	0	0	0	0	0	0	0	0
Enterprise Fees	0	0	0	0	0	0	0	0	0
Financing	500	0	0	0	0	0	0	0	0
Gas Taxes	0	0	0	0	0	0	0	0	0
General Revenues	0	0	0	0	0	0	0	0	0
Grants & County Match	0	0	0	0	0	0	0	0	0
Impact Fees	0	0	0	0	0	0	0	0	0
Other	0	0	0	0	0	0	0	0	0
Undetermined	0	0	0	0	0	0	0	0	0
Subtotal FY18			\$0	\$500					
Total	\$500	\$0	\$500	\$0	\$0	\$0	\$0	\$0	\$0

Uses of Funds (in \$000s):	Total		FY 18	FY 19	FY 20	FY 21	FY 22	FY 23	Future
	Estimated Cost	Prior Expenses							
Administration	\$0	\$0	\$0	\$0	\$0	\$0	\$0	\$0	\$0
Construction	500	0	0	0	0	0	0	0	0
Design	0	0	0	0	0	0	0	0	0
Development	0	0	0	0	0	0	0	0	0
Equipment	0	0	0	0	0	0	0	0	0
Land/ROW	0	0	0	0	0	0	0	0	0
Non-Capital	0	0	0	0	0	0	0	0	0
Subtotal FY18			\$0	\$500					
Total	\$500	\$0	\$500	\$0	\$0	\$0	\$0	\$0	\$0

PROJECT TITLE:
SIDEWALK REPAIR AND IMPROVEMENT PROGRAM
CIE REQUIREMENTS: Y
LEVEL OF SERVICE IMPACT: E

PROJECT NUMBER: C69630000
PROGRAM: TRANSPORTATION

PROJECT DESCRIPTION:
Repair to existing sidewalk, upgrades to meet ADA compliant standards and completion of gaps within close proximity to repair and upgrade locations.



OPERATING COST IMPACT:
No change in annual operating and maintenance costs is anticipated.

PROJECT COMPLETION DATE: Ongoing

Sources of Funds (in \$000s):	Total		FY 18	FY 19	FY 20	FY 21	FY 22	FY 23	Future
	Estimated Sources	Prior Revenues							
Community Invest. Tax II	\$0	\$0	\$0	\$0	\$0	\$0	\$0	\$0	\$0
Community Invest. Tax III	0	0	0	0	0	0	0	0	0
Enterprise Fees	0	0	0	0	0	0	0	0	0
Financing	17,500	0	0	0	2,500	2,500	2,500	2,500	7,500
Gas Taxes	6,050	1,042	58	550	550	550	550	550	1,650
General Revenues	5,895	830	65	2,500	0	0	0	0	0
Grants & County Match	0	0	0	0	0	0	0	0	0
Impact Fees	0	0	0	0	0	0	0	0	0
Other	0	0	0	0	0	0	0	0	0
Undetermined	0	0	0	0	0	0	0	0	0
Subtotal FY18			\$123	\$3,050					
Total	\$29,445	\$1,872	\$3,173	\$3,050	\$3,050	\$3,050	\$3,050	\$3,050	\$9,150

Uses of Funds (in \$000s):	Total		FY 18	FY 19	FY 20	FY 21	FY 22	FY 23	Future
	Estimated Cost	Prior Expenses							
Administration	\$0	\$0	\$0	\$0	\$0	\$0	\$0	\$0	\$0
Construction	29,445	1,872	123	3,050	3,050	3,050	3,050	3,050	9,150
Design	0	0	0	0	0	0	0	0	0
Development	0	0	0	0	0	0	0	0	0
Equipment	0	0	0	0	0	0	0	0	0
Land/ROW	0	0	0	0	0	0	0	0	0
Non-Capital	0	0	0	0	0	0	0	0	0
Subtotal FY18			\$123	\$3,050					
Total	\$29,445	\$1,872	\$3,173	\$3,050	\$3,050	\$3,050	\$3,050	\$3,050	\$9,150

PROJECT TITLE:
SIDEWALK RETROFIT CONSTRUCTION FUNDING
CIE REQUIREMENTS: Y
LEVEL OF SERVICE IMPACT: E

PROJECT NUMBER: C69508000
PROGRAM: TRANSPORTATION

PROJECT DESCRIPTION:

The sidewalk program is designed to provide improved pedestrian facilities with new construction as well as provide connectivity to the existing pedestrian facilities through retrofit projects within unincorporated Hillsborough County

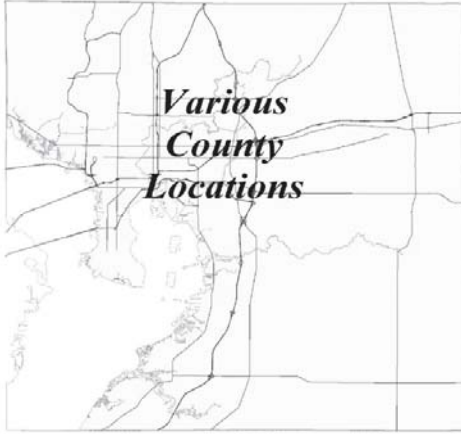
OPERATING COST IMPACT:

Annual operating and maintenance costs are estimated to be \$18,000 per year.

PROJECT COMPLETION DATE: Ongoing

Neighborhood Community Area:

Countywide



Sources of Funds (in \$000s):	Total		FY 18	FY 19	FY 20	FY 21	FY 22	FY 23	Future
	Estimated Sources	Prior Revenues							
Community Invest. Tax II	\$0	\$0	\$0	\$0	\$0	\$0	\$0	\$0	\$0
Community Invest. Tax III	4,225	4,023	202	0	0	0	0	0	0
Enterprise Fees	0	0	0	0	0	0	0	0	0
Financing	0	0	0	0	0	0	0	0	0
Gas Taxes	0	0	0	0	0	0	0	0	0
General Revenues	2,453	2,435	18	0	0	0	0	0	0
Grants & County Match	516	435	81	0	0	0	0	0	0
Impact Fees	0	0	0	0	0	0	0	0	0
Other	0	0	0	0	0	0	0	0	0
Undetermined	0	0	0	0	0	0	0	0	0
Subtotal FY18			\$301	\$0	\$0	\$0	\$0	\$0	\$0
Total	\$7,194	\$6,893	\$301	\$0	\$0	\$0	\$0	\$0	\$0

Uses of Funds (in \$000s):	Total		FY 18	FY 19	FY 20	FY 21	FY 22	FY 23	Future
	Estimated Cost	Prior Expenses							
Administration	\$0	\$0	\$0	\$0	\$0	\$0	\$0	\$0	\$0
Construction	6,907	6,687	220	0	0	0	0	0	0
Design	184	103	81	0	0	0	0	0	0
Development	0	0	0	0	0	0	0	0	0
Equipment	1	1	0	0	0	0	0	0	0
Land/ROW	102	102	0	0	0	0	0	0	0
Non-Capital	0	0	0	0	0	0	0	0	0
Subtotal FY18			\$301	\$0	\$0	\$0	\$0	\$0	\$0
Total	\$7,194	\$6,893	\$301	\$0	\$0	\$0	\$0	\$0	\$0

PROJECT TITLE:
SKIPPER ROAD / 46TH STREET FROM BRUCE B. DOWNS TO FLETCHER ROAD IMPROVEMENTS
CIE REQUIREMENTS: Y
LEVEL OF SERVICE IMPACT: E,F

PROJECT NUMBER: C61038000
PROGRAM: TRANSPORTATION

PROJECT DESCRIPTION:

Project includes PD&E, design and construction. The PD&E study will propose upgrades required such as; turn lane addition and/or extension, roadway widening and addition of bicycle and pedestrian facilities.

OPERATING COST IMPACT:

No change in annual operating and maintenance costs is anticipated.

PROJECT COMPLETION DATE: TBD

Neighborhood Community Area:

University Area Community



Sources of Funds (in \$000s):	Total		FY 18	FY 19	FY 20	FY 21	FY 22	FY 23	Future
	Estimated Sources	Prior Revenues							
Community Invest. Tax II	\$0	\$0	\$0	\$0	\$0	\$0	\$0	\$0	\$0
Community Invest. Tax III	0	0	0	0	0	0	0	0	0
Enterprise Fees	0	0	0	0	0	0	0	0	0
Financing	0	0	0	0	0	0	0	0	0
Gas Taxes	0	0	0	0	0	0	0	0	0
General Revenues	2,000	210	1,790	0	0	0	0	0	0
Grants & County Match	0	0	0	0	0	0	0	0	0
Impact Fees	0	0	0	0	0	0	0	0	0
Other	0	0	0	0	0	0	0	0	0
Undetermined	0	0	0	0	0	0	0	0	0
Subtotal FY18			\$1,790	\$0	\$0	\$0	\$0	\$0	\$0
Total	\$2,000	\$210	\$1,790	\$0	\$0	\$0	\$0	\$0	\$0

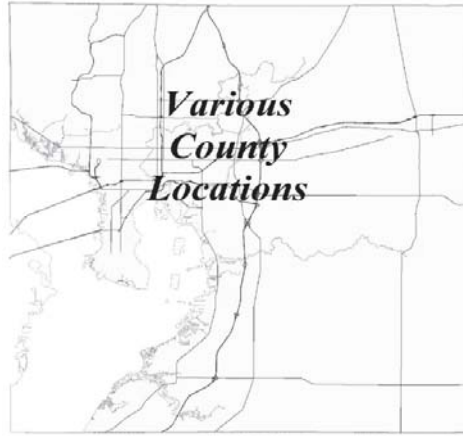
Uses of Funds (in \$000s):	Total		FY 18	FY 19	FY 20	FY 21	FY 22	FY 23	Future
	Estimated Cost	Prior Expenses							
Administration	\$0	\$0	\$0	\$0	\$0	\$0	\$0	\$0	\$0
Construction	1,790	0	1,790	0	0	0	0	0	0
Design	0	0	0	0	0	0	0	0	0
Development	210	210	0	0	0	0	0	0	0
Equipment	0	0	0	0	0	0	0	0	0
Land/ROW	0	0	0	0	0	0	0	0	0
Non-Capital	0	0	0	0	0	0	0	0	0
Subtotal FY18			\$1,790	\$0	\$0	\$0	\$0	\$0	\$0
Total	\$2,000	\$210	\$1,790	\$0	\$0	\$0	\$0	\$0	\$0

PROJECT TITLE:
SUN CITY CENTER PEDESTRIAN MOBILITY MASTERPLAN
 CIE REQUIREMENTS: Y
 LEVEL OF SERVICE IMPACT: E

PROJECT NUMBER: C69639000
 PROGRAM: TRANSPORTATION

PROJECT DESCRIPTION:
 New and enhanced golf cart paths and pedestrian facilities within Sun City Center.

Neighborhood Community Area:
 Sun City Center



OPERATING COST IMPACT:
 To be determined.

PROJECT COMPLETION DATE: Dec 2020

Sources of Funds (in \$000s):	Total		FY 18	FY 19	FY 20	FY 21	FY 22	FY 23	Future
	Estimated Sources	Prior Revenues							
Community Invest. Tax II	\$0	\$0	\$0	\$0	\$0	\$0	\$0	\$0	\$0
Community Invest. Tax III	0	0	0	0	0	0	0	0	0
Enterprise Fees	0	0	0	0	0	0	0	0	0
Financing	5,000	0	950	750	3,300	0	0	0	0
Gas Taxes	0	0	0	0	0	0	0	0	0
General Revenues	0	0	0	0	0	0	0	0	0
Grants & County Match	0	0	0	0	0	0	0	0	0
Impact Fees	0	0	0	0	0	0	0	0	0
Other	0	0	0	0	0	0	0	0	0
Undetermined	0	0	0	0	0	0	0	0	0
Subtotal FY18			\$0	\$950					
Total	\$5,000	\$0	\$950	\$750	\$3,300	\$0	\$0	\$0	\$0

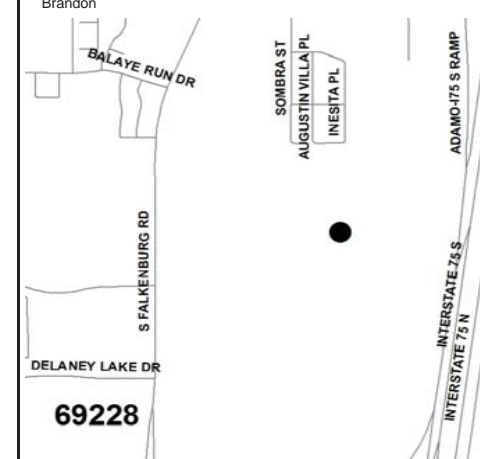
Uses of Funds (in \$000s):	Total		FY 18	FY 19	FY 20	FY 21	FY 22	FY 23	Future
	Estimated Cost	Prior Expenses							
Administration	\$0	\$0	\$0	\$0	\$0	\$0	\$0	\$0	\$0
Construction	5,000	0	950	750	3,300	0	0	0	0
Design	0	0	0	0	0	0	0	0	0
Development	0	0	0	0	0	0	0	0	0
Equipment	0	0	0	0	0	0	0	0	0
Land/ROW	0	0	0	0	0	0	0	0	0
Non-Capital	0	0	0	0	0	0	0	0	0
Subtotal FY18			\$0	\$950					
Total	\$5,000	\$0	\$950	\$750	\$3,300	\$0	\$0	\$0	\$0

PROJECT TITLE:
THE ESTUARY
 CIE REQUIREMENTS: Y
 LEVEL OF SERVICE IMPACT: F

PROJECT NUMBER: C69228000
 PROGRAM: TRANSPORTATION

PROJECT DESCRIPTION:
 The I-75/Palm River Road LLC (the "Developer") intends to develop, construct and/or operate a mixed use development to be called "The Estuary" on sites currently owned and to be acquired by the developer. This project will be located on the west side of I-75, east of Falkenburg Road, south of State Road 60 and north of the Crosstown Expressway in the Brandon area of Hillsborough County.

Neighborhood Community Area:
 Brandon



OPERATING COST IMPACT:
 No change in annual operating and maintenance costs is anticipated.

PROJECT COMPLETION DATE: Developer Project

Sources of Funds (in \$000s):	Total		FY 18	FY 19	FY 20	FY 21	FY 22	FY 23	Future
	Estimated Sources	Prior Revenues							
Community Invest. Tax II	\$0	\$0	\$0	\$0	\$0	\$0	\$0	\$0	\$0
Community Invest. Tax III	0	0	0	0	0	0	0	0	0
Enterprise Fees	0	0	0	0	0	0	0	0	0
Financing	0	0	0	0	0	0	0	0	0
Gas Taxes	0	0	0	0	0	0	0	0	0
General Revenues	6,250	5,056	1,194	0	0	0	0	0	0
Grants & County Match	0	0	0	0	0	0	0	0	0
Impact Fees	0	0	0	0	0	0	0	0	0
Other	0	0	0	0	0	0	0	0	0
Undetermined	0	0	0	0	0	0	0	0	0
Subtotal FY18			\$1,194	\$0					
Total	\$6,250	\$5,056	\$1,194	\$0	\$0	\$0	\$0	\$0	\$0

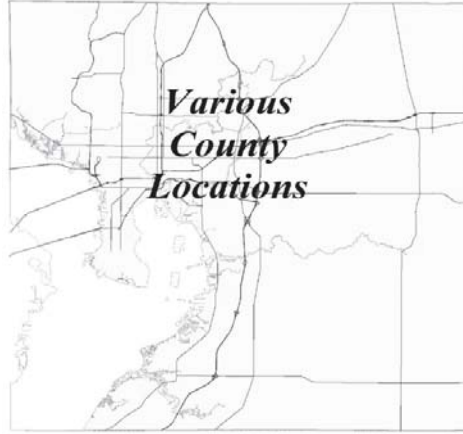
Uses of Funds (in \$000s):	Total		FY 18	FY 19	FY 20	FY 21	FY 22	FY 23	Future
	Estimated Cost	Prior Expenses							
Administration	\$0	\$0	\$0	\$0	\$0	\$0	\$0	\$0	\$0
Construction	0	0	0	0	0	0	0	0	0
Design	0	0	0	0	0	0	0	0	0
Development	0	0	0	0	0	0	0	0	0
Equipment	0	0	0	0	0	0	0	0	0
Land/ROW	0	0	0	0	0	0	0	0	0
Non-Capital	6,250	5,056	1,194	0	0	0	0	0	0
Subtotal FY18			\$1,194	\$0					
Total	\$6,250	\$5,056	\$1,194	\$0	\$0	\$0	\$0	\$0	\$0

PROJECT TITLE:
TRAFFIC SIGNAL LED REPLACEMENT
CIE REQUIREMENTS: Y
LEVEL OF SERVICE IMPACT: M

PROJECT NUMBER: C69632000
PROGRAM: TRANSPORTATION

PROJECT DESCRIPTION:
Replace traffic signal lights with LED lighting.

Neighborhood Community Area:
Countywide



OPERATING COST IMPACT:
No change in annual operating and maintenance costs is anticipated.

PROJECT COMPLETION DATE: Ongoing

Sources of Funds (in \$000s):	Total		FY 18		FY 19	FY 20	FY 21	FY 22	FY 23	Future
	Estimated Sources	Prior Revenues	Carryforward	Additional						
Community Invest. Tax II	\$0	\$0	\$0	\$0	\$0	\$0	\$0	\$0	\$0	\$0
Community Invest. Tax III	0	0	0	0	0	0	0	0	0	0
Enterprise Fees	0	0	0	0	0	0	0	0	0	0
Financing	0	0	0	0	0	0	0	0	0	0
Gas Taxes	0	0	0	0	0	0	0	0	0	0
General Revenues	813	0	813	0	0	0	0	0	0	0
Grants & County Match	0	0	0	0	0	0	0	0	0	0
Impact Fees	0	0	0	0	0	0	0	0	0	0
Other	0	0	0	0	0	0	0	0	0	0
Undetermined	0	0	0	0	0	0	0	0	0	0
Subtotal FY18			\$813	\$0						
Total	\$813	\$0	\$813	\$0	\$0	\$0	\$0	\$0	\$0	\$0

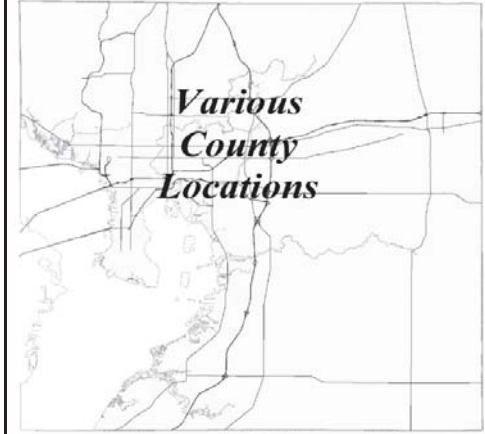
Uses of Funds (in \$000s):	Total		FY 18		FY 19	FY 20	FY 21	FY 22	FY 23	Future
	Estimated Cost	Prior Expenses	Carryforward	Additional						
Administration	\$0	\$0	\$0	\$0	\$0	\$0	\$0	\$0	\$0	\$0
Construction	813	0	813	0	0	0	0	0	0	0
Design	0	0	0	0	0	0	0	0	0	0
Development	0	0	0	0	0	0	0	0	0	0
Equipment	0	0	0	0	0	0	0	0	0	0
Land/ROW	0	0	0	0	0	0	0	0	0	0
Non-Capital	0	0	0	0	0	0	0	0	0	0
Subtotal FY18			\$813	\$0						
Total	\$813	\$0	\$813	\$0	\$0	\$0	\$0	\$0	\$0	\$0

PROJECT TITLE:
TRANSPORTATION UTILITY ALLOCATION
CIE REQUIREMENTS: Y
LEVEL OF SERVICE IMPACT: M

PROJECT NUMBER: C69635000
PROGRAM: TRANSPORTATION

PROJECT DESCRIPTION:
This master program captures the costs to relocate utilities related to transportation projects.

Neighborhood Community Area:
Countywide



OPERATING COST IMPACT:
No change in annual operating and maintenance costs is anticipated.

PROJECT COMPLETION DATE: Ongoing

Sources of Funds (in \$000s):	Total		FY 18		FY 19	FY 20	FY 21	FY 22	FY 23	Future
	Estimated Sources	Prior Revenues	Carryforward	Additional						
Community Invest. Tax II	\$0	\$0	\$0	\$0	\$0	\$0	\$0	\$0	\$0	\$0
Community Invest. Tax III	0	0	0	0	0	0	0	0	0	0
Enterprise Fees	5,836	0	5,836	0	0	0	0	0	0	0
Financing	0	0	0	0	0	0	0	0	0	0
Gas Taxes	0	0	0	0	0	0	0	0	0	0
General Revenues	0	0	0	0	0	0	0	0	0	0
Grants & County Match	0	0	0	0	0	0	0	0	0	0
Impact Fees	0	0	0	0	0	0	0	0	0	0
Other	0	0	0	0	0	0	0	0	0	0
Undetermined	0	0	0	0	0	0	0	0	0	0
Subtotal FY18			\$5,836	\$0						
Total	\$5,836	\$0	\$5,836	\$0	\$0	\$0	\$0	\$0	\$0	\$0

Uses of Funds (in \$000s):	Total		FY 18		FY 19	FY 20	FY 21	FY 22	FY 23	Future
	Estimated Cost	Prior Expenses	Carryforward	Additional						
Administration	\$0	\$0	\$0	\$0	\$0	\$0	\$0	\$0	\$0	\$0
Construction	5,836	0	5,836	0	0	0	0	0	0	0
Design	0	0	0	0	0	0	0	0	0	0
Development	0	0	0	0	0	0	0	0	0	0
Equipment	0	0	0	0	0	0	0	0	0	0
Land/ROW	0	0	0	0	0	0	0	0	0	0
Non-Capital	0	0	0	0	0	0	0	0	0	0
Subtotal FY18			\$5,836	\$0						
Total	\$5,836	\$0	\$5,836	\$0	\$0	\$0	\$0	\$0	\$0	\$0

PROJECT TITLE: TURKEY CREEK ROAD IMPROVEMENTS FROM MLK BLVD TO SYDNEY ROAD
 CIE REQUIREMENTS: Y
 LEVEL OF SERVICE IMPACT: M

PROJECT NUMBER: C69625000
 PROGRAM: TRANSPORTATION

PROJECT DESCRIPTION:
 This project will establish funding for reimbursement of TTF funds to the City of Plant City. Improvements to Turkey Creek Road include road widening, new signalization, turn lanes and pedestrian ADA improvements.



OPERATING COST IMPACT:
 No change in annual operating and maintenance costs is anticipated.

PROJECT COMPLETION DATE: Plant City Project

Sources of Funds (in \$000s):	Total		FY 18	FY 19	FY 20	FY 21	FY 22	FY 23	Future
	Estimated Sources	Prior Revenues							
Community Invest. Tax II	\$0	\$0	\$0	\$0	\$0	\$0	\$0	\$0	\$0
Community Invest. Tax III	3,866	190	3,676	0	0	0	0	0	0
Enterprise Fees	0	0	0	0	0	0	0	0	0
Financing	0	0	0	0	0	0	0	0	0
Gas Taxes	0	0	0	0	0	0	0	0	0
General Revenues	0	0	0	0	0	0	0	0	0
Grants & County Match	0	0	0	0	0	0	0	0	0
Impact Fees	0	0	0	0	0	0	0	0	0
Other	0	0	0	0	0	0	0	0	0
Undetermined	0	0	0	0	0	0	0	0	0
Subtotal FY18			\$3,676	\$0	\$0	\$0	\$0	\$0	\$0
Total	\$3,866	\$190	\$3,676	\$0	\$0	\$0	\$0	\$0	\$0

Uses of Funds (in \$000s):	Total		FY 18	FY 19	FY 20	FY 21	FY 22	FY 23	Future
	Estimated Cost	Prior Expenses							
Administration	\$0	\$0	\$0	\$0	\$0	\$0	\$0	\$0	\$0
Construction	0	0	0	0	0	0	0	0	0
Design	0	0	0	0	0	0	0	0	0
Development	0	0	0	0	0	0	0	0	0
Equipment	0	0	0	0	0	0	0	0	0
Land/ROW	0	0	0	0	0	0	0	0	0
Non-Capital	3,866	190	3,676	0	0	0	0	0	0
Subtotal FY18			\$3,676	\$0	\$0	\$0	\$0	\$0	\$0
Total	\$3,866	\$190	\$3,676	\$0	\$0	\$0	\$0	\$0	\$0

PROJECT TITLE: VAN DYKE ROAD WIDENING - WHIRLEY ROAD TO SUNCOAST PARKWAY
 CIE REQUIREMENTS: Y
 LEVEL OF SERVICE IMPACT: E

PROJECT NUMBER: C69646000
 PROGRAM: TRANSPORTATION

PROJECT DESCRIPTION:
 Widening of Van Dyke Road, a 2-lane undivided road, from Whirley Road to Suncoast Parkway to 4-lanes divided including enhanced pedestrian, bicycle and bus facilities. Multi-use trail extension to Upper Tampa Bay Trail.



OPERATING COST IMPACT:
 To be determined.

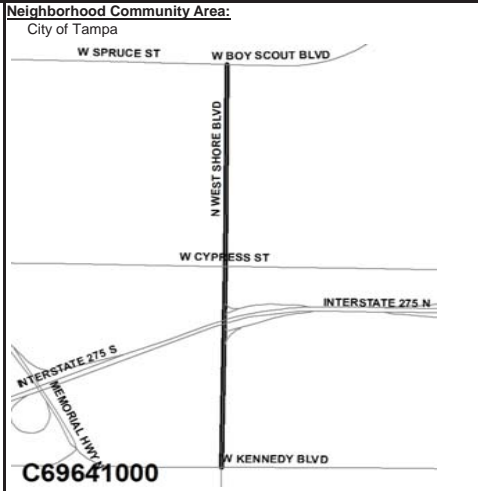
PROJECT COMPLETION DATE: Dec 2023

Sources of Funds (in \$000s):	Total		FY 18	FY 19	FY 20	FY 21	FY 22	FY 23	Future
	Estimated Sources	Prior Revenues							
Community Invest. Tax II	\$0	\$0	\$0	\$0	\$0	\$0	\$0	\$0	\$0
Community Invest. Tax III	0	0	0	0	0	0	0	0	0
Enterprise Fees	0	0	0	0	0	0	0	0	0
Financing	40,000	0	0	4,000	14,000	0	20,000	0	0
Gas Taxes	0	0	0	0	0	0	0	0	0
General Revenues	0	0	0	0	0	0	0	0	0
Grants & County Match	0	0	0	0	0	0	0	0	0
Impact Fees	0	0	0	0	0	0	0	0	0
Other	0	0	0	0	0	0	0	0	0
Undetermined	0	0	0	0	0	0	0	0	0
Subtotal FY18			\$0	\$2,000	\$4,000	\$14,000	\$0	\$20,000	\$0
Total	\$40,000	\$0	\$2,000	\$4,000	\$14,000	\$0	\$20,000	\$0	\$0

Uses of Funds (in \$000s):	Total		FY 18	FY 19	FY 20	FY 21	FY 22	FY 23	Future
	Estimated Cost	Prior Expenses							
Administration	\$0	\$0	\$0	\$0	\$0	\$0	\$0	\$0	\$0
Construction	40,000	0	0	4,000	14,000	0	20,000	0	0
Design	0	0	0	0	0	0	0	0	0
Development	0	0	0	0	0	0	0	0	0
Equipment	0	0	0	0	0	0	0	0	0
Land/ROW	0	0	0	0	0	0	0	0	0
Non-Capital	0	0	0	0	0	0	0	0	0
Subtotal FY18			\$0	\$2,000	\$4,000	\$14,000	\$0	\$20,000	\$0
Total	\$40,000	\$0	\$2,000	\$4,000	\$14,000	\$0	\$20,000	\$0	\$0

PROJECT TITLE: WESTSHORE BOULEVARD COMPLETE STREET IMPROVEMENTS - WEST KENNEDY BOULEVARD TO WEST BOY SCOUT BOULEVARD
 PROJECT NUMBER: C69641000
 CIE REQUIREMENTS: Y
 LEVEL OF SERVICE IMPACT: E
 PROGRAM: TRANSPORTATION

PROJECT DESCRIPTION:
 Enhancement of Westshore Boulevard, a 4-lane divided road, from W Kennedy Blvd. to W Boy Scout Blvd. including enhanced pedestrian facilities and streetscaping.



OPERATING COST IMPACT:
 To be determined.

PROJECT COMPLETION DATE: Sep 2018

Sources of Funds (in \$000s):	Total		FY 18		FY 19	FY 20	FY 21	FY 22	FY 23	Future
	Estimated Sources	Prior Revenues	Carryforward	Additional						
Community Invest. Tax II	\$0	\$0	\$0	\$0	\$0	\$0	\$0	\$0	\$0	\$0
Community Invest. Tax III	0	0	0	0	0	0	0	0	0	0
Enterprise Fees	0	0	0	0	0	0	0	0	0	0
Financing	2,000	0	0	2,000	0	0	0	0	0	0
Gas Taxes	0	0	0	0	0	0	0	0	0	0
General Revenues	0	0	0	0	0	0	0	0	0	0
Grants & County Match	0	0	0	0	0	0	0	0	0	0
Impact Fees	0	0	0	0	0	0	0	0	0	0
Other	0	0	0	0	0	0	0	0	0	0
Undetermined	0	0	0	0	0	0	0	0	0	0
Subtotal FY18			\$0	\$2,000						
Total	\$2,000	\$0	\$2,000		\$0	\$0	\$0	\$0	\$0	\$0

Uses of Funds (in \$000s):	Total		FY 18		FY 19	FY 20	FY 21	FY 22	FY 23	Future
	Estimated Cost	Prior Expenses	Carryforward	Additional						
Administration	\$0	\$0	\$0	\$0	\$0	\$0	\$0	\$0	\$0	\$0
Construction	2,000	0	0	2,000	0	0	0	0	0	0
Design	0	0	0	0	0	0	0	0	0	0
Development	0	0	0	0	0	0	0	0	0	0
Equipment	0	0	0	0	0	0	0	0	0	0
Land/ROW	0	0	0	0	0	0	0	0	0	0
Non-Capital	0	0	0	0	0	0	0	0	0	0
Subtotal FY18			\$0	\$2,000						
Total	\$2,000	\$0	\$2,000		\$0	\$0	\$0	\$0	\$0	\$0



Hillsborough
County Florida

For more information, contact the Management & Budget department
(813) 272-5890 • HCFLGov.net/Budget



Water Enterprise Program




Hillsborough
County Florida


For more information, contact the Management & Budget department
(813) 272-5890 • HCFLGov.net/Budget

**WATER ENTERPRISE PROGRAM
SOURCES AND USES OF FUNDS SUMMARY
(in thousands)**

<u>Sources of Funds:</u>	<u>TOTAL ESTIMATE</u>	<u>PRIOR REVENUES</u>	<u>FY 18</u>		<u>FY 19</u>	<u>FY 20</u>	<u>FY 21</u>	<u>FY 22</u>	<u>FY 23</u>	<u>FUTURE</u>
			<u>Carryforward</u>	<u>Additional</u>						
Enterprise Fees	\$612,784	\$315,660	\$146,468	\$42,808	\$39,964	\$11,346	\$11,346	\$11,346	\$11,346	\$22,500
Financing	306,277	140,908	165,369	0	0	0	0	0	0	0
Grants & County Match	5,313	2,455	2,859	0	0	0	0	0	0	0
Subtotal FY18			\$314,696	\$42,808						
Total	\$924,374	\$459,022	\$357,504		\$39,964	\$11,346	\$11,346	\$11,346	\$11,346	\$22,500


TOTAL FY 18 - FY 23 = \$442,852

<u>Uses of Funds:</u>	<u>TOTAL ESTIMATE</u>	<u>PRIOR EXPENSES</u>	<u>FY 18</u>		<u>FY 19</u>	<u>FY 20</u>	<u>FY 21</u>	<u>FY 22</u>	<u>FY 23</u>	<u>FUTURE</u>
			<u>Carryforward</u>	<u>Additional</u>						
Administration	\$15,050	\$10,219	\$2,113	\$1,000	\$1,318	\$100	\$100	\$100	\$100	\$0
Construction	778,847	354,341	297,217	30,664	35,225	9,725	9,725	9,725	9,725	22,500
Design	74,557	48,356	12,302	5,394	3,221	1,321	1,321	1,321	1,321	0
Development	269	266	3	0	0	0	0	0	0	0
Equipment	24,713	16,963	1,000	5,750	200	200	200	200	200	0
Land/ROW	17,701	16,088	1,613	0	0	0	0	0	0	0
Non-Capital	13,235	12,787	448	0	0	0	0	0	0	0
Subtotal FY18			\$314,696	\$42,808						
Total	\$924,374	\$459,022	\$357,504		\$39,964	\$11,346	\$11,346	\$11,346	\$11,346	\$22,500


TOTAL FY 18 - FY 23 = \$442,852

**WATER ENTERPRISE PROGRAM
COMPLETED AND CANCELED PROJECTS - FY 17**

<u>PROJECT NUMBER</u>	<u>PROJECT TITLE</u>	<u>ACTUAL/PROJECTED COMPLETION DATE ⁽¹⁾</u>
<u>COMPLETED PROJECTS</u>		
C10211000	Countryway Blvd. Forcemain Replacement	Dec 2016
C10236000	Dale Mabry Diversion Forcemain (DM to NWRWRF)	Sep 2017
C10237000	Dale Mabry Diversion Reclaime Water Transmission Main (DM to NWRWRF)	Sep 2017
C10221000	Falkenburg AWTP Backwash Blowers Replacement	Feb 2017
C10252000	Falkenburg AWTP PLC Upgrades	Dec 2016
C10256000	Lumsden Wastewater Pump Station Access Imp. & Rehab.	Apr 2017
C10180000	Mitchell Master Wastewater Pump Station Rehabilitation	Dec 2016
C10216000	Northdale Reclaimed Water Transmission Main	Sep 2017
C10213000	Pine Street Forcemain Replacement (US 92 to CR 579)	Jan 2017
C10225000	River Oaks AWTP Filter System Rehab	Sep 2017
C10226000	River Oaks AWTP In-Plant Supervisory Control And Data Acquisition Upgrade	Sep 2017
C10227000	River Oaks AWTP Sludge Export Pump Station Upgrade	Dec 2016
C10198000	South Hillsborough Aquifer Recharge Program (SHARP)	Sep 2017
C10182000	Stall Road Master Wastewater Pump Station Replacement	Aug 2016
C10191000	Valrico AWTP 5 MG Reclaimed Water Storage Tank Rehabilitation	Sep 2016
C10207000	Valrico AWTP Headworks Rehabilitation	Sep 2017
C10262000	Valrico AWTP Lightning Protection Project	Jul 2017
C10228000	Valrico AWTP UV Disinfection System Recirculation Pumps & Piping	Mar 2017
<u>CANCELED PROJECTS</u>		
C10247000	Boyette and Rhodine Water Transmission Main	
C31997000	Gibsonton Area Potable Water Main Replacement	
C10273000	Gibsonton Drive Forcemain Upgrade	
C31998000	Linebaugh Ave. HDPE Potable Transmission Main Replacement	
C10277000	Septage Receiving Station	

(1) Includes projects anticipated to be completed by 09/30/17

**WATER ENTERPRISE PROGRAM
PROJECTS SUMMARY SCHEDULE
(in thousands)**

PROJECT NUMBER	PROJECT TITLE	TOTAL ESTIMATED COST	PRIOR EXPENSES	FY 18		FY 19	FY 20	FY 21	FY 22	FY 23	FUTURE	PROJECT COMPLETION DATE
				Carryforward	Additional							
C31982000	19th Ave. Water Transmission Main (I-75 to US 41)	\$6,725	\$616	\$6,109	\$0	\$0	\$0	\$0	\$0	\$0	\$0	Jun 2019
C10217000	19th Avenue Reclaimed Water Transmission Main	7,049	628	6,421	0	0	0	0	0	0	0	Jun 2019
C10243000	19th Avenue Wastewater Force-main	7,073	133	6,940	0	0	0	0	0	0	0	Jun 2019
C31995000	Backflow Upgrade Program (Master Project)	1,000	0	1,000	0	0	0	0	0	0	0	Ongoing
C10244000	Bellamy Road Gravity Main	800	433	367	0	0	0	0	0	0	0	Dec 2018
C10234000	Bloomington Avenue Reclaimed Water Transmission Main Extension	1,000	620	380	0	0	0	0	0	0	0	Jul 2018
C10202000	Brushy Creek Pump Station Rehabilitation	7,420	7,236	184	0	0	0	0	0	0	0	Dec 2018
C10248000	BSOC Pump Shop Test Panel	750	739	11	0	0	0	0	0	0	0	Dec 2017
C31968000	Countywide Fire Hydrant Replacement (Master Project)	3,300	2,018	1,282	0	0	0	0	0	0	0	Ongoing
C31979000	Countywide Non-Urgent Facility R&R (Master Project)	4,163	2,244	1,019	900	0	0	0	0	0	0	Ongoing
C31986000	Countywide Potable Water Main Extension Program (Master Project)	4,192	301	3,890	0	0	0	0	0	0	0	Ongoing
C31987000	Countywide Potable Water Quality Monitoring	2,000	687	1,313	0	0	0	0	0	0	0	Jun 2019
C31977000	Countywide Potable Water Transmission and Distribution System R&R (Master Project)	34,568	11,137	4,431	1,750	1,250	1,250	1,250	1,250	1,250	11,000	Ongoing
C10235000	Countywide Pump Station SCADA (Master Project)	500	87	413	0	0	0	0	0	0	0	Ongoing
C31981000	Countywide Removal & Replacement Of AC & SCH. 40 PVC Piping Master Proj.	10,976	4,422	6,554	0	0	0	0	0	0	0	Ongoing
C10171000	Countywide Wastewater Collection and Transmission System R&R (Master Project)	16,068	4,723	6,457	2,264	525	525	525	525	525	0	Ongoing
C10138000	Countywide Wastewater Pump Stations R&R (Master Project)	93,493	54,278	5,021	9,194	5,000	5,000	5,000	5,000	5,000	0	Ongoing
C10250000	Countywide Wastewater System Expansion Program (Master Project)	2,266	223	2,043	0	0	0	0	0	0	0	Ongoing
C10280000*	Divert Mitchell Master Pump Station Flow to Valrico AWTF	7,000	0	0	2,000	5,000	0	0	0	0	0	Dec 2020
C31983000	Environmental Laboratory Replacement	7,200	5,986	1,214	0	0	0	0	0	0	0	Mar 2018
C10275000	Falkenburg AWTP Mechanical Bar Screens Replacements	2,500	0	0	2,500	0	0	0	0	0	0	Mar 2021
C10167000	Falkenburg AWTP Sludge Dewatering Upgrade	6,101	5,558	543	0	0	0	0	0	0	0	Post Construction
C31957000	Fire Flow Deficiency (Master Project)	23,861	19,651	4,209	0	0	0	0	0	0	0	Ongoing
C10272000	Force-main Transmission System Valve R&R (Master Project)	7,000	92	1,408	0	0	0	0	0	0	5,500	Ongoing
C31988000	Franchise Systems Acquisition and Improvements (Master Project)	25,554	16,739	2,815	0	0	0	0	0	0	6,000	Ongoing
C31989000	Kings Point Potable Water Valve Installation/Replacement	1,696	198	1,098	400	0	0	0	0	0	0	Mar 2019
C31985000	Large Water Meter Replacement (Master Project)	3,700	1,137	2,563	0	0	0	0	0	0	0	Ongoing
C10768000	Low Pressure Sewer System (LPSS) (Master Project)	21,206	14,658	2,798	0	750	750	750	750	750	0	Ongoing
C10279000*	LPSS Pump Shop and Admin	1,500	0	0	1,500	0	0	0	0	0	0	Dec 2019
C10744000	Manhole Inspection & Rehabilitation Program (Master Project)	13,712	12,019	1,692	0	0	0	0	0	0	0	Ongoing
C1300N000	Miscellaneous Water/Wastewater Projects	19,655	19,368	288	0	0	0	0	0	0	0	Ongoing
C10238000	Northwest Hillsborough Area Recharge Project (NHARP)	3,750	1,777	1,973	0	0	0	0	0	0	0	Apr 2019
C10239000	Northwest RWRf System Improvements	188,515	46,527	141,988	0	0	0	0	0	0	0	Dec 2020
C31992000	Palm River Utility Expansion Program	13,000	1,752	11,248	0	0	0	0	0	0	0	Sep 2021
C30116000	Potable Water Treatment Plant R&R (Master Project)	20,326	12,828	4,198	550	550	550	550	550	550	0	Ongoing
C31978000	Public Utilities SCADA Network and Support (Master Project)	5,231	3,281	1,951	0	0	0	0	0	0	0	Ongoing
C10795000	Reclaimed Water Pump Station & Remote Telemetry Monitoring (Master Project)	4,193	2,308	1,884	0	0	0	0	0	0	0	Ongoing
C19017000	Reclaimed Water Transmission Main Extensions to New and Existing Customers	2,648	1,645	1,003	0	0	0	0	0	0	0	Ongoing
C10745000	Regional Wastewater Treatment Plant R&R (Master Project)	55,605	43,493	4,257	1,500	1,271	1,271	1,271	1,271	1,271	0	Ongoing
C10276000	River Oaks Diversion Force-main (RO to NWRWRf) And Pump Station	32,174	432	31,742	0	0	0	0	0	0	0	Sep 2020
C32001000*	South County Potable Repump Station Expansion (includes tank and pumps)	3,000	0	0	0	3,000	0	0	0	0	0	May 2021
C10283000*	South County Reclaimed Pump Station Expansion	2,000	0	0	0	2,000	0	0	0	0	0	May 2021
C31999000	South County Repump Station Chemical Addition and Yard Piping	1,550	35	765	750	0	0	0	0	0	0	Dec 2019
C31969000	South County Water Repump Station Water Transmission Main To 19Th Ave	6,750	851	5,899	0	0	0	0	0	0	0	Jun 2019

**WATER ENTERPRISE PROGRAM
PROJECTS SUMMARY SCHEDULE
(in thousands)**

PROJECT NUMBER	PROJECT TITLE	TOTAL ESTIMATED COST	PRIOR EXPENSES	FY 18		FY 19	FY 20	FY 21	FY 22	FY 23	FUTURE	PROJECT COMPLETION DATE
				Carryforward	Additional							
C10143000	South County WWTP Expansion Project	98,150	87,611	4,790	5,750	0	0	0	0	0	0	Dec 2020
C10259000	South Hillsborough Aquifer Recharge Expansion (SHARE)	11,002	10	2,492	6,000	2,500	0	0	0	0	0	Sep 2020
C10198000	South Hillsborough Aquifer Recharge Program (SHARP)	3,420	3,062	359	0	0	0	0	0	0	0	Post Construction
C10281000*	Southeast County Landfill Biosolids Composting Facility	4,000	0	0	750	3,250	0	0	0	0	0	Jun 2021
C10270000	Sun City Center Golf Courses Reclaimed Water Expansion	6,000	217	783	5,000	0	0	0	0	0	0	Sep 2020
C10794000	Supervisory Control & Data Acquisition For Pump Stations Phase II	21,464	20,797	668	0	0	0	0	0	0	0	Mar 2018
C10260000	Tate Lane Reclaimed Water Main Relocation	3,000	110	2,890	0	0	0	0	0	0	0	Sep 2020
C32000000*	US Hwy 41 (Riverview Dr. to Big Bend Rd) AC Transmission Main Replacement	10,000	0	0	0	10,000	0	0	0	0	0	Sep 2022
C31945000	Utility Relocation (Master Project)	33,604	15,399	6,205	2,000	2,000	2,000	2,000	2,000	2,000	0	Ongoing
C10282000*	Valrico AWTF Clarifiers #'s 1, 2, and 3 Rehabilitation	2,868	0	0	0	2,868	0	0	0	0	0	Feb 2021
C10261000	Valrico AWTP Clarifier Launder Covers	1,200	461	739	0	0	0	0	0	0	0	Dec 2017
C10262000	Valrico AWTP Lightning Protection Project	900	672	228	0	0	0	0	0	0	0	Post Construction
C10200000	Valrico AWTP RAS Pump Replacement	2,219	1,535	684	0	0	0	0	0	0	0	Mar 2019
C10241000	Valrico Dewatering System Replacement	4,200	1,533	2,667	0	0	0	0	0	0	0	Dec 2018
C10265000	Wastewater Plant Sludge Holding/Thickening (Mobile Dewatering)	1,305	236	1,069	0	0	0	0	0	0	0	Mar 2019
C10750000	Wastewater Slip Lining (Master Project)	25,984	23,256	2,728	0	0	0	0	0	0	0	Ongoing
C10242000	Waterset Sports Complex Reclaimed Water Pump Station/Storage Tank	8,500	943	7,557	0	0	0	0	0	0	0	Jun 2019
C10192000	Westchase High Density Polyethylene RWTM Replacement	3,788	2,320	1,468	0	0	0	0	0	0	0	May 2019
Subtotal FY 18				\$314,696	\$42,808							
Total Water Enterprise Program		\$924,374	\$459,022	\$357,504		\$39,964	\$11,346	\$11,346	\$11,346	\$11,346	\$22,500	

* - New Project

Note: Some projects have "Post Construction" in the Project Completion Date column. These projects have finished their primary construction phases and may have been placed in use; nevertheless, these projects still have unspent balances that are earmarked for post-

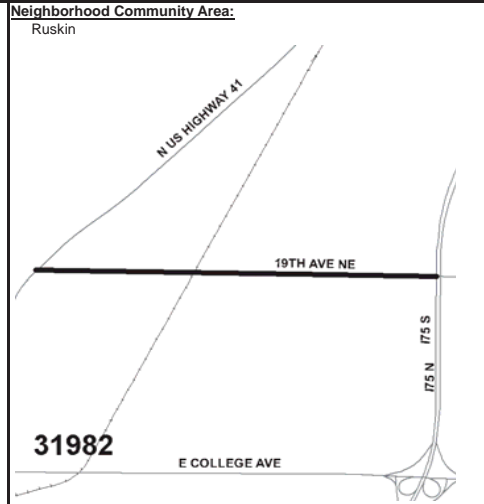
PROJECT TITLE:
19TH AVE. WATER TRANSMISSION MAIN (I-75 TO US 41)
CIE REQUIREMENTS: Y
LEVEL OF SERVICE IMPACT: E

PROJECT NUMBER: C31982000
PROGRAM: WATER ENTERPRISE

PROJECT DESCRIPTION:
Design and construct approximately 16,000 linear feet of potable water transmission main along 19th Ave. from I-75 to US 41. This project is needed to maintain the County's potable water level of service when development in this area of the county resumes.

OPERATING COST IMPACT:
No significant change in annual operating costs is anticipated.

PROJECT COMPLETION DATE: Jun 2019



Sources of Funds (in \$000s):	Total		FY 18	FY 19	FY 20	FY 21	FY 22	FY 23	Future
	Estimated Sources	Prior Revenues							
Enterprise Fees	\$6,725	\$616	\$6,109	\$0	\$0	\$0	\$0	\$0	\$0
Financing	0	0	0	0	0	0	0	0	0
Grants & County Match	0	0	0	0	0	0	0	0	0
Other	0	0	0	0	0	0	0	0	0
Undetermined	0	0	0	0	0	0	0	0	0
Subtotal FY18			\$6,109						
Total	\$6,725	\$616	\$6,109	\$0	\$0	\$0	\$0	\$0	\$0

Uses of Funds (in \$000s):	Total		FY 18	FY 19	FY 20	FY 21	FY 22	FY 23	Future
	Estimated Cost	Prior Expenses							
Administration	\$506	\$6	\$500	\$0	\$0	\$0	\$0	\$0	\$0
Construction	5,000	0	5,000	0	0	0	0	0	0
Design	1,219	610	609	0	0	0	0	0	0
Development	0	0	0	0	0	0	0	0	0
Equipment	0	0	0	0	0	0	0	0	0
Land/ROW	0	0	0	0	0	0	0	0	0
Non-Capital	0	0	0	0	0	0	0	0	0
Subtotal FY18			\$6,109						
Total	\$6,725	\$616	\$6,109	\$0	\$0	\$0	\$0	\$0	\$0

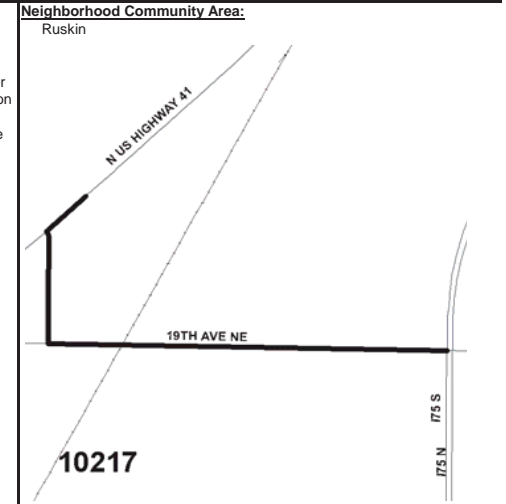
PROJECT TITLE:
19TH AVENUE RECLAIMED WATER TRANSMISSION MAIN
CIE REQUIREMENTS: Y
LEVEL OF SERVICE IMPACT: E

PROJECT NUMBER: C10217000
PROGRAM: WATER ENTERPRISE

PROJECT DESCRIPTION:
Design and construct approximately 17,150 LF of Reclaimed Water Transmission Main along 19th Avenue from the TECO easement to 12th Street N.E., then north along 12th Street to US HWY 41, then NE to the entrance of Harbor Isles. The development in the South County area offer opportunity and need to expand the County's reclaimed water transmission and distribution system. Expansion of this system is necessary to serve our customers and is part of the County's program to help reduce surface water discharge and reduce the demand for potable water.

OPERATING COST IMPACT:
No significant change in annual operating costs is anticipated.

PROJECT COMPLETION DATE: Jun 2019



Sources of Funds (in \$000s):	Total		FY 18	FY 19	FY 20	FY 21	FY 22	FY 23	Future
	Estimated Sources	Prior Revenues							
Enterprise Fees	\$7,049	\$628	\$6,421	\$0	\$0	\$0	\$0	\$0	\$0
Financing	0	0	0	0	0	0	0	0	0
Grants & County Match	0	0	0	0	0	0	0	0	0
Other	0	0	0	0	0	0	0	0	0
Undetermined	0	0	0	0	0	0	0	0	0
Subtotal FY18			\$6,421						
Total	\$7,049	\$628	\$6,421	\$0	\$0	\$0	\$0	\$0	\$0

Uses of Funds (in \$000s):	Total		FY 18	FY 19	FY 20	FY 21	FY 22	FY 23	Future
	Estimated Cost	Prior Expenses							
Administration	\$6	\$6	\$0	\$0	\$0	\$0	\$0	\$0	\$0
Construction	6,421	0	6,421	0	0	0	0	0	0
Design	554	554	0	0	0	0	0	0	0
Development	68	68	0	0	0	0	0	0	0
Equipment	0	0	0	0	0	0	0	0	0
Land/ROW	0	0	0	0	0	0	0	0	0
Non-Capital	0	0	0	0	0	0	0	0	0
Subtotal FY18			\$6,421						
Total	\$7,049	\$628	\$6,421	\$0	\$0	\$0	\$0	\$0	\$0

PROJECT TITLE:
19TH AVENUE WASTEWATER FORCEMAIN
CIE REQUIREMENTS: Y
LEVEL OF SERVICE IMPACT: E

PROJECT NUMBER: C10243000

PROGRAM: WATER ENTERPRISE

PROJECT DESCRIPTION:

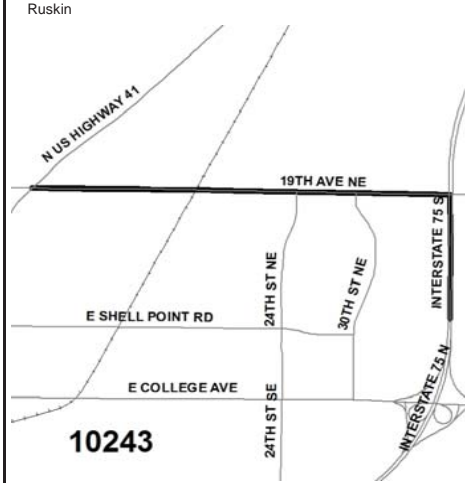
This project involves replacing the 12-inch force main on 19th Avenue from US 41 to I-75 with a new 24-inch force main. This is followed by replacing the 16-inch force main from 19th Avenue to the South County headworks with a 36-inch force main. This project will reduce system pressures in the force main system going into the South County plant. This will improve the performance of existing and proposed future pump stations along this main trunk line.

OPERATING COST IMPACT:

No significant change in operating cost is anticipated.

PROJECT COMPLETION DATE: Jun 2019

Neighborhood Community Area:



Sources of Funds (in \$000s):	Total Estimated Sources	Prior Revenues	FY 18		FY 19	FY 20	FY 21	FY 22	FY 23	Future
			Carrforward	Additional						
Enterprise Fees	\$7,073	\$133	\$6,940	\$0	\$0	\$0	\$0	\$0	\$0	\$0
Financing	0	0	0	0	0	0	0	0	0	0
Grants & County Match	0	0	0	0	0	0	0	0	0	0
Other	0	0	0	0	0	0	0	0	0	0
Undetermined	0	0	0	0	0	0	0	0	0	0
Subtotal FY18			\$6,940	\$0						
Total	\$7,073	\$133	\$6,940	\$0	\$0	\$0	\$0	\$0	\$0	\$0

Uses of Funds (in \$000s):	Total Estimated Cost	Prior Expenses	FY 18		FY 19	FY 20	FY 21	FY 22	FY 23	Future
			Carrforward	Additional						
Administration	\$7	\$7	\$0	\$0	\$0	\$0	\$0	\$0	\$0	\$0
Construction	6,000	0	6,000	0	0	0	0	0	0	0
Design	1,067	126	940	0	0	0	0	0	0	0
Development	0	0	0	0	0	0	0	0	0	0
Equipment	0	0	0	0	0	0	0	0	0	0
Land/ROW	0	0	0	0	0	0	0	0	0	0
Non-Capital	0	0	0	0	0	0	0	0	0	0
Subtotal FY18			\$6,940	\$0						
Total	\$7,073	\$133	\$6,940	\$0	\$0	\$0	\$0	\$0	\$0	\$0

PROJECT TITLE:
BACKFLOW UPGRADE PROGRAM (MASTER PROJECT)
CIE REQUIREMENTS: Y
LEVEL OF SERVICE IMPACT: F

PROJECT NUMBER: C31995000

PROGRAM: WATER ENTERPRISE

PROJECT DESCRIPTION:

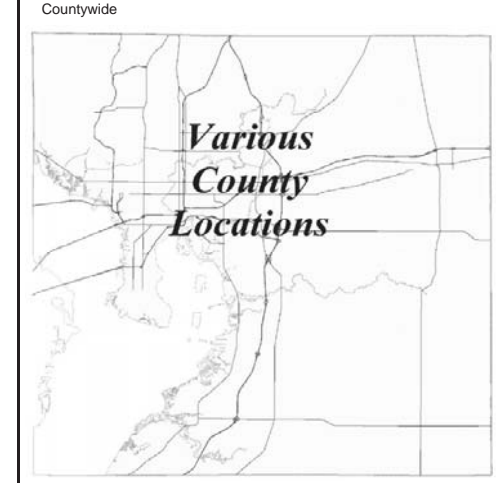
Funds the purchase and installation of backflow preventers, that will be owned and maintained by the Department under the provisions of the newly modified Cross-Connection and Backflow Control Ordinance.

OPERATING COST IMPACT:

No significant change in annual operating costs is anticipated.

PROJECT COMPLETION DATE: Ongoing

Neighborhood Community Area:



Sources of Funds (in \$000s):	Total Estimated Sources	Prior Revenues	FY 18		FY 19	FY 20	FY 21	FY 22	FY 23	Future
			Carrforward	Additional						
Enterprise Fees	\$1,000	\$0	\$1,000	\$0	\$0	\$0	\$0	\$0	\$0	\$0
Financing	0	0	0	0	0	0	0	0	0	0
Grants & County Match	0	0	0	0	0	0	0	0	0	0
Other	0	0	0	0	0	0	0	0	0	0
Undetermined	0	0	0	0	0	0	0	0	0	0
Subtotal FY18			\$1,000	\$0						
Total	\$1,000	\$0	\$1,000	\$0	\$0	\$0	\$0	\$0	\$0	\$0

Uses of Funds (in \$000s):	Total Estimated Cost	Prior Expenses	FY 18		FY 19	FY 20	FY 21	FY 22	FY 23	Future
			Carrforward	Additional						
Administration	\$0	\$0	\$0	\$0	\$0	\$0	\$0	\$0	\$0	\$0
Construction	900	0	900	0	0	0	0	0	0	0
Design	100	0	100	0	0	0	0	0	0	0
Development	0	0	0	0	0	0	0	0	0	0
Equipment	0	0	0	0	0	0	0	0	0	0
Land/ROW	0	0	0	0	0	0	0	0	0	0
Non-Capital	0	0	0	0	0	0	0	0	0	0
Subtotal FY18			\$1,000	\$0						
Total	\$1,000	\$0	\$1,000	\$0	\$0	\$0	\$0	\$0	\$0	\$0

PROJECT TITLE:
BELLAMY ROAD GRAVITY MAIN
 CIE REQUIREMENTS: Y
 LEVEL OF SERVICE IMPACT: E

PROJECT NUMBER: C10244000
 PROGRAM: WATER ENTERPRISE

PROJECT DESCRIPTION:

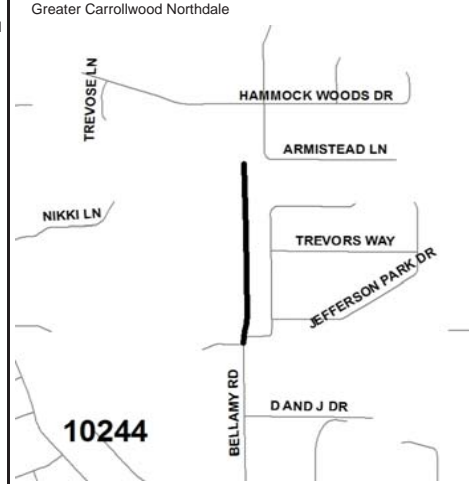
This project consist of the installation of approximately 1,100 linear feet of 8-inch gravity sewer along the right-of-way of Bellamy Road. The proposed work extends from the Hammock Woods neighborhood to the existing manhole on Bellamy Road, north of Rogers Vista Court. The work connects an existing dry line to the County's wastewater collection system. The project includes pavement restoration. Easement acquisition may be necessary. This project allows for the connection of 14 homes. The neighborhood was constructed in the 1980s with a local wastewater collection system that was not connected to the County's wastewater collection system due to capacity constraints. The dry line was installed with the understanding that the neighborhood would be connected to the County's collection system when capacity became available.

OPERATING COST IMPACT:

No significant change in operating cost is anticipated.

PROJECT COMPLETION DATE: Dec 2018

Neighborhood Community Area:



Sources of Funds (in \$000s):	Total Estimated Sources	Prior Revenues	FY 18		FY 19	FY 20	FY 21	FY 22	FY 23	Future
			Carrvforward	Additional						
Enterprise Fees	\$800	\$433	\$367	\$0	\$0	\$0	\$0	\$0	\$0	\$0
Financing	0	0	0	0	0	0	0	0	0	0
Grants & County Match	0	0	0	0	0	0	0	0	0	0
Other	0	0	0	0	0	0	0	0	0	0
Undetermined	0	0	0	0	0	0	0	0	0	0
Subtotal FY18			\$367	\$0						
Total	\$800	\$433	\$367	\$0	\$0	\$0	\$0	\$0	\$0	\$0

Uses of Funds (in \$000s):	Total Estimated Cost	Prior Expenses	FY 18		FY 19	FY 20	FY 21	FY 22	FY 23	Future
			Carrvforward	Additional						
Administration	\$23	\$23	\$0	\$0	\$0	\$0	\$0	\$0	\$0	\$0
Construction	763	396	367	0	0	0	0	0	0	0
Design	14	14	0	0	0	0	0	0	0	0
Development	0	0	0	0	0	0	0	0	0	0
Equipment	0	0	0	0	0	0	0	0	0	0
Land/ROW	0	0	0	0	0	0	0	0	0	0
Non-Capital	0	0	0	0	0	0	0	0	0	0
Subtotal FY18			\$367	\$0						
Total	\$800	\$433	\$367	\$0	\$0	\$0	\$0	\$0	\$0	\$0

PROJECT TITLE:
BLOOMINGDALE AVENUE RECLAIMED WATER TRANSMISSION MAIN EXTENSION
 CIE REQUIREMENTS: Y
 LEVEL OF SERVICE IMPACT: F

PROJECT NUMBER: C10234000
 PROGRAM: WATER ENTERPRISE

PROJECT DESCRIPTION:

Design and construct 3,000 feet of 12-inch Reclaimed Water Transmission Main. This RWTM will extend from the present end of the 12-inch that runs east/west along Bloomingdale Ave. This project will eliminate low pressure issues that have existed for years.

OPERATING COST IMPACT:

No significant change in annual operating costs is anticipated.

PROJECT COMPLETION DATE: Jul 2018

Neighborhood Community Area:



Sources of Funds (in \$000s):	Total Estimated Sources	Prior Revenues	FY 18		FY 19	FY 20	FY 21	FY 22	FY 23	Future
			Carrvforward	Additional						
Enterprise Fees	\$1,000	\$620	\$380	\$0	\$0	\$0	\$0	\$0	\$0	\$0
Financing	0	0	0	0	0	0	0	0	0	0
Grants & County Match	0	0	0	0	0	0	0	0	0	0
Other	0	0	0	0	0	0	0	0	0	0
Undetermined	0	0	0	0	0	0	0	0	0	0
Subtotal FY18			\$380	\$0						
Total	\$1,000	\$620	\$380	\$0	\$0	\$0	\$0	\$0	\$0	\$0

Uses of Funds (in \$000s):	Total Estimated Cost	Prior Expenses	FY 18		FY 19	FY 20	FY 21	FY 22	FY 23	Future
			Carrvforward	Additional						
Administration	\$31	\$31	\$0	\$0	\$0	\$0	\$0	\$0	\$0	\$0
Construction	967	587	380	0	0	0	0	0	0	0
Design	2	2	0	0	0	0	0	0	0	0
Development	0	0	0	0	0	0	0	0	0	0
Equipment	0	0	0	0	0	0	0	0	0	0
Land/ROW	0	0	0	0	0	0	0	0	0	0
Non-Capital	0	0	0	0	0	0	0	0	0	0
Subtotal FY18			\$380	\$0						
Total	\$1,000	\$620	\$380	\$0	\$0	\$0	\$0	\$0	\$0	\$0

PROJECT TITLE:
BRUSHY CREEK PUMP STATION REHABILITATION
CIE REQUIREMENTS: Y
LEVEL OF SERVICE IMPACT: M

PROJECT NUMBER: C1020200

PROGRAM: WATER ENTERPRISE

PROJECT DESCRIPTION:

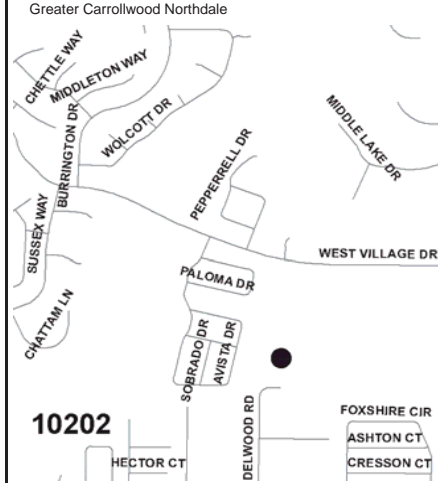
Repair / rehabilitation of the existing wastewater transfer pump station, to include replacement of pumps, drives, motor control systems and valves and associated accessories. Work also includes any necessary structural repairs or rehabilitation. Existing equipment has reached the end of its useful operational service life.

OPERATING COST IMPACT:

No significant change in annual operating costs is anticipated.

PROJECT COMPLETION DATE: Dec 2018

Neighborhood Community Area:



Sources of Funds (in \$000s):	Total Estimated Sources		Prior Revenues		FY 18		FY 19	FY 20	FY 21	FY 22	FY 23	Future
			Carrvforward	Additional								
Enterprise Fees	\$6,769	\$6,769	\$0	\$0	\$0	\$0	\$0	\$0	\$0	\$0	\$0	\$0
Financing	651	467	184	0	0	0	0	0	0	0	0	0
Grants & County Match	0	0	0	0	0	0	0	0	0	0	0	0
Other	0	0	0	0	0	0	0	0	0	0	0	0
Undetermined	0	0	0	0	0	0	0	0	0	0	0	0
Subtotal FY18			\$184	\$0								
Total	\$7,420	\$7,236	\$184	\$0	\$0	\$0	\$0	\$0	\$0	\$0	\$0	\$0

Uses of Funds (in \$000s):	Total Estimated Cost		Prior Expenses		FY 18		FY 19	FY 20	FY 21	FY 22	FY 23	Future
			Carrvforward	Additional								
Administration	\$81	\$81	\$0	\$0	\$0	\$0	\$0	\$0	\$0	\$0	\$0	\$0
Construction	7,033	6,849	184	0	0	0	0	0	0	0	0	0
Design	293	293	0	0	0	0	0	0	0	0	0	0
Development	2	2	0	0	0	0	0	0	0	0	0	0
Equipment	11	11	0	0	0	0	0	0	0	0	0	0
Land/ROW	0	0	0	0	0	0	0	0	0	0	0	0
Non-Capital	0	0	0	0	0	0	0	0	0	0	0	0
Subtotal FY18			\$184	\$0								
Total	\$7,420	\$7,236	\$184	\$0	\$0	\$0	\$0	\$0	\$0	\$0	\$0	\$0

PROJECT TITLE:
BSOC PUMP SHOP TEST PANEL
CIE REQUIREMENTS: Y
LEVEL OF SERVICE IMPACT: E

PROJECT NUMBER: C10248000

PROGRAM: WATER ENTERPRISE

PROJECT DESCRIPTION:

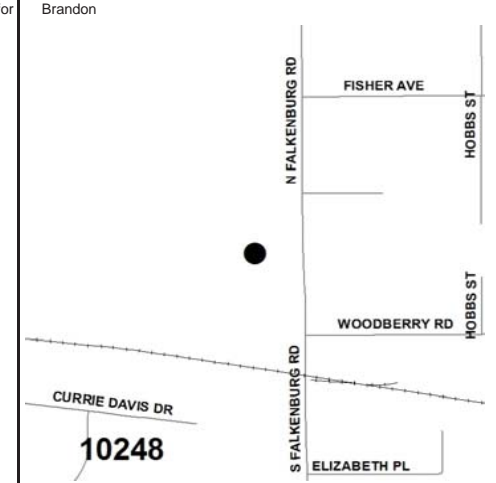
This project involves design and construction of a pump shop test panel for testing new and rebuilt pumps.

OPERATING COST IMPACT:

No significant change in operating cost is anticipated.

PROJECT COMPLETION DATE: Dec 2017

Neighborhood Community Area:



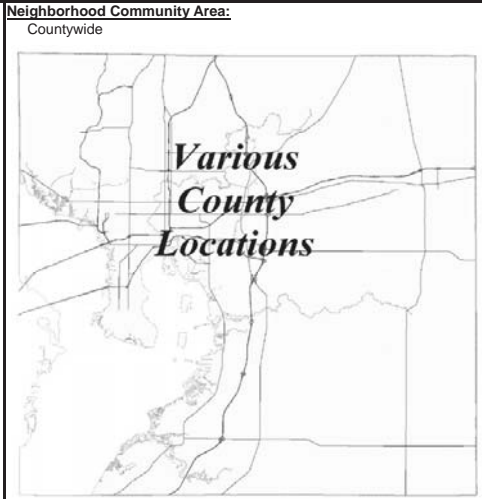
Sources of Funds (in \$000s):	Total Estimated Sources		Prior Revenues		FY 18		FY 19	FY 20	FY 21	FY 22	FY 23	Future
			Carrvforward	Additional								
Enterprise Fees	\$750	\$739	\$11	\$0	\$0	\$0	\$0	\$0	\$0	\$0	\$0	\$0
Financing	0	0	0	0	0	0	0	0	0	0	0	0
Grants & County Match	0	0	0	0	0	0	0	0	0	0	0	0
Other	0	0	0	0	0	0	0	0	0	0	0	0
Undetermined	0	0	0	0	0	0	0	0	0	0	0	0
Subtotal FY18			\$11	\$0								
Total	\$750	\$739	\$11	\$0	\$0	\$0	\$0	\$0	\$0	\$0	\$0	\$0

Uses of Funds (in \$000s):	Total Estimated Cost		Prior Expenses		FY 18		FY 19	FY 20	FY 21	FY 22	FY 23	Future
			Carrvforward	Additional								
Administration	\$1	\$1	\$0	\$0	\$0	\$0	\$0	\$0	\$0	\$0	\$0	\$0
Construction	634	623	11	0	0	0	0	0	0	0	0	0
Design	94	94	0	0	0	0	0	0	0	0	0	0
Development	21	21	0	0	0	0	0	0	0	0	0	0
Equipment	0	0	0	0	0	0	0	0	0	0	0	0
Land/ROW	0	0	0	0	0	0	0	0	0	0	0	0
Non-Capital	0	0	0	0	0	0	0	0	0	0	0	0
Subtotal FY18			\$11	\$0								
Total	\$750	\$739	\$11	\$0	\$0	\$0	\$0	\$0	\$0	\$0	\$0	\$0

PROJECT TITLE:
 COUNTYWIDE FIRE HYDRANT REPLACEMENT (MASTER PROJECT)
 CIE REQUIREMENTS: Y
 LEVEL OF SERVICE IMPACT: M

PROJECT NUMBER: C31968000
 PROGRAM: WATER ENTERPRISE

PROJECT DESCRIPTION:
 Countywide Master Project to replace aging existing fire hydrants. The fire hydrant inspection project has indicated that certain models of fire hydrants installed in the water distribution system are more likely to fail. There are also aging hydrants in the system. Water Enterprise needs to develop a program to systematically replace this portion of the infrastructure.



OPERATING COST IMPACT:
 No significant change in annual operating costs is anticipated.

PROJECT COMPLETION DATE: Ongoing

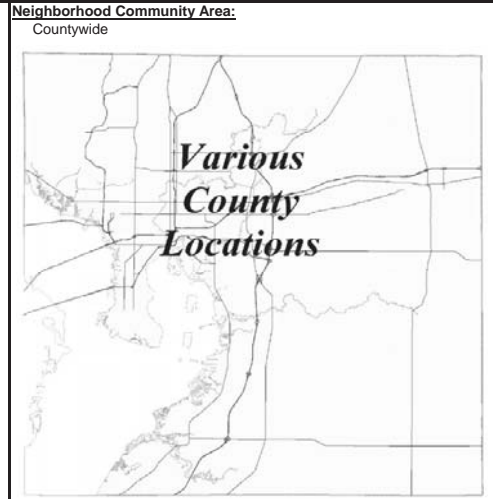
Sources of Funds (in \$000s):	Total Estimated Sources		Prior Revenues		FY 18		FY 19	FY 20	FY 21	FY 22	FY 23	Future
			Carrvforward	Additional								
Enterprise Fees	\$3,300	\$2,018	\$1,282	\$0	\$0	\$0	\$0	\$0	\$0	\$0	\$0	\$0
Financing	0	0	0	0	0	0	0	0	0	0	0	0
Grants & County Match	0	0	0	0	0	0	0	0	0	0	0	0
Other	0	0	0	0	0	0	0	0	0	0	0	0
Undetermined	0	0	0	0	0	0	0	0	0	0	0	0
Subtotal FY18			\$1,282	\$0								
Total	\$3,300	\$2,018	\$1,282	\$0	\$0	\$0	\$0	\$0	\$0	\$0	\$0	\$0

Uses of Funds (in \$000s):	Total Estimated Cost		Prior Expenses		FY 18		FY 19	FY 20	FY 21	FY 22	FY 23	Future
			Carrvforward	Additional								
Administration	\$51	\$51	\$0	\$0	\$0	\$0	\$0	\$0	\$0	\$0	\$0	\$0
Construction	3,249	1,967	1,282	0	0	0	0	0	0	0	0	0
Design	0	0	0	0	0	0	0	0	0	0	0	0
Development	0	0	0	0	0	0	0	0	0	0	0	0
Equipment	0	0	0	0	0	0	0	0	0	0	0	0
Land/ROW	0	0	0	0	0	0	0	0	0	0	0	0
Non-Capital	0	0	0	0	0	0	0	0	0	0	0	0
Subtotal FY18			\$1,282	\$0								
Total	\$3,300	\$2,018	\$1,282	\$0	\$0	\$0	\$0	\$0	\$0	\$0	\$0	\$0

PROJECT TITLE:
 COUNTYWIDE NON-URGENT FACILITY R&R (MASTER PROJECT)
 CIE REQUIREMENTS: Y
 LEVEL OF SERVICE IMPACT: M

PROJECT NUMBER: C31979000
 PROGRAM: WATER ENTERPRISE

PROJECT DESCRIPTION:
 Renovation / replacement of countywide buildings and structures operated and maintained by the Water Enterprise.



OPERATING COST IMPACT:
 No significant change in annual operating costs is anticipated.

PROJECT COMPLETION DATE: Ongoing

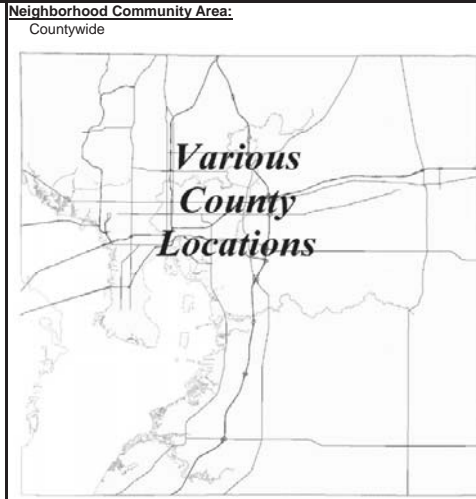
Sources of Funds (in \$000s):	Total Estimated Sources		Prior Revenues		FY 18		FY 19	FY 20	FY 21	FY 22	FY 23	Future
			Carrvforward	Additional								
Enterprise Fees	\$3,465	\$1,547	\$1,019	\$900	\$0	\$0	\$0	\$0	\$0	\$0	\$0	\$0
Financing	697	697	0	0	0	0	0	0	0	0	0	0
Grants & County Match	0	0	0	0	0	0	0	0	0	0	0	0
Other	0	0	0	0	0	0	0	0	0	0	0	0
Undetermined	0	0	0	0	0	0	0	0	0	0	0	0
Subtotal FY18			\$1,019	\$900								
Total	\$4,163	\$2,244	\$1,919	\$900	\$0	\$0	\$0	\$0	\$0	\$0	\$0	\$0

Uses of Funds (in \$000s):	Total Estimated Cost		Prior Expenses		FY 18		FY 19	FY 20	FY 21	FY 22	FY 23	Future
			Carrvforward	Additional								
Administration	\$6	\$6	\$0	\$0	\$0	\$0	\$0	\$0	\$0	\$0	\$0	\$0
Construction	4,058	2,139	1,019	900	0	0	0	0	0	0	0	0
Design	91	91	0	0	0	0	0	0	0	0	0	0
Development	4	4	0	0	0	0	0	0	0	0	0	0
Equipment	4	4	0	0	0	0	0	0	0	0	0	0
Land/ROW	0	0	0	0	0	0	0	0	0	0	0	0
Non-Capital	0	0	0	0	0	0	0	0	0	0	0	0
Subtotal FY18			\$1,019	\$900								
Total	\$4,163	\$2,244	\$1,919	\$900	\$0	\$0	\$0	\$0	\$0	\$0	\$0	\$0

PROJECT TITLE:
 COUNTYWIDE POTABLE WATER MAIN EXTENSION PROGRAM (MASTER PROJECT)
 CIE REQUIREMENTS: Y
 LEVEL OF SERVICE IMPACT: F

PROJECT NUMBER: C31986000
 PROGRAM: WATER ENTERPRISE

PROJECT DESCRIPTION:
 Design and construct potable water extensions to provide service to new customers.



OPERATING COST IMPACT:
 No significant change in operating cost is anticipated.

PROJECT COMPLETION DATE: Ongoing

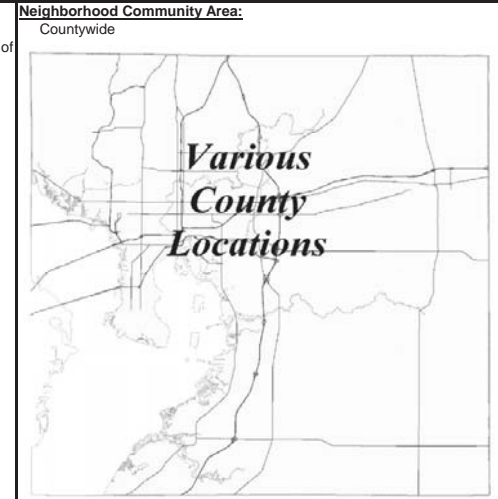
Sources of Funds (in \$000s):	Total		FY 18		FY 19	FY 20	FY 21	FY 22	FY 23	Future
	Estimated Sources	Prior Revenues	Carrforward	Additional						
Enterprise Fees	\$4,192	\$301	\$3,890	\$0	\$0	\$0	\$0	\$0	\$0	\$0
Financing	0	0	0	0	0	0	0	0	0	0
Grants & County Match	0	0	0	0	0	0	0	0	0	0
Other	0	0	0	0	0	0	0	0	0	0
Undetermined	0	0	0	0	0	0	0	0	0	0
Subtotal FY18			\$3,890	\$0						
Total	\$4,192	\$301	\$3,890	\$0	\$0	\$0	\$0	\$0	\$0	\$0

Uses of Funds (in \$000s):	Total		FY 18		FY 19	FY 20	FY 21	FY 22	FY 23	Future
	Estimated Cost	Prior Expenses	Carrforward	Additional						
Administration	\$2	\$2	\$0	\$0	\$0	\$0	\$0	\$0	\$0	\$0
Construction	3,344	44	3,300	0	0	0	0	0	0	0
Design	846	256	590	0	0	0	0	0	0	0
Development	0	0	0	0	0	0	0	0	0	0
Equipment	0	0	0	0	0	0	0	0	0	0
Land/ROW	0	0	0	0	0	0	0	0	0	0
Non-Capital	0	0	0	0	0	0	0	0	0	0
Subtotal FY18			\$3,890	\$0						
Total	\$4,192	\$301	\$3,890	\$0	\$0	\$0	\$0	\$0	\$0	\$0

PROJECT TITLE:
 COUNTYWIDE POTABLE WATER QUALITY MONITORING
 CIE REQUIREMENTS: Y
 LEVEL OF SERVICE IMPACT: M

PROJECT NUMBER: C31987000
 PROGRAM: WATER ENTERPRISE

PROJECT DESCRIPTION:
 Replace the old potable water monitoring equipment with new monitoring and communication equipment. The old equipment has reached the end of its useful life and is not reliable.



OPERATING COST IMPACT:
 No significant change in operating cost is anticipated.

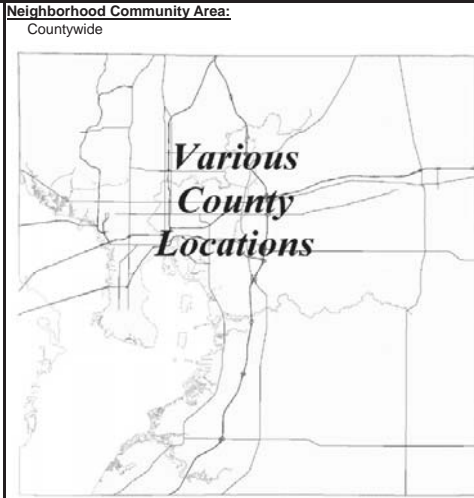
PROJECT COMPLETION DATE: Jun 2019

Sources of Funds (in \$000s):	Total		FY 18		FY 19	FY 20	FY 21	FY 22	FY 23	Future
	Estimated Sources	Prior Revenues	Carrforward	Additional						
Enterprise Fees	\$2,000	\$687	\$1,313	\$0	\$0	\$0	\$0	\$0	\$0	\$0
Financing	0	0	0	0	0	0	0	0	0	0
Grants & County Match	0	0	0	0	0	0	0	0	0	0
Other	0	0	0	0	0	0	0	0	0	0
Undetermined	0	0	0	0	0	0	0	0	0	0
Subtotal FY18			\$1,313	\$0						
Total	\$2,000	\$687	\$1,313	\$0	\$0	\$0	\$0	\$0	\$0	\$0

Uses of Funds (in \$000s):	Total		FY 18		FY 19	FY 20	FY 21	FY 22	FY 23	Future
	Estimated Cost	Prior Expenses	Carrforward	Additional						
Administration	\$2	\$2	\$0	\$0	\$0	\$0	\$0	\$0	\$0	\$0
Construction	1,998	685	1,313	0	0	0	0	0	0	0
Design	0	0	0	0	0	0	0	0	0	0
Development	0	0	0	0	0	0	0	0	0	0
Equipment	0	0	0	0	0	0	0	0	0	0
Land/ROW	0	0	0	0	0	0	0	0	0	0
Non-Capital	0	0	0	0	0	0	0	0	0	0
Subtotal FY18			\$1,313	\$0						
Total	\$2,000	\$687	\$1,313	\$0	\$0	\$0	\$0	\$0	\$0	\$0

PROJECT TITLE: COUNTYWIDE POTABLE WATER TRANSMISSION AND DISTRIBUTION SYSTEM R&R (MASTER PROJECT)
 PROJECT NUMBER: C31977000
 CIE REQUIREMENTS: Y
 LEVEL OF SERVICE IMPACT: M
 PROGRAM: WATER ENTERPRISE

PROJECT DESCRIPTION:
 Design and construction of Countywide water transmission and distribution lines that require replacement or system upgrade. This project includes water distribution projects that improve level of service - pressure, quality, quantity and fire protection. This project will allow for limited line extensions to loop systems or provide fire protection. The County's existing water distribution system has small areas where improvements are required to meet our water quality and pressure goals.



OPERATING COST IMPACT:
 No significant change in annual operating costs is anticipated.

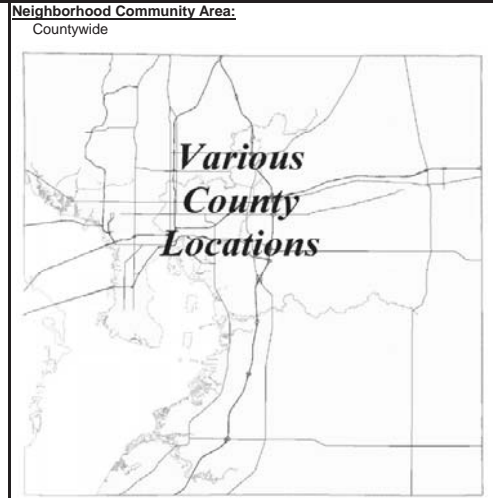
PROJECT COMPLETION DATE: Ongoing

Sources of Funds (in \$000s):	Total Estimated Sources		Prior Revenues		FY 18		FY 19	FY 20	FY 21	FY 22	FY 23	Future
			Carrvforward	Additional								
Enterprise Fees	\$31,699	\$8,282	\$4,416	\$1,750	\$1,250	\$1,250	\$1,250	\$1,250	\$1,250	\$1,250	\$1,250	\$11,000
Financing	2,869	2,855	15	0	0	0	0	0	0	0	0	0
Grants & County Match	0	0	0	0	0	0	0	0	0	0	0	0
Other	0	0	0	0	0	0	0	0	0	0	0	0
Undetermined	0	0	0	0	0	0	0	0	0	0	0	0
Subtotal FY18			\$4,431	\$1,750								
Total	\$34,568	\$11,137	\$6,181		\$1,250	\$1,250	\$1,250	\$1,250	\$1,250	\$1,250	\$1,250	\$11,000

Uses of Funds (in \$000s):	Total Estimated Cost		Prior Expenses		FY 18		FY 19	FY 20	FY 21	FY 22	FY 23	Future
			Carrvforward	Additional								
Administration	\$997	\$580	\$416	\$0	\$0	\$0	\$0	\$0	\$0	\$0	\$0	\$0
Construction	30,388	9,374	4,015	1,000	1,000	1,000	1,000	1,000	1,000	1,000	1,000	11,000
Design	3,183	1,183	0	750	250	250	250	250	250	250	250	0
Development	0	0	0	0	0	0	0	0	0	0	0	0
Equipment	0	0	0	0	0	0	0	0	0	0	0	0
Land/ROW	0	0	0	0	0	0	0	0	0	0	0	0
Non-Capital	0	0	0	0	0	0	0	0	0	0	0	0
Subtotal FY18			\$4,431	\$1,750								
Total	\$34,568	\$11,137	\$6,181		\$1,250	\$1,250	\$1,250	\$1,250	\$1,250	\$1,250	\$1,250	\$11,000

PROJECT TITLE: COUNTYWIDE PUMP STATION SCADA (MASTER PROJECT)
 PROJECT NUMBER: C10235000
 CIE REQUIREMENTS: Y
 LEVEL OF SERVICE IMPACT: M
 PROGRAM: WATER ENTERPRISE

PROJECT DESCRIPTION:
 Design, fabricate and install wastewater pumping station combined control and SCADA panels at approximately 350 existing wastewater pumping stations. This follow-up project is required to monitor and control the county's approximately 702 wastewater pumping stations to help avoid wastewater spills and other maintenance issues by completing the installation of the new combined control and SCADA panels at the remaining stations that have not been retrofitted.



OPERATING COST IMPACT:
 Operating cost estimated to be \$120,000 per year. Two new positions required.

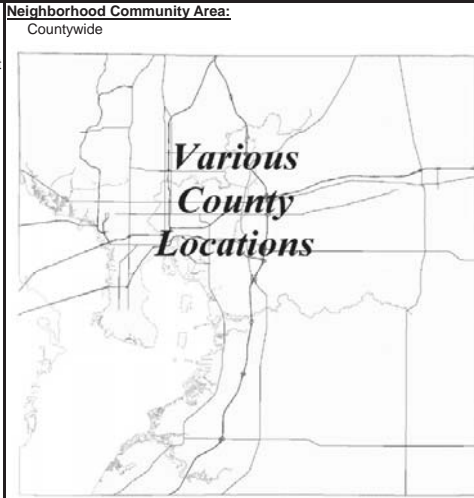
PROJECT COMPLETION DATE: Ongoing

Sources of Funds (in \$000s):	Total Estimated Sources		Prior Revenues		FY 18		FY 19	FY 20	FY 21	FY 22	FY 23	Future
			Carrvforward	Additional								
Enterprise Fees	\$500	\$87	\$413	\$0	\$0	\$0	\$0	\$0	\$0	\$0	\$0	\$0
Financing	0	0	0	0	0	0	0	0	0	0	0	0
Grants & County Match	0	0	0	0	0	0	0	0	0	0	0	0
Other	0	0	0	0	0	0	0	0	0	0	0	0
Undetermined	0	0	0	0	0	0	0	0	0	0	0	0
Subtotal FY18			\$413	\$0								
Total	\$500	\$87	\$413	\$0	\$0	\$0	\$0	\$0	\$0	\$0	\$0	\$0

Uses of Funds (in \$000s):	Total Estimated Cost		Prior Expenses		FY 18		FY 19	FY 20	FY 21	FY 22	FY 23	Future
			Carrvforward	Additional								
Administration	\$0	\$0	\$0	\$0	\$0	\$0	\$0	\$0	\$0	\$0	\$0	\$0
Construction	500	87	413	0	0	0	0	0	0	0	0	0
Design	0	0	0	0	0	0	0	0	0	0	0	0
Development	0	0	0	0	0	0	0	0	0	0	0	0
Equipment	0	0	0	0	0	0	0	0	0	0	0	0
Land/ROW	0	0	0	0	0	0	0	0	0	0	0	0
Non-Capital	0	0	0	0	0	0	0	0	0	0	0	0
Subtotal FY18			\$413	\$0								
Total	\$500	\$87	\$413	\$0	\$0	\$0	\$0	\$0	\$0	\$0	\$0	\$0

PROJECT TITLE: COUNTYWIDE REMOVAL & REPLACEMENT OF AC & SCH. 40 PVC PIPING MASTER PROJ.
 PROJECT NUMBER: C31981000
 CIE REQUIREMENTS: Y
 LEVEL OF SERVICE IMPACT: M
 PROGRAM: WATER ENTERPRISE

PROJECT DESCRIPTION:
 Remove and replace existing Asbestos Cement and Schedule 40 PVC piping throughout the County's utility service area. Asbestos Cement pipe does not meet the current technical standards of the Department, is difficult to find repair pieces and is considered hazardous material when broken. Schedule 40 PVC piping does not meet the current standards of the Department, not have the required pressure rating, and is easily damaged by anyone digging in the right of way. Both materials are subject to greater failure rates than the current standard materials.



OPERATING COST IMPACT:
 No significant change in annual operating costs is anticipated.

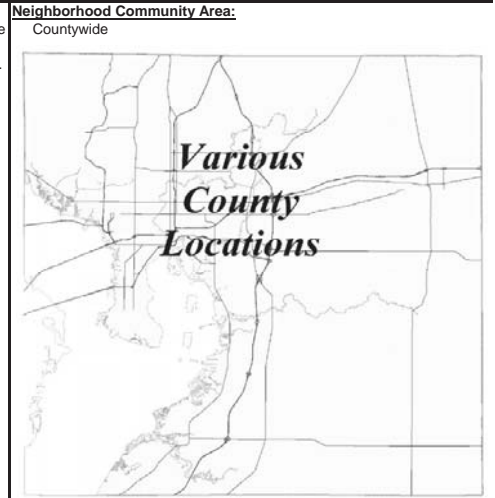
PROJECT COMPLETION DATE: Ongoing

Sources of Funds (in \$000s):	Total Estimated Sources		Prior Revenues		FY 18		FY 19	FY 20	FY 21	FY 22	FY 23	Future
			Carrvforward	Additional								
Enterprise Fees	\$10,976	\$4,422	\$6,554	\$0	\$0	\$0	\$0	\$0	\$0	\$0	\$0	\$0
Financing	0	0	0	0	0	0	0	0	0	0	0	0
Grants & County Match	0	0	0	0	0	0	0	0	0	0	0	0
Other	0	0	0	0	0	0	0	0	0	0	0	0
Undetermined	0	0	0	0	0	0	0	0	0	0	0	0
Subtotal FY18			\$6,554	\$0								
Total	\$10,976	\$4,422	\$6,554	\$0	\$0	\$0	\$0	\$0	\$0	\$0	\$0	\$0

Uses of Funds (in \$000s):	Total Estimated Cost		Prior Expenses		FY 18		FY 19	FY 20	FY 21	FY 22	FY 23	Future
			Carrvforward	Additional								
Administration	\$34	\$34	\$0	\$0	\$0	\$0	\$0	\$0	\$0	\$0	\$0	\$0
Construction	8,768	3,768	5,000	0	0	0	0	0	0	0	0	0
Design	2,174	620	1,554	0	0	0	0	0	0	0	0	0
Development	0	0	0	0	0	0	0	0	0	0	0	0
Equipment	0	0	0	0	0	0	0	0	0	0	0	0
Land/ROW	0	0	0	0	0	0	0	0	0	0	0	0
Non-Capital	0	0	0	0	0	0	0	0	0	0	0	0
Subtotal FY18			\$6,554	\$0								
Total	\$10,976	\$4,422	\$6,554	\$0	\$0	\$0	\$0	\$0	\$0	\$0	\$0	\$0

PROJECT TITLE: COUNTYWIDE WASTEWATER COLLECTION AND TRANSMISSION SYSTEM R&R (MASTER PROJECT)
 PROJECT NUMBER: C10171000
 CIE REQUIREMENTS: Y
 LEVEL OF SERVICE IMPACT: M
 PROGRAM: WATER ENTERPRISE

PROJECT DESCRIPTION:
 Design and construction of countywide wastewater force mains that require replacement or system upgrade. Portions of the existing wastewater collection and transmission system are reaching the end of their useful life. This aging infrastructure will take a significant investment to repair and replace.



OPERATING COST IMPACT:
 No significant change in annual operating costs is anticipated.

PROJECT COMPLETION DATE: Ongoing

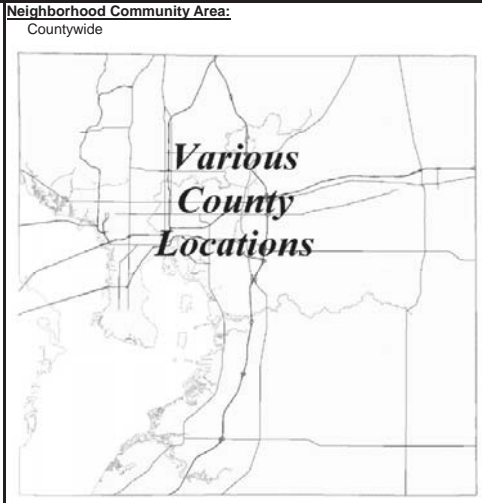
Sources of Funds (in \$000s):	Total Estimated Sources		Prior Revenues		FY 18		FY 19	FY 20	FY 21	FY 22	FY 23	Future
			Carrvforward	Additional								
Enterprise Fees	\$14,397	\$3,759	\$5,749	\$2,264	\$525	\$525	\$525	\$525	\$525	\$525	\$525	\$0
Financing	1,671	964	708	0	0	0	0	0	0	0	0	0
Grants & County Match	0	0	0	0	0	0	0	0	0	0	0	0
Other	0	0	0	0	0	0	0	0	0	0	0	0
Undetermined	0	0	0	0	0	0	0	0	0	0	0	0
Subtotal FY18			\$6,457	\$2,264								
Total	\$16,068	\$4,723	\$8,721	\$2,264	\$525	\$525	\$525	\$525	\$525	\$525	\$525	\$0

Uses of Funds (in \$000s):	Total Estimated Cost		Prior Expenses		FY 18		FY 19	FY 20	FY 21	FY 22	FY 23	Future
			Carrvforward	Additional								
Administration	\$107	\$107	\$0	\$0	\$0	\$0	\$0	\$0	\$0	\$0	\$0	\$0
Construction	14,606	3,968	5,749	2,264	525	525	525	525	525	525	525	0
Design	1,353	645	708	0	0	0	0	0	0	0	0	0
Development	0	0	0	0	0	0	0	0	0	0	0	0
Equipment	0	0	0	0	0	0	0	0	0	0	0	0
Land/ROW	3	3	0	0	0	0	0	0	0	0	0	0
Non-Capital	0	0	0	0	0	0	0	0	0	0	0	0
Subtotal FY18			\$6,457	\$2,264								
Total	\$16,068	\$4,723	\$8,721	\$2,264	\$525	\$525	\$525	\$525	\$525	\$525	\$525	\$0

PROJECT TITLE:
 COUNTYWIDE WASTEWATER PUMP STATIONS R&R (MASTER PROJECT)
 CIE REQUIREMENTS: Y
 LEVEL OF SERVICE IMPACT: M

PROJECT NUMBER: C10138000
 PROGRAM: WATER ENTERPRISE

PROJECT DESCRIPTION:
 This project provides for the annual major rehabilitation of 40-60 of the 699 pump stations owned, operated and maintained by the Water Enterprise. Failure to provide extensive maintenance will result in outages and increased O&M costs.



OPERATING COST IMPACT:
 No significant change in annual operating costs is anticipated.

PROJECT COMPLETION DATE: Ongoing

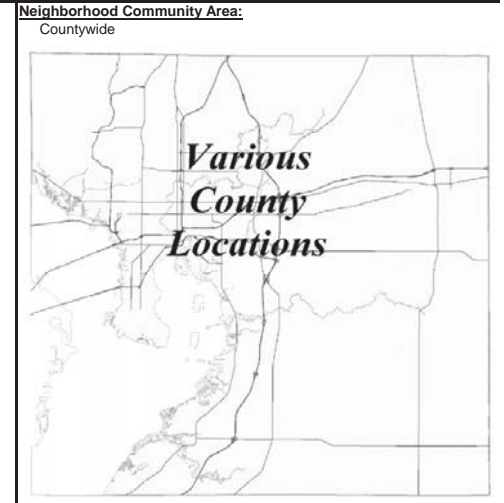
Sources of Funds (in \$000s):	Total Estimated Sources		Prior Revenues		FY 18		FY 19	FY 20	FY 21	FY 22	FY 23	Future
			Carrvforward	Additional								
Enterprise Fees	\$90,778	\$41,703	\$4,881	\$9,194	\$5,000	\$5,000	\$5,000	\$5,000	\$5,000	\$5,000	\$0	
Financing	12,715	12,576	140	0	0	0	0	0	0	0	0	
Grants & County Match	0	0	0	0	0	0	0	0	0	0	0	
Other	0	0	0	0	0	0	0	0	0	0	0	
Undetermined	0	0	0	0	0	0	0	0	0	0	0	
Subtotal FY18			\$5,021	\$9,194								
Total	\$93,493	\$54,278	\$14,215		\$5,000	\$5,000	\$5,000	\$5,000	\$5,000	\$5,000	\$0	

Uses of Funds (in \$000s):	Total Estimated Cost		Prior Expenses		FY 18		FY 19	FY 20	FY 21	FY 22	FY 23	Future
			Carrvforward	Additional								
Administration	\$2,820	\$2,820	\$0	\$0	\$0	\$0	\$0	\$0	\$0	\$0	\$0	\$0
Construction	67,635	36,386	4,249	7,000	4,000	4,000	4,000	4,000	4,000	4,000	0	0
Design	12,432	4,467	772	2,194	1,000	1,000	1,000	1,000	1,000	1,000	0	0
Development	24	24	0	0	0	0	0	0	0	0	0	0
Equipment	8,817	8,817	0	0	0	0	0	0	0	0	0	0
Land/ROW	2	2	0	0	0	0	0	0	0	0	0	0
Non-Capital	1,762	1,762	0	0	0	0	0	0	0	0	0	0
Subtotal FY18			\$5,021	\$9,194								
Total	\$93,493	\$54,278	\$14,215		\$5,000	\$5,000	\$5,000	\$5,000	\$5,000	\$5,000	\$0	

PROJECT TITLE:
 COUNTYWIDE WASTEWATER SYSTEM EXPANSION PROGRAM (MASTER PROJECT)
 CIE REQUIREMENTS: Y
 LEVEL OF SERVICE IMPACT: F

PROJECT NUMBER: C10250000
 PROGRAM: WATER ENTERPRISE

PROJECT DESCRIPTION:
 Design and construct wastewater infrastructure in order to extend service to new customers.



OPERATING COST IMPACT:
 No significant change in operating cost is anticipated.

PROJECT COMPLETION DATE: Ongoing

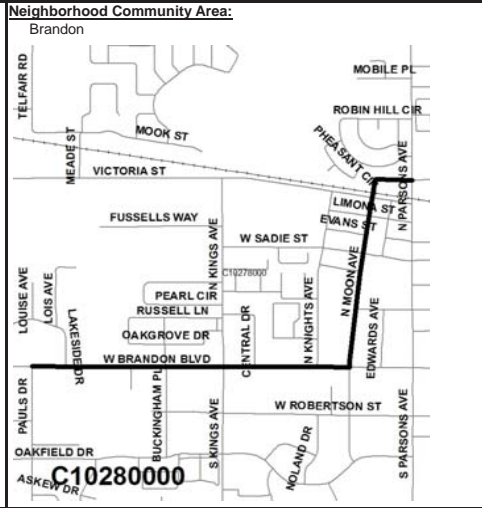
Sources of Funds (in \$000s):	Total Estimated Sources		Prior Revenues		FY 18		FY 19	FY 20	FY 21	FY 22	FY 23	Future
			Carrvforward	Additional								
Enterprise Fees	\$2,266	\$223	\$2,043	\$0	\$0	\$0	\$0	\$0	\$0	\$0	\$0	\$0
Financing	0	0	0	0	0	0	0	0	0	0	0	0
Grants & County Match	0	0	0	0	0	0	0	0	0	0	0	0
Other	0	0	0	0	0	0	0	0	0	0	0	0
Undetermined	0	0	0	0	0	0	0	0	0	0	0	0
Subtotal FY18			\$2,043	\$0								
Total	\$2,266	\$223	\$2,043	\$0	\$0	\$0	\$0	\$0	\$0	\$0	\$0	\$0

Uses of Funds (in \$000s):	Total Estimated Cost		Prior Expenses		FY 18		FY 19	FY 20	FY 21	FY 22	FY 23	Future
			Carrvforward	Additional								
Administration	\$0	\$0	\$0	\$0	\$0	\$0	\$0	\$0	\$0	\$0	\$0	\$0
Construction	1,690	147	1,543	0	0	0	0	0	0	0	0	0
Design	576	76	500	0	0	0	0	0	0	0	0	0
Development	0	0	0	0	0	0	0	0	0	0	0	0
Equipment	0	0	0	0	0	0	0	0	0	0	0	0
Land/ROW	0	0	0	0	0	0	0	0	0	0	0	0
Non-Capital	0	0	0	0	0	0	0	0	0	0	0	0
Subtotal FY18			\$2,043	\$0								
Total	\$2,266	\$223	\$2,043	\$0	\$0	\$0	\$0	\$0	\$0	\$0	\$0	\$0

PROJECT TITLE:
 DIVERT MITCHELL MASTER PUMP STATION FLOW TO VALRICO AWTF
 CIE REQUIREMENTS: Y
 LEVEL OF SERVICE IMPACT: E

PROJECT NUMBER: C10280000
 PROGRAM: WATER ENTERPRISE

PROJECT DESCRIPTION:
 Install 8,200 feet of 16-inch force main from the Mitchell Master Pump Station to the 20-inch force main on Clay Avenue. This will divert between 2.0 and 3.0 mgd to the Valrico AWTF.



OPERATING COST IMPACT:
 No significant change in operating cost is anticipated.

PROJECT COMPLETION DATE: Dec 2020

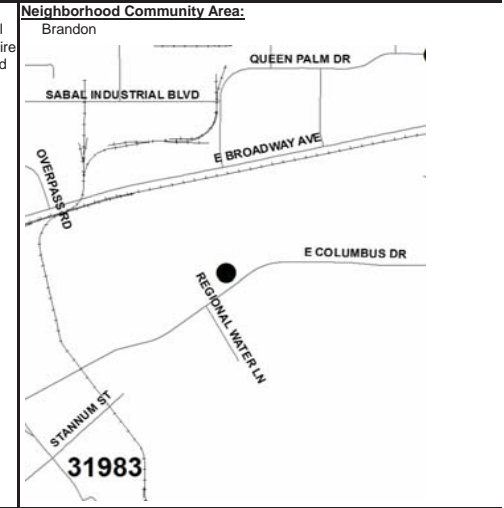
Sources of Funds (in \$000s):	Total Estimated Sources		FY 18 Carryforward	FY 18 Additional	FY 19	FY 20	FY 21	FY 22	FY 23	Future
	Prior Revenues									
Enterprise Fees	\$7,000	\$0	\$0	\$2,000	\$5,000	\$0	\$0	\$0	\$0	\$0
Financing	0	0	0	0	0	0	0	0	0	0
Grants & County Match	0	0	0	0	0	0	0	0	0	0
Other	0	0	0	0	0	0	0	0	0	0
Undetermined	0	0	0	0	0	0	0	0	0	0
Subtotal FY18			\$0	\$2,000						
Total	\$7,000	\$0	\$2,000		\$5,000	\$0	\$0	\$0	\$0	\$0

Uses of Funds (in \$000s):	Total Estimated Cost		FY 18 Carryforward	FY 18 Additional	FY 19	FY 20	FY 21	FY 22	FY 23	Future
	Prior Expenses									
Administration	\$500	\$0	\$0	\$500	\$0	\$0	\$0	\$0	\$0	\$0
Construction	6,000	0	0	1,000	5,000	0	0	0	0	0
Design	500	0	0	500	0	0	0	0	0	0
Development	0	0	0	0	0	0	0	0	0	0
Equipment	0	0	0	0	0	0	0	0	0	0
Land/ROW	0	0	0	0	0	0	0	0	0	0
Non-Capital	0	0	0	0	0	0	0	0	0	0
Subtotal FY18			\$0	\$2,000						
Total	\$7,000	\$0	\$2,000		\$5,000	\$0	\$0	\$0	\$0	\$0

PROJECT TITLE:
 ENVIRONMENTAL LABORATORY REPLACEMENT
 CIE REQUIREMENTS: Y
 LEVEL OF SERVICE IMPACT: M

PROJECT NUMBER: C31983000
 PROGRAM: WATER ENTERPRISE

PROJECT DESCRIPTION:
 Design and construct an approximately 20,000 square foot environmental laboratory in the Central portion of Hillsborough County. Project will require land acquisition, site development, building, parking, laboratory space and administrative space.



OPERATING COST IMPACT:
 Operating cost is estimated to be \$114,000 per year.

PROJECT COMPLETION DATE: Mar 2018

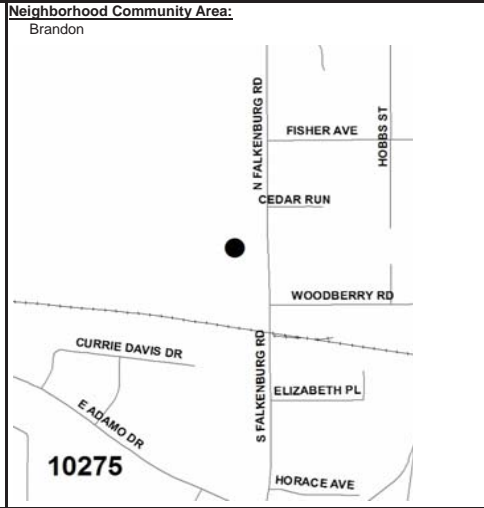
Sources of Funds (in \$000s):	Total Estimated Sources		FY 18 Carryforward	FY 18 Additional	FY 19	FY 20	FY 21	FY 22	FY 23	Future
	Prior Revenues									
Enterprise Fees	\$7,200	\$5,986	\$1,214	\$0	\$0	\$0	\$0	\$0	\$0	\$0
Financing	0	0	0	0	0	0	0	0	0	0
Grants & County Match	0	0	0	0	0	0	0	0	0	0
Other	0	0	0	0	0	0	0	0	0	0
Undetermined	0	0	0	0	0	0	0	0	0	0
Subtotal FY18			\$1,214	\$0						
Total	\$7,200	\$5,986	\$1,214	\$0	\$0	\$0	\$0	\$0	\$0	\$0

Uses of Funds (in \$000s):	Total Estimated Cost		FY 18 Carryforward	FY 18 Additional	FY 19	FY 20	FY 21	FY 22	FY 23	Future
	Prior Expenses									
Administration	\$37	\$37	\$0	\$0	\$0	\$0	\$0	\$0	\$0	\$0
Construction	6,629	5,629	1,000	0	0	0	0	0	0	0
Design	455	241	214	0	0	0	0	0	0	0
Development	0	0	0	0	0	0	0	0	0	0
Equipment	80	80	0	0	0	0	0	0	0	0
Land/ROW	0	0	0	0	0	0	0	0	0	0
Non-Capital	0	0	0	0	0	0	0	0	0	0
Subtotal FY18			\$1,214	\$0						
Total	\$7,200	\$5,986	\$1,214	\$0	\$0	\$0	\$0	\$0	\$0	\$0

PROJECT TITLE: FALKENBURG AWTP MECHANICAL BAR SCREENS REPLACEMENTS
 CIE REQUIREMENTS: Y
 LEVEL OF SERVICE IMPACT: M

PROJECT NUMBER: C10275000
 PROGRAM: WATER ENTERPRISE

PROJECT DESCRIPTION:
 Replace two existing step screens at the Falkenburg Headworks with new perforated plate screens.



OPERATING COST IMPACT:
 No significant change in annual operating costs is anticipated.

PROJECT COMPLETION DATE: Mar 2021

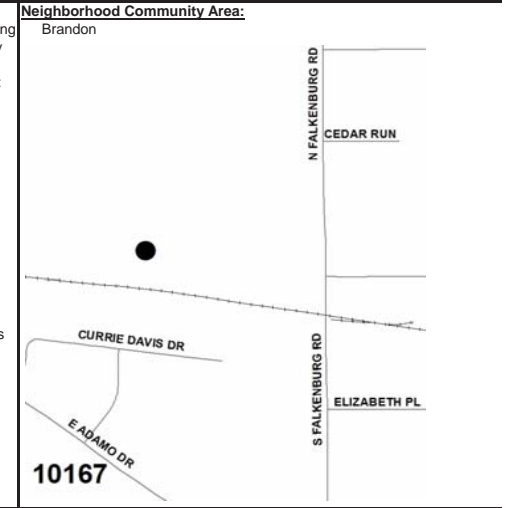
Sources of Funds (in \$000s):	Total Estimated Sources	Prior Revenues	FY 18		FY 19	FY 20	FY 21	FY 22	FY 23	Future
			Carrvforward	Additional						
Enterprise Fees	\$2,500	\$0	\$0	\$2,500	\$0	\$0	\$0	\$0	\$0	\$0
Financing	0	0	0	0	0	0	0	0	0	0
Grants & County Match	0	0	0	0	0	0	0	0	0	0
Other	0	0	0	0	0	0	0	0	0	0
Undetermined	0	0	0	0	0	0	0	0	0	0
Subtotal FY18			\$0	\$2,500						
Total	\$2,500	\$0	\$2,500		\$0	\$0	\$0	\$0	\$0	\$0

Uses of Funds (in \$000s):	Total Estimated Cost	Prior Expenses	FY 18		FY 19	FY 20	FY 21	FY 22	FY 23	Future
			Carrvforward	Additional						
Administration	\$200	\$0	\$0	\$200	\$0	\$0	\$0	\$0	\$0	\$0
Construction	2,300	0	0	2,300	0	0	0	0	0	0
Design	0	0	0	0	0	0	0	0	0	0
Development	0	0	0	0	0	0	0	0	0	0
Equipment	0	0	0	0	0	0	0	0	0	0
Land/ROW	0	0	0	0	0	0	0	0	0	0
Non-Capital	0	0	0	0	0	0	0	0	0	0
Subtotal FY18			\$0	\$2,500						
Total	\$2,500	\$0	\$2,500		\$0	\$0	\$0	\$0	\$0	\$0

PROJECT TITLE: FALKENBURG AWTP SLUDGE DEWATERING UPGRADE
 CIE REQUIREMENTS: Y
 LEVEL OF SERVICE IMPACT: E

PROJECT NUMBER: C10167000
 PROGRAM: WATER ENTERPRISE

PROJECT DESCRIPTION:
 Design and construct a new centrifuge sludge dewatering system, including new controls and electrical upgrades, that replace the two existing gravity belt presses and increase the processing capacity for the upgraded treatment plant capacity of 12 MGD. Existing dewatering equipment is at the end of its service life and additional dewatering equipment is required to process the additional biosolids generated at the recently expanded facility.



OPERATING COST IMPACT:
 Operating cost is estimated to be \$432,000 per year. Three new positions required.

PROJECT COMPLETION DATE: Post Construction

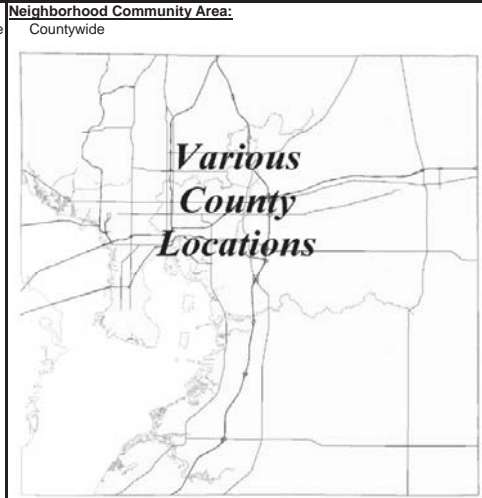
Sources of Funds (in \$000s):	Total Estimated Sources	Prior Revenues	FY 18		FY 19	FY 20	FY 21	FY 22	FY 23	Future
			Carrvforward	Additional						
Enterprise Fees	\$1,202	\$820	\$383	\$0	\$0	\$0	\$0	\$0	\$0	\$0
Financing	4,899	4,739	160	0	0	0	0	0	0	0
Grants & County Match	0	0	0	0	0	0	0	0	0	0
Other	0	0	0	0	0	0	0	0	0	0
Undetermined	0	0	0	0	0	0	0	0	0	0
Subtotal FY18			\$543	\$0						
Total	\$6,101	\$5,558	\$543	\$0	\$0	\$0	\$0	\$0	\$0	\$0

Uses of Funds (in \$000s):	Total Estimated Cost	Prior Expenses	FY 18		FY 19	FY 20	FY 21	FY 22	FY 23	Future
			Carrvforward	Additional						
Administration	\$73	\$73	\$0	\$0	\$0	\$0	\$0	\$0	\$0	\$0
Construction	5,495	5,035	460	0	0	0	0	0	0	0
Design	533	450	83	0	0	0	0	0	0	0
Development	0	0	0	0	0	0	0	0	0	0
Equipment	0	0	0	0	0	0	0	0	0	0
Land/ROW	0	0	0	0	0	0	0	0	0	0
Non-Capital	0	0	0	0	0	0	0	0	0	0
Subtotal FY18			\$543	\$0						
Total	\$6,101	\$5,558	\$543	\$0	\$0	\$0	\$0	\$0	\$0	\$0

PROJECT TITLE:
 FIRE FLOW DEFICIENCY (MASTER PROJECT)
 CIE REQUIREMENTS: Y
 LEVEL OF SERVICE IMPACT: M

PROJECT NUMBER: C31957000
 PROGRAM: WATER ENTERPRISE

PROJECT DESCRIPTION:
 Design and construct water lines for areas that cannot currently support fire flow and add hydrants to meet technical manual standards. Specific areas were identified in a study and will be implemented over a 20 year period.



OPERATING COST IMPACT:
 No significant change in annual operating costs is anticipated.

PROJECT COMPLETION DATE: Ongoing

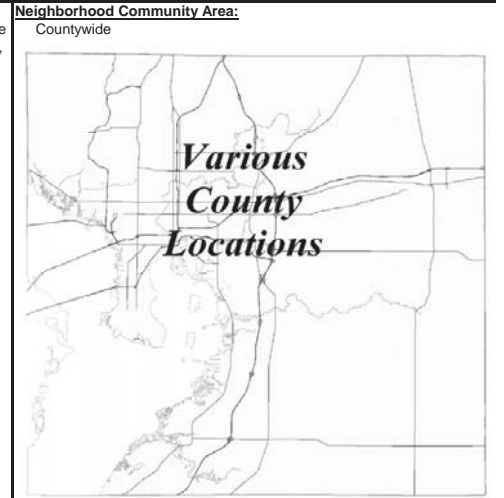
Sources of Funds (in \$000s):	Total Estimated Sources		Prior Revenues		FY 18		FY 19	FY 20	FY 21	FY 22	FY 23	Future
			Carrvforward	Additional								
Enterprise Fees	\$17,385	\$13,466	\$3,920	\$0	\$0	\$0	\$0	\$0	\$0	\$0	\$0	\$0
Financing	6,475	6,186	290	0	0	0	0	0	0	0	0	0
Grants & County Match	0	0	0	0	0	0	0	0	0	0	0	0
Other	0	0	0	0	0	0	0	0	0	0	0	0
Undetermined	0	0	0	0	0	0	0	0	0	0	0	0
Subtotal FY18			\$4,209	\$0								
Total	\$23,861	\$19,651	\$4,209	\$0	\$0	\$0	\$0	\$0	\$0	\$0	\$0	\$0

Uses of Funds (in \$000s):	Total Estimated Cost		Prior Expenses		FY 18		FY 19	FY 20	FY 21	FY 22	FY 23	Future
			Carrvforward	Additional								
Administration	\$214	\$214	\$0	\$0	\$0	\$0	\$0	\$0	\$0	\$0	\$0	\$0
Construction	19,205	15,916	3,290	0	0	0	0	0	0	0	0	0
Design	4,441	3,522	920	0	0	0	0	0	0	0	0	0
Development	0	0	0	0	0	0	0	0	0	0	0	0
Equipment	0	0	0	0	0	0	0	0	0	0	0	0
Land/ROW	0	0	0	0	0	0	0	0	0	0	0	0
Non-Capital	0	0	0	0	0	0	0	0	0	0	0	0
Subtotal FY18			\$4,209	\$0								
Total	\$23,861	\$19,651	\$4,209	\$0	\$0	\$0	\$0	\$0	\$0	\$0	\$0	\$0

PROJECT TITLE:
 FORCEMAIN TRANSMISSION SYSTEM VALVE R&R (MASTER PROJECT)
 CIE REQUIREMENTS: Y
 LEVEL OF SERVICE IMPACT: M

PROJECT NUMBER: C10272000
 PROGRAM: WATER ENTERPRISE

PROJECT DESCRIPTION:
 Replace identified valves in the forcemain transmission system. Valves are identified in a report provided by PUD's Engineering Staff in January 2015, titled "Valve Inspection, Repair, and Exercising Program." The CIP is intended to address only the replacement and rehabilitation of valves.



OPERATING COST IMPACT:
 No significant change in annual operating costs is anticipated.

PROJECT COMPLETION DATE: Ongoing

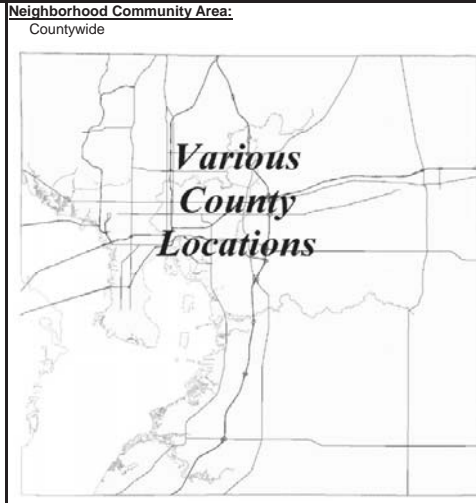
Sources of Funds (in \$000s):	Total Estimated Sources		Prior Revenues		FY 18		FY 19	FY 20	FY 21	FY 22	FY 23	Future
			Carrvforward	Additional								
Enterprise Fees	\$7,000	\$92	\$1,408	\$0	\$0	\$0	\$0	\$0	\$0	\$0	\$0	\$5,500
Financing	0	0	0	0	0	0	0	0	0	0	0	0
Grants & County Match	0	0	0	0	0	0	0	0	0	0	0	0
Other	0	0	0	0	0	0	0	0	0	0	0	0
Undetermined	0	0	0	0	0	0	0	0	0	0	0	0
Subtotal FY18			\$1,408	\$0								
Total	\$7,000	\$92	\$1,408	\$0	\$0	\$0	\$0	\$0	\$0	\$0	\$0	\$5,500

Uses of Funds (in \$000s):	Total Estimated Cost		Prior Expenses		FY 18		FY 19	FY 20	FY 21	FY 22	FY 23	Future
			Carrvforward	Additional								
Administration	\$0	\$0	\$0	\$0	\$0	\$0	\$0	\$0	\$0	\$0	\$0	\$0
Construction	6,508	0	1,008	0	0	0	0	0	0	0	0	5,500
Design	492	92	400	0	0	0	0	0	0	0	0	0
Development	0	0	0	0	0	0	0	0	0	0	0	0
Equipment	0	0	0	0	0	0	0	0	0	0	0	0
Land/ROW	0	0	0	0	0	0	0	0	0	0	0	0
Non-Capital	0	0	0	0	0	0	0	0	0	0	0	0
Subtotal FY18			\$1,408	\$0								
Total	\$7,000	\$92	\$1,408	\$0	\$0	\$0	\$0	\$0	\$0	\$0	\$0	\$5,500

PROJECT TITLE:
FRANCHISE SYSTEMS ACQUISITION AND IMPROVEMENTS (MASTER PROJECT)
 CIE REQUIREMENTS: Y
 LEVEL OF SERVICE IMPACT: M

PROJECT NUMBER: C31988000
 PROGRAM: WATER ENTERPRISE

PROJECT DESCRIPTION:
 Purchase franchise infrastructure and service boundaries with the subsequent design and construction of infrastructure improvements for the service areas.



OPERATING COST IMPACT:
 No significant change in operating cost is anticipated.

PROJECT COMPLETION DATE: Ongoing

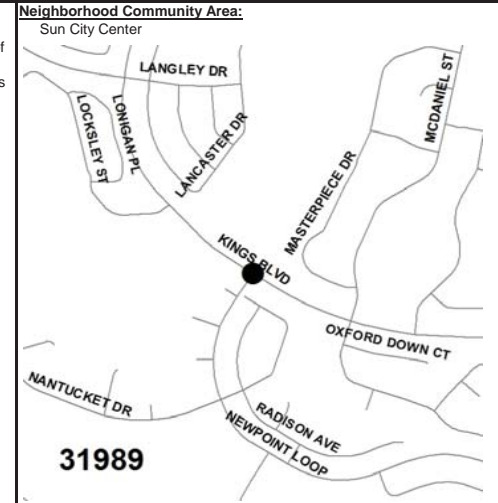
Sources of Funds (in \$000s):	Total Estimated Sources		Prior Revenues		FY 18		FY 19	FY 20	FY 21	FY 22	FY 23	Future
			Carrvforward	Additional								
Enterprise Fees	\$25,554	\$16,739	\$2,815	\$0	\$0	\$0	\$0	\$0	\$0	\$0	\$0	\$6,000
Financing	0	0	0	0	0	0	0	0	0	0	0	0
Grants & County Match	0	0	0	0	0	0	0	0	0	0	0	0
Other	0	0	0	0	0	0	0	0	0	0	0	0
Undetermined	0	0	0	0	0	0	0	0	0	0	0	0
Subtotal FY18			\$2,815	\$0								
Total	\$25,554	\$16,739	\$2,815	\$0	\$0	\$0	\$0	\$0	\$0	\$0	\$0	\$6,000

Uses of Funds (in \$000s):	Total Estimated Cost		Prior Expenses		FY 18		FY 19	FY 20	FY 21	FY 22	FY 23	Future
			Carrvforward	Additional								
Administration	\$36	\$36	\$0	\$0	\$0	\$0	\$0	\$0	\$0	\$0	\$0	\$0
Construction	9,479	2,277	1,202	0	0	0	0	0	0	0	0	6,000
Design	50	50	0	0	0	0	0	0	0	0	0	0
Development	0	0	0	0	0	0	0	0	0	0	0	0
Equipment	61	61	0	0	0	0	0	0	0	0	0	0
Land/ROW	15,928	14,315	1,613	0	0	0	0	0	0	0	0	0
Non-Capital	0	0	0	0	0	0	0	0	0	0	0	0
Subtotal FY18			\$2,815	\$0								
Total	\$25,554	\$16,739	\$2,815	\$0	\$0	\$0	\$0	\$0	\$0	\$0	\$0	\$6,000

PROJECT TITLE:
KINGS POINT POTABLE WATER VALVE INSTALLATION/REPLACEMENT
 CIE REQUIREMENTS: Y
 LEVEL OF SERVICE IMPACT: M

PROJECT NUMBER: C31989000
 PROGRAM: WATER ENTERPRISE

PROJECT DESCRIPTION:
 Install new valves and replace valves that are not currently working. The project will also involve replacing water mains, where needed. Portions of the Kings Point potable water distribution system cannot be isolated because of the lack of valves or because the valves are not working. This results in larger water outages in the event a repair is necessary.



OPERATING COST IMPACT:
 No significant change in operating cost is anticipated.

PROJECT COMPLETION DATE: Mar 2019

Sources of Funds (in \$000s):	Total Estimated Sources		Prior Revenues		FY 18		FY 19	FY 20	FY 21	FY 22	FY 23	Future
			Carrvforward	Additional								
Enterprise Fees	\$1,696	\$198	\$1,098	\$400	\$0	\$0	\$0	\$0	\$0	\$0	\$0	\$0
Financing	0	0	0	0	0	0	0	0	0	0	0	0
Grants & County Match	0	0	0	0	0	0	0	0	0	0	0	0
Other	0	0	0	0	0	0	0	0	0	0	0	0
Undetermined	0	0	0	0	0	0	0	0	0	0	0	0
Subtotal FY18			\$1,098	\$400								
Total	\$1,696	\$198	\$1,098	\$400	\$0	\$0	\$0	\$0	\$0	\$0	\$0	\$0

Uses of Funds (in \$000s):	Total Estimated Cost		Prior Expenses		FY 18		FY 19	FY 20	FY 21	FY 22	FY 23	Future
			Carrvforward	Additional								
Administration	\$11	\$11	\$0	\$0	\$0	\$0	\$0	\$0	\$0	\$0	\$0	\$0
Construction	1,219	122	1,098	0	0	0	0	0	0	0	0	0
Design	465	65	0	400	0	0	0	0	0	0	0	0
Development	0	0	0	0	0	0	0	0	0	0	0	0
Equipment	0	0	0	0	0	0	0	0	0	0	0	0
Land/ROW	0	0	0	0	0	0	0	0	0	0	0	0
Non-Capital	0	0	0	0	0	0	0	0	0	0	0	0
Subtotal FY18			\$1,098	\$400								
Total	\$1,696	\$198	\$1,098	\$400	\$0	\$0	\$0	\$0	\$0	\$0	\$0	\$0

PROJECT TITLE:
LARGE WATER METER REPLACEMENT (MASTER PROJECT)
 CIE REQUIREMENTS: Y
 LEVEL OF SERVICE IMPACT: M

PROJECT NUMBER: C31985000
 PROGRAM: WATER ENTERPRISE

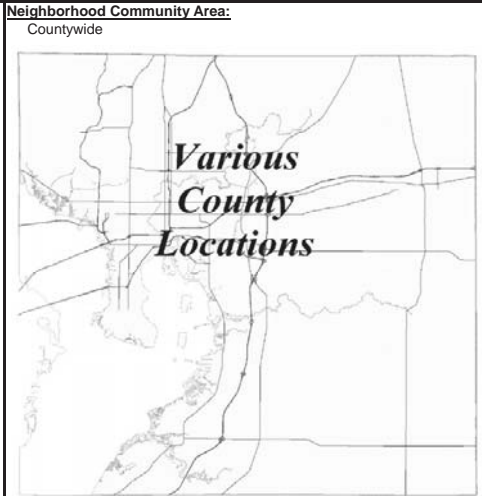
PROJECT DESCRIPTION:
 Replacement of approximately 250 larger, typically commercial potable water meters throughout the Potable Water Distribution System. These existing large water meters have reached the end of their useful service life, are difficult to obtain replacement parts for and many are under recording measured flows. The replacement meters will allow the Water Enterprise to capture potentially lost revenue due to these failing water meters.

OPERATING COST IMPACT:
 No significant change in annual operating costs is anticipated.

PROJECT COMPLETION DATE: Ongoing

Sources of Funds (in \$000s):	Total Estimated Sources		Prior Revenues		FY 18		FY 19	FY 20	FY 21	FY 22	FY 23	Future
			Carrvforward	Additional								
Enterprise Fees	\$3,700	\$1,137	\$2,563	\$0	\$0	\$0	\$0	\$0	\$0	\$0	\$0	\$0
Financing	0	0	0	0	0	0	0	0	0	0	0	0
Grants & County Match	0	0	0	0	0	0	0	0	0	0	0	0
Other	0	0	0	0	0	0	0	0	0	0	0	0
Undetermined	0	0	0	0	0	0	0	0	0	0	0	0
Subtotal FY18			\$2,563	\$0								
Total	\$3,700	\$1,137	\$2,563	\$0	\$0	\$0	\$0	\$0	\$0	\$0	\$0	\$0

Uses of Funds (in \$000s):	Total Estimated Cost		Prior Expenses		FY 18		FY 19	FY 20	FY 21	FY 22	FY 23	Future
			Carrvforward	Additional								
Administration	\$227	\$27	\$200	\$0	\$0	\$0	\$0	\$0	\$0	\$0	\$0	\$0
Construction	2,890	890	2,000	0	0	0	0	0	0	0	0	0
Design	583	220	363	0	0	0	0	0	0	0	0	0
Development	0	0	0	0	0	0	0	0	0	0	0	0
Equipment	0	0	0	0	0	0	0	0	0	0	0	0
Land/ROW	0	0	0	0	0	0	0	0	0	0	0	0
Non-Capital	0	0	0	0	0	0	0	0	0	0	0	0
Subtotal FY18			\$2,563	\$0								
Total	\$3,700	\$1,137	\$2,563	\$0	\$0	\$0	\$0	\$0	\$0	\$0	\$0	\$0



PROJECT TITLE:
LOW PRESSURE SEWER SYSTEM (LPSS) (MASTER PROJECT)
 CIE REQUIREMENTS: Y
 LEVEL OF SERVICE IMPACT: M

PROJECT NUMBER: C10768000
 PROGRAM: WATER ENTERPRISE

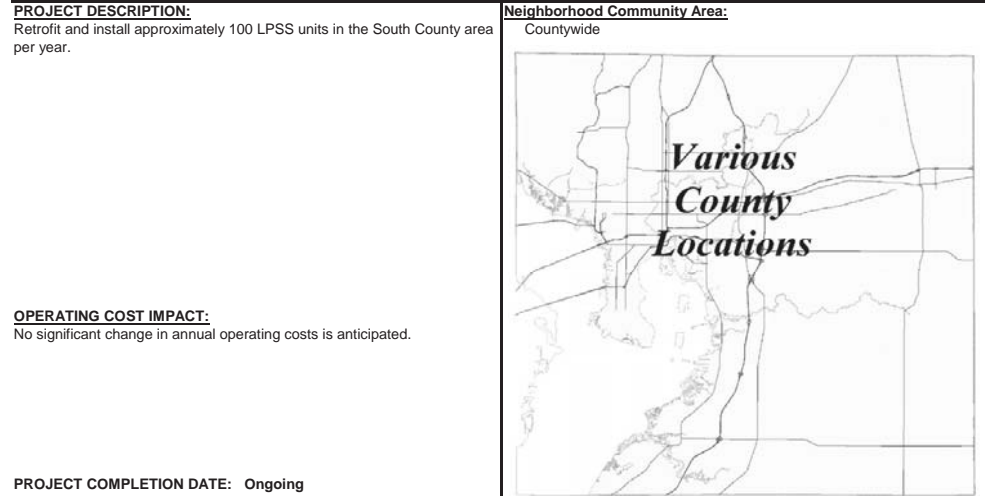
PROJECT DESCRIPTION:
 Retrofit and install approximately 100 LPSS units in the South County area per year.

OPERATING COST IMPACT:
 No significant change in annual operating costs is anticipated.

PROJECT COMPLETION DATE: Ongoing

Sources of Funds (in \$000s):	Total Estimated Sources		Prior Revenues		FY 18		FY 19	FY 20	FY 21	FY 22	FY 23	Future
			Carrvforward	Additional								
Enterprise Fees	\$16,959	\$10,411	\$2,798	\$0	\$750	\$750	\$750	\$750	\$750	\$750	\$0	\$0
Financing	4,247	4,247	0	0	0	0	0	0	0	0	0	0
Grants & County Match	0	0	0	0	0	0	0	0	0	0	0	0
Other	0	0	0	0	0	0	0	0	0	0	0	0
Undetermined	0	0	0	0	0	0	0	0	0	0	0	0
Subtotal FY18			\$2,798	\$0								
Total	\$21,206	\$14,658	\$2,798	\$0	\$750	\$750	\$750	\$750	\$750	\$750	\$0	\$0

Uses of Funds (in \$000s):	Total Estimated Cost		Prior Expenses		FY 18		FY 19	FY 20	FY 21	FY 22	FY 23	Future
			Carrvforward	Additional								
Administration	\$959	\$459	\$0	\$0	\$100	\$100	\$100	\$100	\$100	\$100	\$0	\$0
Construction	20,208	14,160	2,798	0	650	650	650	650	650	650	0	0
Design	38	38	0	0	0	0	0	0	0	0	0	0
Development	0	0	0	0	0	0	0	0	0	0	0	0
Equipment	0	0	0	0	0	0	0	0	0	0	0	0
Land/ROW	0	0	0	0	0	0	0	0	0	0	0	0
Non-Capital	0	0	0	0	0	0	0	0	0	0	0	0
Subtotal FY18			\$2,798	\$0								
Total	\$21,206	\$14,658	\$2,798	\$0	\$750	\$750	\$750	\$750	\$750	\$750	\$0	\$0



PROJECT TITLE:
LPSS PUMP SHOP AND ADMIN
CIE REQUIREMENTS: Y
LEVEL OF SERVICE IMPACT: E

PROJECT NUMBER: C10279000

PROGRAM: WATER ENTERPRISE

PROJECT DESCRIPTION:

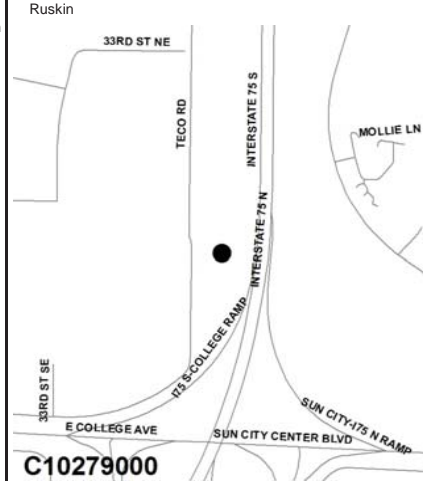
Public Utilities Department (PUD) is in the process of relocating their LPSS/South Pump staff from the South County Solids Building to the North end of our South County Regional AWT Facility property.

OPERATING COST IMPACT:

No significant change in annual operating costs is anticipated.

PROJECT COMPLETION DATE: Dec 2019

Neighborhood Community Area:



Sources of Funds (in \$000s):	Total Estimated Sources	Prior Revenues	FY 18		FY 19	FY 20	FY 21	FY 22	FY 23	Future
			Carrvforward	Additional						
Enterprise Fees	\$1,500	\$0	\$0	\$1,500	\$0	\$0	\$0	\$0	\$0	\$0
Financing	0	0	0	0	0	0	0	0	0	0
Grants & County Match	0	0	0	0	0	0	0	0	0	0
Other	0	0	0	0	0	0	0	0	0	0
Undetermined	0	0	0	0	0	0	0	0	0	0
Subtotal FY18			\$0	\$1,500						
Total	\$1,500	\$0	\$1,500	\$1,500	\$0	\$0	\$0	\$0	\$0	\$0

Uses of Funds (in \$000s):	Total Estimated Cost	Prior Expenses	FY 18		FY 19	FY 20	FY 21	FY 22	FY 23	Future
			Carrvforward	Additional						
Administration	\$200	\$0	\$0	\$200	\$0	\$0	\$0	\$0	\$0	\$0
Construction	1,000	0	0	1,000	0	0	0	0	0	0
Design	300	0	0	300	0	0	0	0	0	0
Development	0	0	0	0	0	0	0	0	0	0
Equipment	0	0	0	0	0	0	0	0	0	0
Land/ROW	0	0	0	0	0	0	0	0	0	0
Non-Capital	0	0	0	0	0	0	0	0	0	0
Subtotal FY18			\$0	\$1,500						
Total	\$1,500	\$0	\$1,500	\$1,500	\$0	\$0	\$0	\$0	\$0	\$0

PROJECT TITLE:
MANHOLE INSPECTION & REHABILITATION PROGRAM (MASTER PROJECT)
CIE REQUIREMENTS: Y
LEVEL OF SERVICE IMPACT: E

PROJECT NUMBER: C10744000

PROGRAM: WATER ENTERPRISE

PROJECT DESCRIPTION:

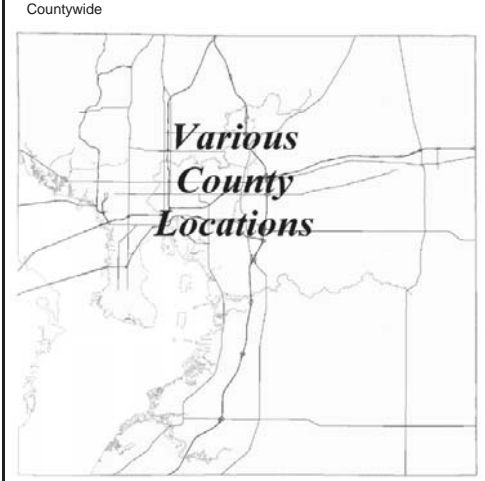
Inspect and repair as necessary the existing 50,000 wastewater manholes over a 10 year period.

OPERATING COST IMPACT:

No significant change in annual operating costs is anticipated.

PROJECT COMPLETION DATE: Ongoing

Neighborhood Community Area:



Sources of Funds (in \$000s):	Total Estimated Sources	Prior Revenues	FY 18		FY 19	FY 20	FY 21	FY 22	FY 23	Future
			Carrvforward	Additional						
Enterprise Fees	\$11,452	\$9,923	\$1,529	\$0	\$0	\$0	\$0	\$0	\$0	\$0
Financing	2,260	2,096	163	0	0	0	0	0	0	0
Grants & County Match	0	0	0	0	0	0	0	0	0	0
Other	0	0	0	0	0	0	0	0	0	0
Undetermined	0	0	0	0	0	0	0	0	0	0
Subtotal FY18			\$1,692	\$0						
Total	\$13,712	\$12,019	\$1,692	\$0	\$0	\$0	\$0	\$0	\$0	\$0

Uses of Funds (in \$000s):	Total Estimated Cost	Prior Expenses	FY 18		FY 19	FY 20	FY 21	FY 22	FY 23	Future
			Carrvforward	Additional						
Administration	\$639	\$639	\$0	\$0	\$0	\$0	\$0	\$0	\$0	\$0
Construction	10,559	9,395	1,163	0	0	0	0	0	0	0
Design	81	0	81	0	0	0	0	0	0	0
Development	0	0	0	0	0	0	0	0	0	0
Equipment	0	0	0	0	0	0	0	0	0	0
Land/ROW	0	0	0	0	0	0	0	0	0	0
Non-Capital	2,433	1,985	448	0	0	0	0	0	0	0
Subtotal FY18			\$1,692	\$0						
Total	\$13,712	\$12,019	\$1,692	\$0	\$0	\$0	\$0	\$0	\$0	\$0

PROJECT TITLE: MISCELLANEOUS WATER/WASTEWATER PROJECTS
 CIE REQUIREMENTS: Y
 LEVEL OF SERVICE IMPACT: M

PROJECT NUMBER: C1300N000

PROGRAM: WATER ENTERPRISE

PROJECT DESCRIPTION:

This project is to be used for oversizing agreements within the Public Utilities Department.

Neighborhood Community Area:

Countywide



OPERATING COST IMPACT:

No significant change in annual operating costs is anticipated.

PROJECT COMPLETION DATE: Ongoing

Sources of Funds (in \$000s):	Total		FY 18		FY 19	FY 20	FY 21	FY 22	FY 23	Future
	Estimated Sources	Prior Revenues	Carrvforward	Additional						
Enterprise Fees	\$19,607	\$19,320	\$288	\$0	\$0	\$0	\$0	\$0	\$0	\$0
Financing	0	0	0	0	0	0	0	0	0	0
Grants & County Match	48	48	0	0	0	0	0	0	0	0
Other	0	0	0	0	0	0	0	0	0	0
Undetermined	0	0	0	0	0	0	0	0	0	0
Subtotal FY18			\$288	\$0						
Total	\$19,655	\$19,368	\$288	\$0	\$0	\$0	\$0	\$0	\$0	\$0

Uses of Funds (in \$000s):	Total		FY 18		FY 19	FY 20	FY 21	FY 22	FY 23	Future
	Estimated Cost	Prior Expenses	Carrvforward	Additional						
Administration	\$13	\$13	\$0	\$0	\$0	\$0	\$0	\$0	\$0	\$0
Construction	11,843	11,556	288	0	0	0	0	0	0	0
Design	350	350	0	0	0	0	0	0	0	0
Development	0	0	0	0	0	0	0	0	0	0
Equipment	445	445	0	0	0	0	0	0	0	0
Land/ROW	1,476	1,476	0	0	0	0	0	0	0	0
Non-Capital	5,529	5,529	0	0	0	0	0	0	0	0
Subtotal FY18			\$288	\$0						
Total	\$19,655	\$19,368	\$288	\$0	\$0	\$0	\$0	\$0	\$0	\$0

PROJECT TITLE: NORTHWEST HILLSBOROUGH AREA RECHARGE PROJECT (NHARP)
 CIE REQUIREMENTS: Y
 LEVEL OF SERVICE IMPACT: E

PROJECT NUMBER: C10238000

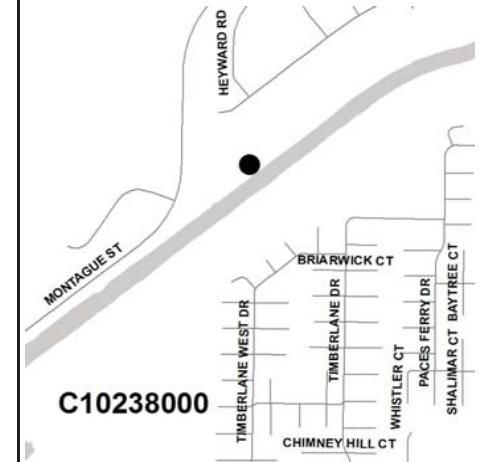
PROGRAM: WATER ENTERPRISE

PROJECT DESCRIPTION:

Design and construction of the Northwest Hillsborough Regional Aquifer Recharge system. The recharge system will be located at the Northwest Dechlorination Facility (NWDF) and will include an exploratory well and associated monitoring wells. The project includes preparation of bid documents, bidding the work to a qualified driller, oversight services, construction of wells, re-permitting the wells to allow commencement of recharge activities, and well completion reports.

Neighborhood Community Area:

Keystone Odessa



OPERATING COST IMPACT:

No significant change in annual operating costs is anticipated.

PROJECT COMPLETION DATE: Apr 2019

Sources of Funds (in \$000s):	Total		FY 18		FY 19	FY 20	FY 21	FY 22	FY 23	Future
	Estimated Sources	Prior Revenues	Carrvforward	Additional						
Enterprise Fees	\$3,750	\$1,777	\$1,973	\$0	\$0	\$0	\$0	\$0	\$0	\$0
Financing	0	0	0	0	0	0	0	0	0	0
Grants & County Match	0	0	0	0	0	0	0	0	0	0
Other	0	0	0	0	0	0	0	0	0	0
Undetermined	0	0	0	0	0	0	0	0	0	0
Subtotal FY18			\$1,973	\$0						
Total	\$3,750	\$1,777	\$1,973	\$0	\$0	\$0	\$0	\$0	\$0	\$0

Uses of Funds (in \$000s):	Total		FY 18		FY 19	FY 20	FY 21	FY 22	FY 23	Future
	Estimated Cost	Prior Expenses	Carrvforward	Additional						
Administration	\$19	\$19	\$0	\$0	\$0	\$0	\$0	\$0	\$0	\$0
Construction	3,388	1,415	1,973	0	0	0	0	0	0	0
Design	343	343	0	0	0	0	0	0	0	0
Development	0	0	0	0	0	0	0	0	0	0
Equipment	0	0	0	0	0	0	0	0	0	0
Land/ROW	0	0	0	0	0	0	0	0	0	0
Non-Capital	0	0	0	0	0	0	0	0	0	0
Subtotal FY18			\$1,973	\$0						
Total	\$3,750	\$1,777	\$1,973	\$0	\$0	\$0	\$0	\$0	\$0	\$0

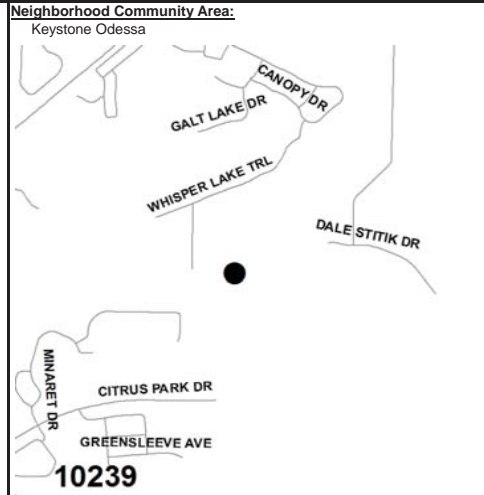
PROJECT TITLE:
 NORTHWEST RWRP SYSTEM IMPROVEMENTS
 CIE REQUIREMENTS: Y
 LEVEL OF SERVICE IMPACT: M

PROJECT NUMBER: C10239000
 PROGRAM: WATER ENTERPRISE

PROJECT DESCRIPTION:
 Design, permit and construct improvements to the Northwest Regional Water Reclamation Facility. The current facility is permitted to treat 10.0 million gallons per day. The anticipated improvements will increase the permitted capacity to 30.0 million gallons per day. This permitted capacity allows for one full treatment train to be out of service for maintenance and operational flexibility. Improvements are essential to long-term environmental needs and the necessary decommissioning of the River Oaks and Dale Mabry Wastewater Treatment Plants.

OPERATING COST IMPACT:
 No significant change in annual operating costs is anticipated.

PROJECT COMPLETION DATE: Dec 2020



Sources of Funds (in \$000s):	Total Estimated Sources		Prior Revenues		FY 18		FY 19	FY 20	FY 21	FY 22	FY 23	Future
			Carrvforward	Additional								
Enterprise Fees	\$13,015	\$5,830	\$7,185	\$0	\$0	\$0	\$0	\$0	\$0	\$0	\$0	\$0
Financing	175,500	40,697	134,803	0	0	0	0	0	0	0	0	0
Grants & County Match	0	0	0	0	0	0	0	0	0	0	0	0
Other	0	0	0	0	0	0	0	0	0	0	0	0
Undetermined	0	0	0	0	0	0	0	0	0	0	0	0
Subtotal FY18			\$141,988	\$0								
Total	\$188,515	\$46,527	\$141,988	\$0	\$0	\$0	\$0	\$0	\$0	\$0	\$0	\$0

Uses of Funds (in \$000s):	Total Estimated Cost		Prior Expenses		FY 18	FY 19	FY 20	FY 21	FY 22	FY 23	Future
			Carrvforward	Additional							
Administration	\$40	\$40	\$0	\$0	\$0	\$0	\$0	\$0	\$0	\$0	\$0
Construction	184,946	42,958	141,988	0	0	0	0	0	0	0	0
Design	3,492	3,492	0	0	0	0	0	0	0	0	0
Development	37	37	0	0	0	0	0	0	0	0	0
Equipment	0	0	0	0	0	0	0	0	0	0	0
Land/ROW	0	0	0	0	0	0	0	0	0	0	0
Non-Capital	0	0	0	0	0	0	0	0	0	0	0
Subtotal FY18			\$141,988	\$0							
Total	\$188,515	\$46,527	\$141,988	\$0	\$0	\$0	\$0	\$0	\$0	\$0	\$0

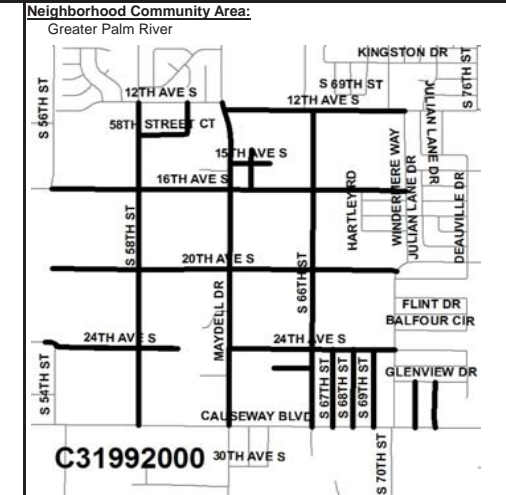
PROJECT TITLE:
 PALM RIVER UTILITY EXPANSION PROGRAM
 CIE REQUIREMENTS: Y
 LEVEL OF SERVICE IMPACT: F

PROJECT NUMBER: C31992000
 PROGRAM: WATER ENTERPRISE

PROJECT DESCRIPTION:
 Design and construct utility infrastructure for the Palm River area.

OPERATING COST IMPACT:
 No significant change in operating cost is anticipated.

PROJECT COMPLETION DATE: Sep 2021



Sources of Funds (in \$000s):	Total Estimated Sources		Prior Revenues		FY 18		FY 19	FY 20	FY 21	FY 22	FY 23	Future
			Carrvforward	Additional								
Enterprise Fees	\$10,500	\$1,752	\$8,748	\$0	\$0	\$0	\$0	\$0	\$0	\$0	\$0	\$0
Financing	0	0	0	0	0	0	0	0	0	0	0	0
Grants & County Match	2,500	0	2,500	0	0	0	0	0	0	0	0	0
Other	0	0	0	0	0	0	0	0	0	0	0	0
Undetermined	0	0	0	0	0	0	0	0	0	0	0	0
Subtotal FY18			\$11,248	\$0								
Total	\$13,000	\$1,752	\$11,248	\$0	\$0	\$0	\$0	\$0	\$0	\$0	\$0	\$0

Uses of Funds (in \$000s):	Total Estimated Cost		Prior Expenses		FY 18	FY 19	FY 20	FY 21	FY 22	FY 23	Future
			Carrvforward	Additional							
Administration	\$25	\$25	\$0	\$0	\$0	\$0	\$0	\$0	\$0	\$0	\$0
Construction	11,535	1,035	10,500	0	0	0	0	0	0	0	0
Design	1,440	692	748	0	0	0	0	0	0	0	0
Development	0	0	0	0	0	0	0	0	0	0	0
Equipment	0	0	0	0	0	0	0	0	0	0	0
Land/ROW	0	0	0	0	0	0	0	0	0	0	0
Non-Capital	0	0	0	0	0	0	0	0	0	0	0
Subtotal FY18			\$11,248	\$0							
Total	\$13,000	\$1,752	\$11,248	\$0	\$0	\$0	\$0	\$0	\$0	\$0	\$0

PROJECT TITLE: POTABLE WATER TREATMENT PLANT R&R (MASTER PROJECT)
 CIE REQUIREMENTS: Y
 LEVEL OF SERVICE IMPACT: M

PROJECT NUMBER: C30116000

PROGRAM: WATER ENTERPRISE

PROJECT DESCRIPTION:
 Perform renewal and replacement project of approximately \$100,000-\$150,000 each at the Water Treatment facilities including Lithia, Fawn Ridge, Lake Park and the Manors of Crystal Lake.

Neighborhood Community Area:
 Countywide



OPERATING COST IMPACT:
 No significant change in annual operating costs is anticipated.

PROJECT COMPLETION DATE: Ongoing

Sources of Funds (in \$000s):	Total Estimated Sources		Prior Revenues		FY 18		FY 19	FY 20	FY 21	FY 22	FY 23	Future
			Carrvforward	Additional								
Enterprise Fees	\$17,408	\$9,910	\$4,198	\$550	\$550	\$550	\$550	\$550	\$550	\$550	\$0	
Financing	2,918	2,918	0	0	0	0	0	0	0	0	0	
Grants & County Match	0	0	0	0	0	0	0	0	0	0	0	
Other	0	0	0	0	0	0	0	0	0	0	0	
Undetermined	0	0	0	0	0	0	0	0	0	0	0	
Subtotal FY18			\$4,198	\$550								
Total	\$20,326	\$12,828	\$4,748	\$550	\$550	\$550	\$550	\$550	\$550	\$550	\$0	

Uses of Funds (in \$000s):	Total Estimated Cost		Prior Expenses		FY 18		FY 19	FY 20	FY 21	FY 22	FY 23	Future
			Carrvforward	Additional								
Administration	\$899	\$899	\$0	\$0	\$0	\$0	\$0	\$0	\$0	\$0	\$0	\$0
Construction	16,137	8,839	3,998	550	550	550	550	550	550	550	0	0
Design	2,363	2,163	200	0	0	0	0	0	0	0	0	0
Development	0	0	0	0	0	0	0	0	0	0	0	0
Equipment	539	539	0	0	0	0	0	0	0	0	0	0
Land/ROW	0	0	0	0	0	0	0	0	0	0	0	0
Non-Capital	388	388	0	0	0	0	0	0	0	0	0	0
Subtotal FY18			\$4,198	\$550								
Total	\$20,326	\$12,828	\$4,748	\$550	\$550	\$550	\$550	\$550	\$550	\$550	\$0	

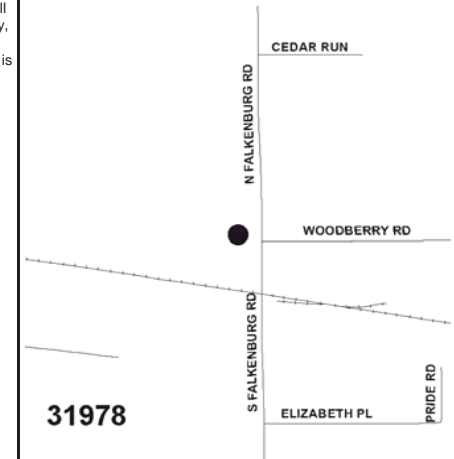
PROJECT TITLE: PUBLIC UTILITIES SCADA NETWORK AND SUPPORT (MASTER PROJECT)
 CIE REQUIREMENTS: Y
 LEVEL OF SERVICE IMPACT: E

PROJECT NUMBER: C31978000

PROGRAM: WATER ENTERPRISE

PROJECT DESCRIPTION:
 Design and construct a facility to centralize command and control of the Public Utilities Department water and wastewater facilities. This facility will include all necessary support structure, communications, interconnectivity, and uplinks to all water and wastewater SCADA systems to allow remote 24 hour operation during normal and emergency operations. This project is required to provide Public Utilities a facility to utilize for centralized command and control of our water and wastewater treatment plants and pumping stations on a 24-hour basis as well as provide a command and control facility for recovery operations following an emergency situation.

Neighborhood Community Area:
 Brandon



OPERATING COST IMPACT:
 Operating cost impact is estimated to be \$50,000 per year.

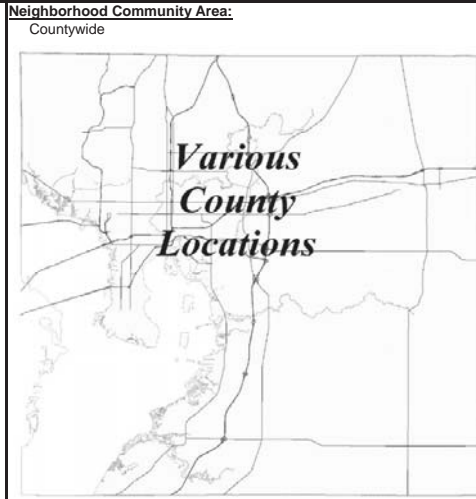
PROJECT COMPLETION DATE: Ongoing

Sources of Funds (in \$000s):	Total Estimated Sources		Prior Revenues		FY 18		FY 19	FY 20	FY 21	FY 22	FY 23	Future
			Carrvforward	Additional								
Enterprise Fees	\$4,729	\$2,778	\$1,951	\$0	\$0	\$0	\$0	\$0	\$0	\$0	\$0	\$0
Financing	502	502	0	0	0	0	0	0	0	0	0	0
Grants & County Match	0	0	0	0	0	0	0	0	0	0	0	0
Other	0	0	0	0	0	0	0	0	0	0	0	0
Undetermined	0	0	0	0	0	0	0	0	0	0	0	0
Subtotal FY18			\$1,951	\$0								
Total	\$5,231	\$3,281	\$1,951	\$0	\$0	\$0	\$0	\$0	\$0	\$0	\$0	\$0

Uses of Funds (in \$000s):	Total Estimated Cost		Prior Expenses		FY 18		FY 19	FY 20	FY 21	FY 22	FY 23	Future
			Carrvforward	Additional								
Administration	\$26	\$26	\$0	\$0	\$0	\$0	\$0	\$0	\$0	\$0	\$0	\$0
Construction	3,289	1,338	1,951	0	0	0	0	0	0	0	0	0
Design	1,252	1,252	0	0	0	0	0	0	0	0	0	0
Development	86	86	0	0	0	0	0	0	0	0	0	0
Equipment	578	578	0	0	0	0	0	0	0	0	0	0
Land/ROW	0	0	0	0	0	0	0	0	0	0	0	0
Non-Capital	0	0	0	0	0	0	0	0	0	0	0	0
Subtotal FY18			\$1,951	\$0								
Total	\$5,231	\$3,281	\$1,951	\$0	\$0	\$0	\$0	\$0	\$0	\$0	\$0	\$0

PROJECT TITLE: RECLAIMED WATER PUMP STATION & REMOTE TELEMETRY MONITORING (MASTER PROJECT)
 PROJECT NUMBER: C10795000
 CIE REQUIREMENTS: Y
 LEVEL OF SERVICE IMPACT: M
 PROGRAM: WATER ENTERPRISE

PROJECT DESCRIPTION:
 Renovation / replacement of outdated equipment that fails at reclaimed water pumping stations and at remote sites used for monitoring and controlling reclaimed water system operation.



OPERATING COST IMPACT:
 No significant change in annual operating costs is anticipated.

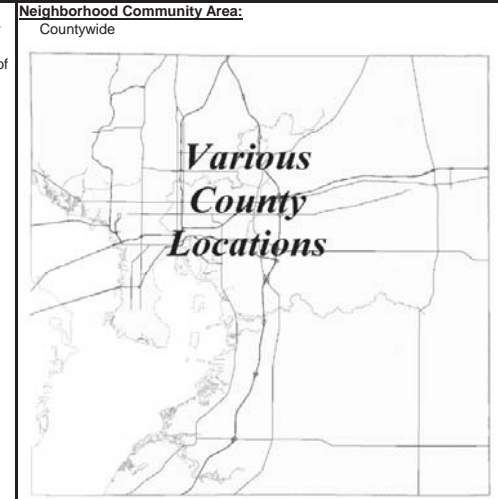
PROJECT COMPLETION DATE: Ongoing

Sources of Funds (in \$000s):	Total		FY 18		FY 19	FY 20	FY 21	FY 22	FY 23	Future
	Estimated Sources	Prior Revenues	Carrvforward	Additional						
Enterprise Fees	\$3,604	\$1,720	\$1,884	\$0	\$0	\$0	\$0	\$0	\$0	\$0
Financing	589	589	0	0	0	0	0	0	0	0
Grants & County Match	0	0	0	0	0	0	0	0	0	0
Other	0	0	0	0	0	0	0	0	0	0
Undetermined	0	0	0	0	0	0	0	0	0	0
Subtotal FY18			\$1,884	\$0						
Total	\$4,193	\$2,308	\$1,884	\$0	\$0	\$0	\$0	\$0	\$0	\$0

Uses of Funds (in \$000s):	Total		FY 18		FY 19	FY 20	FY 21	FY 22	FY 23	Future
	Estimated Cost	Prior Expenses	Carrvforward	Additional						
Administration	\$194	\$94	\$100	\$0	\$0	\$0	\$0	\$0	\$0	\$0
Construction	3,604	1,820	1,784	0	0	0	0	0	0	0
Design	265	265	0	0	0	0	0	0	0	0
Development	6	6	0	0	0	0	0	0	0	0
Equipment	123	123	0	0	0	0	0	0	0	0
Land/ROW	0	0	0	0	0	0	0	0	0	0
Non-Capital	0	0	0	0	0	0	0	0	0	0
Subtotal FY18			\$1,884	\$0						
Total	\$4,193	\$2,308	\$1,884	\$0	\$0	\$0	\$0	\$0	\$0	\$0

PROJECT TITLE: RECLAIMED WATER TRANSMISSION MAIN EXTENSIONS TO NEW AND EXISTING CUSTOMERS
 PROJECT NUMBER: C19017000
 CIE REQUIREMENTS: Y
 LEVEL OF SERVICE IMPACT: E,F
 PROGRAM: WATER ENTERPRISE

PROJECT DESCRIPTION:
 Design and construction of RWTM's to serve new developments or major users, to serve existing developments with approved RWIU's, and to improve service to existing customers. This can include the construction of metering assemblies for major users.



OPERATING COST IMPACT:
 Operating cost is estimated to be \$1,200 per year.

PROJECT COMPLETION DATE: Ongoing

Sources of Funds (in \$000s):	Total		FY 18		FY 19	FY 20	FY 21	FY 22	FY 23	Future
	Estimated Sources	Prior Revenues	Carrvforward	Additional						
Enterprise Fees	\$2,648	\$1,645	\$1,003	\$0	\$0	\$0	\$0	\$0	\$0	\$0
Financing	0	0	0	0	0	0	0	0	0	0
Grants & County Match	0	0	0	0	0	0	0	0	0	0
Other	0	0	0	0	0	0	0	0	0	0
Undetermined	0	0	0	0	0	0	0	0	0	0
Subtotal FY18			\$1,003	\$0						
Total	\$2,648	\$1,645	\$1,003	\$0	\$0	\$0	\$0	\$0	\$0	\$0

Uses of Funds (in \$000s):	Total		FY 18		FY 19	FY 20	FY 21	FY 22	FY 23	Future
	Estimated Cost	Prior Expenses	Carrvforward	Additional						
Administration	\$297	\$250	\$47	\$0	\$0	\$0	\$0	\$0	\$0	\$0
Construction	2,083	1,181	903	0	0	0	0	0	0	0
Design	244	194	50	0	0	0	0	0	0	0
Development	3	3	3	0	0	0	0	0	0	0
Equipment	0	0	0	0	0	0	0	0	0	0
Land/ROW	21	21	0	0	0	0	0	0	0	0
Non-Capital	0	0	0	0	0	0	0	0	0	0
Subtotal FY18			\$1,003	\$0						
Total	\$2,648	\$1,645	\$1,003	\$0	\$0	\$0	\$0	\$0	\$0	\$0

PROJECT TITLE:
REGIONAL WASTEWATER TREATMENT PLANT R&R (MASTER PROJECT)
CIE REQUIREMENTS: Y
LEVEL OF SERVICE IMPACT: M

PROJECT NUMBER: C10745000
PROGRAM: WATER ENTERPRISE

PROJECT DESCRIPTION:
Perform renewal and replacement projects of approximately \$100,000 each at the 7 Regional Wastewater Treatment Plants.

Neighborhood Community Area:
Countywide



OPERATING COST IMPACT:
No significant change in annual operating costs is anticipated.

PROJECT COMPLETION DATE: Ongoing

Sources of Funds (in \$000s):	Total Estimated Sources	Prior Revenues	FY 18		FY 19	FY 20	FY 21	FY 22	FY 23	Future
			Carrvforward	Additional						
Enterprise Fees	\$42,650	\$31,110	\$3,686	\$1,500	\$1,271	\$1,271	\$1,271	\$1,271	\$1,271	\$0
Financing	12,955	12,383	571	0	0	0	0	0	0	0
Grants & County Match	0	0	0	0	0	0	0	0	0	0
Other	0	0	0	0	0	0	0	0	0	0
Undetermined	0	0	0	0	0	0	0	0	0	0
Subtotal FY18			\$4,257	\$1,500						
Total	\$55,605	\$43,493	\$5,757		\$1,271	\$1,271	\$1,271	\$1,271	\$1,271	\$0

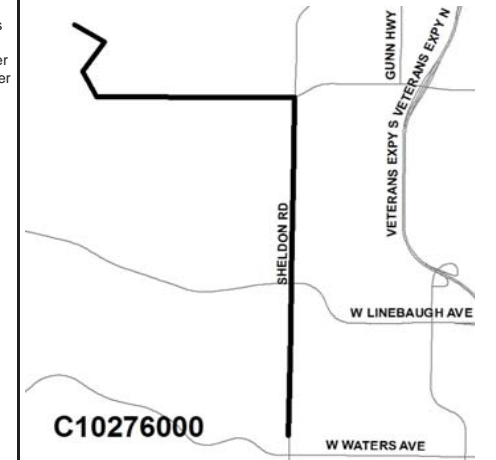
Uses of Funds (in \$000s):	Total Estimated Cost	Prior Expenses	FY 18		FY 19	FY 20	FY 21	FY 22	FY 23	Future
			Carrvforward	Additional						
Administration	\$1,774	\$1,774	\$0	\$0	\$0	\$0	\$0	\$0	\$0	\$0
Construction	43,428	34,457	2,971	1,000	1,000	1,000	1,000	1,000	1,000	0
Design	4,635	3,495	286	500	71	71	71	71	71	0
Development	4	4	0	0	0	0	0	0	0	0
Equipment	4,440	2,440	1,000	0	200	200	200	200	200	0
Land/ROW	0	0	0	0	0	0	0	0	0	0
Non-Capital	1,323	1,323	0	0	0	0	0	0	0	0
Subtotal FY18			\$4,257	\$1,500						
Total	\$55,605	\$43,493	\$5,757		\$1,271	\$1,271	\$1,271	\$1,271	\$1,271	\$0

PROJECT TITLE:
RIVER OAKS DIVERSION FORCEMAIN (RO TO NWRWRF) AND PUMP STATION
CIE REQUIREMENTS: Y
LEVEL OF SERVICE IMPACT: M

PROJECT NUMBER: C10276000
PROGRAM: WATER ENTERPRISE

PROJECT DESCRIPTION:
This project diverts wastewater flow from the River Oaks Wastewater Treatment Plant to the Northwest Regional Water Reclamation Facility, decommissions & demolishes the River Oaks Plant, and then repurposes the plant site to a greenfield condition. The project includes the design, permitting and construction of a forcemain and pumping station to transfer wastewater flow from the River Oaks site to the Northwest Regional Water Reclamation Facility. Improvements are essential to meeting long-term environmental needs and decommissioning of the River Oaks plant.

Neighborhood Community Area:
Northwest Hillsborough



OPERATING COST IMPACT:
No significant change in annual operating costs is anticipated.

PROJECT COMPLETION DATE: Sep 2020

Sources of Funds (in \$000s):	Total Estimated Sources	Prior Revenues	FY 18		FY 19	FY 20	FY 21	FY 22	FY 23	Future
			Carrvforward	Additional						
Enterprise Fees	\$4,174	\$432	\$3,742	\$0	\$0	\$0	\$0	\$0	\$0	\$0
Financing	28,000	0	28,000	0	0	0	0	0	0	0
Grants & County Match	0	0	0	0	0	0	0	0	0	0
Other	0	0	0	0	0	0	0	0	0	0
Undetermined	0	0	0	0	0	0	0	0	0	0
Subtotal FY18			\$31,742	\$0						
Total	\$32,174	\$432	\$31,742	\$0	\$0	\$0	\$0	\$0	\$0	\$0

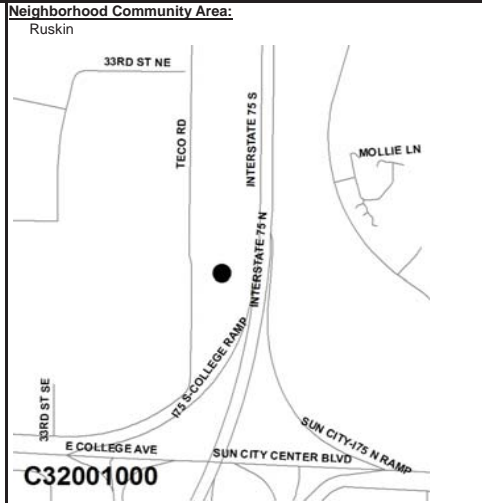
Uses of Funds (in \$000s):	Total Estimated Cost	Prior Expenses	FY 18		FY 19	FY 20	FY 21	FY 22	FY 23	Future
			Carrvforward	Additional						
Administration	\$0	\$0	\$0	\$0	\$0	\$0	\$0	\$0	\$0	\$0
Construction	32,173	432	31,742	0	0	0	0	0	0	0
Design	0	0	0	0	0	0	0	0	0	0
Development	0	0	0	0	0	0	0	0	0	0
Equipment	0	0	0	0	0	0	0	0	0	0
Land/ROW	0	0	0	0	0	0	0	0	0	0
Non-Capital	0	0	0	0	0	0	0	0	0	0
Subtotal FY18			\$31,742	\$0						
Total	\$32,174	\$432	\$31,742	\$0	\$0	\$0	\$0	\$0	\$0	\$0

PROJECT TITLE: SOUTH COUNTY POTABLE REPUMP STATION EXPANSION (INCLUDES TANK AND PUMPS)
 PROJECT NUMBER: C32001000
 CIE REQUIREMENTS: Y
 LEVEL OF SERVICE IMPACT: E
 PROGRAM: WATER ENTERPRISE

PROJECT DESCRIPTION:
 Expand existing pump station capacity by adding one 3 million gallon storage tank and two additional high service pumps.

OPERATING COST IMPACT:
 No significant change in annual operating costs anticipated.

PROJECT COMPLETION DATE: May 2021



Sources of Funds (in \$000s):	Total Estimated Sources	Prior Revenues	FY 18		FY 19	FY 20	FY 21	FY 22	FY 23	Future
			Carrvforward	Additional						
Enterprise Fees	\$3,000	\$0	\$0	\$0	\$3,000	\$0	\$0	\$0	\$0	\$0
Financing	0	0	0	0	0	0	0	0	0	0
Grants & County Match	0	0	0	0	0	0	0	0	0	0
Other	0	0	0	0	0	0	0	0	0	0
Undetermined	0	0	0	0	0	0	0	0	0	0
Subtotal FY18			\$0	\$0						
Total	\$3,000	\$0	\$0	\$0	\$3,000	\$0	\$0	\$0	\$0	\$0

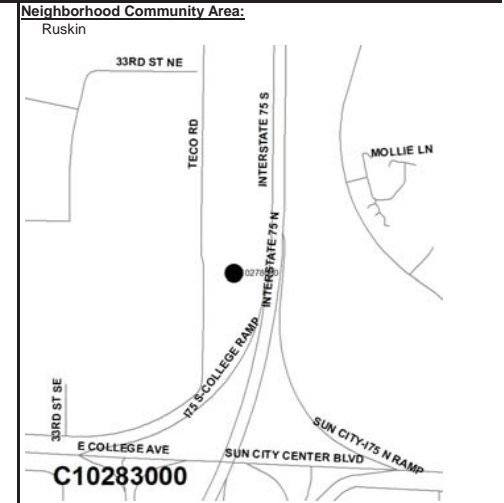
Uses of Funds (in \$000s):	Total Estimated Cost	Prior Expenses	FY 18		FY 19	FY 20	FY 21	FY 22	FY 23	Future
			Carrvforward	Additional						
Administration	\$200	\$0	\$0	\$0	\$200	\$0	\$0	\$0	\$0	\$0
Construction	2,500	0	0	0	2,500	0	0	0	0	0
Design	300	0	0	0	300	0	0	0	0	0
Development	0	0	0	0	0	0	0	0	0	0
Equipment	0	0	0	0	0	0	0	0	0	0
Land/ROW	0	0	0	0	0	0	0	0	0	0
Non-Capital	0	0	0	0	0	0	0	0	0	0
Subtotal FY18			\$0	\$0						
Total	\$3,000	\$0	\$0	\$0	\$3,000	\$0	\$0	\$0	\$0	\$0

PROJECT TITLE: SOUTH COUNTY RECLAIMED PUMP STATION EXPANSION
 PROJECT NUMBER: C10283000
 CIE REQUIREMENTS: Y
 LEVEL OF SERVICE IMPACT: E
 PROGRAM: WATER ENTERPRISE

PROJECT DESCRIPTION:
 Expand existing pump station capacity by adding larger pumps and modifying yard piping to accommodate increased pumping.

OPERATING COST IMPACT:
 No significant change in annual operating costs anticipated.

PROJECT COMPLETION DATE: May 2021



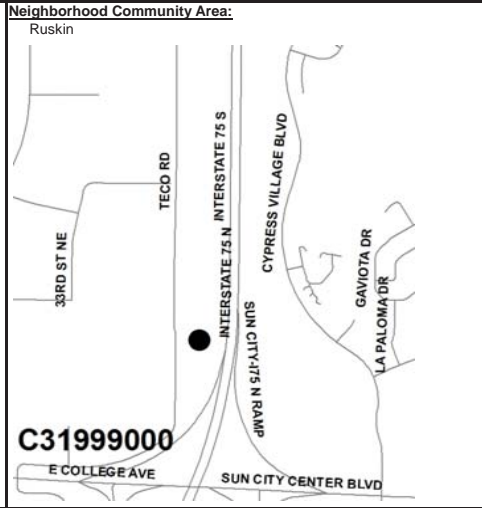
Sources of Funds (in \$000s):	Total Estimated Sources	Prior Revenues	FY 18		FY 19	FY 20	FY 21	FY 22	FY 23	Future
			Carrvforward	Additional						
Enterprise Fees	\$2,000	\$0	\$0	\$0	\$2,000	\$0	\$0	\$0	\$0	\$0
Financing	0	0	0	0	0	0	0	0	0	0
Grants & County Match	0	0	0	0	0	0	0	0	0	0
Other	0	0	0	0	0	0	0	0	0	0
Undetermined	0	0	0	0	0	0	0	0	0	0
Subtotal FY18			\$0	\$0						
Total	\$2,000	\$0	\$0	\$0	\$2,000	\$0	\$0	\$0	\$0	\$0

Uses of Funds (in \$000s):	Total Estimated Cost	Prior Expenses	FY 18		FY 19	FY 20	FY 21	FY 22	FY 23	Future
			Carrvforward	Additional						
Administration	\$200	\$0	\$0	\$0	\$200	\$0	\$0	\$0	\$0	\$0
Construction	1,500	0	0	0	1,500	0	0	0	0	0
Design	300	0	0	0	300	0	0	0	0	0
Development	0	0	0	0	0	0	0	0	0	0
Equipment	0	0	0	0	0	0	0	0	0	0
Land/ROW	0	0	0	0	0	0	0	0	0	0
Non-Capital	0	0	0	0	0	0	0	0	0	0
Subtotal FY18			\$0	\$0						
Total	\$2,000	\$0	\$0	\$0	\$2,000	\$0	\$0	\$0	\$0	\$0

PROJECT TITLE:
SOUTH COUNTY REPUMP STATION CHEMICAL ADDITION AND YARD PIPING
CIE REQUIREMENTS: Y
LEVEL OF SERVICE IMPACT: E

PROJECT NUMBER: C31999000
PROGRAM: WATER ENTERPRISE

PROJECT DESCRIPTION:
This project consists of the addition of chemical feed systems and yard piping to the South County Potable Water Repump Station. This project is needed to increase chloramine residual in the southern portion of the service area.



OPERATING COST IMPACT:
No significant change in annual operating costs is anticipated.

PROJECT COMPLETION DATE: Dec 2019

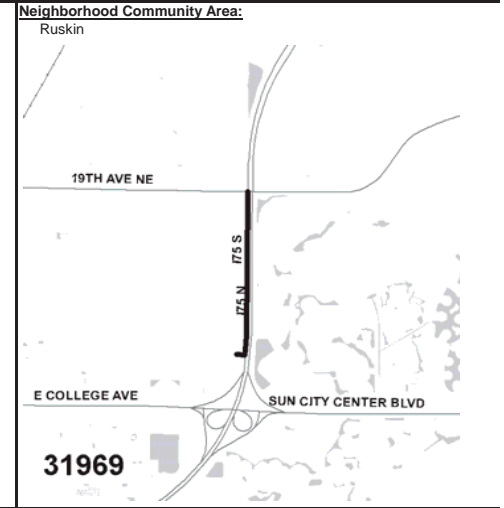
Sources of Funds (in \$000s):	Total Estimated Sources		Prior Revenues		FY 18	FY 19	FY 20	FY 21	FY 22	FY 23	Future
			Carrforward	Additional							
Enterprise Fees	\$1,550	\$35	\$765	\$750	\$0	\$0	\$0	\$0	\$0	\$0	\$0
Financing	0	0	0	0	0	0	0	0	0	0	0
Grants & County Match	0	0	0	0	0	0	0	0	0	0	0
Other	0	0	0	0	0	0	0	0	0	0	0
Undetermined	0	0	0	0	0	0	0	0	0	0	0
Subtotal FY18			\$765	\$750							
Total	\$1,550	\$35	\$1,515	\$750	\$0	\$0	\$0	\$0	\$0	\$0	\$0

Uses of Funds (in \$000s):	Total Estimated Cost		Prior Expenses		FY 18	FY 19	FY 20	FY 21	FY 22	FY 23	Future
			Carrforward	Additional							
Administration	\$0	\$0	\$0	\$0	\$0	\$0	\$0	\$0	\$0	\$0	\$0
Construction	1,000	0	250	750	0	0	0	0	0	0	0
Design	550	35	515	0	0	0	0	0	0	0	0
Development	0	0	0	0	0	0	0	0	0	0	0
Equipment	0	0	0	0	0	0	0	0	0	0	0
Land/ROW	0	0	0	0	0	0	0	0	0	0	0
Non-Capital	0	0	0	0	0	0	0	0	0	0	0
Subtotal FY18			\$765	\$750							
Total	\$1,550	\$35	\$1,515	\$750	\$0	\$0	\$0	\$0	\$0	\$0	\$0

PROJECT TITLE:
SOUTH COUNTY WATER REPUMP STATION WATER TRANSMISSION MAIN TO 19TH AVE
CIE REQUIREMENTS: Y
LEVEL OF SERVICE IMPACT: E

PROJECT NUMBER: C31969000
PROGRAM: WATER ENTERPRISE

PROJECT DESCRIPTION:
Design and construct approximately 7,000 linear feet of 30-inch potable water transmission main connecting the South County Water Repump Station to the existing water distribution system at 19th Avenue and I-75. This project will improve level of service for both the Ruskin and Sun City Center communities. Additional demands in this area require additional supplies and pressures in order to maintain minimum service levels to County residents.



OPERATING COST IMPACT:
No significant change in annual operating costs is anticipated.

PROJECT COMPLETION DATE: Jun 2019

Sources of Funds (in \$000s):	Total Estimated Sources		Prior Revenues		FY 18	FY 19	FY 20	FY 21	FY 22	FY 23	Future
			Carrforward	Additional							
Enterprise Fees	\$6,750	\$851	\$5,899	\$0	\$0	\$0	\$0	\$0	\$0	\$0	\$0
Financing	0	0	0	0	0	0	0	0	0	0	0
Grants & County Match	0	0	0	0	0	0	0	0	0	0	0
Other	0	0	0	0	0	0	0	0	0	0	0
Undetermined	0	0	0	0	0	0	0	0	0	0	0
Subtotal FY18			\$5,899	\$0							
Total	\$6,750	\$851	\$5,899	\$0	\$0	\$0	\$0	\$0	\$0	\$0	\$0

Uses of Funds (in \$000s):	Total Estimated Cost		Prior Expenses		FY 18	FY 19	FY 20	FY 21	FY 22	FY 23	Future
			Carrforward	Additional							
Administration	\$14	\$14	\$0	\$0	\$0	\$0	\$0	\$0	\$0	\$0	\$0
Construction	5,381	381	5,000	0	0	0	0	0	0	0	0
Design	1,355	457	899	0	0	0	0	0	0	0	0
Development	0	0	0	0	0	0	0	0	0	0	0
Equipment	0	0	0	0	0	0	0	0	0	0	0
Land/ROW	0	0	0	0	0	0	0	0	0	0	0
Non-Capital	0	0	0	0	0	0	0	0	0	0	0
Subtotal FY18			\$5,899	\$0							
Total	\$6,750	\$851	\$5,899	\$0	\$0	\$0	\$0	\$0	\$0	\$0	\$0

PROJECT TITLE: SOUTH COUNTY WWTP EXPANSION PROJECT
 CIE REQUIREMENTS: Y
 LEVEL OF SERVICE IMPACT: F

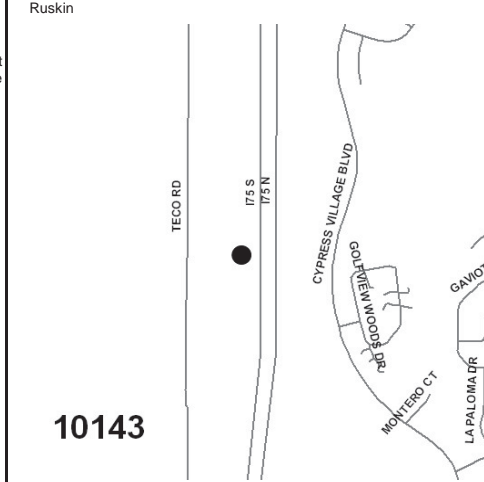
PROJECT NUMBER: C10143000
 PROGRAM: WATER ENTERPRISE

PROJECT DESCRIPTION:
 Expand the existing South County Regional Advanced Wastewater Treatment Plant from 4.5 million gallons per day (MGD) to 10 MGD. The design of the expansion should consider new technologies including membrane biological reactor (MBR) treatment processes to reduce the foot print of the expanded facility. This project will also include an interim rerate to 6 MGD.

OPERATING COST IMPACT:
 Operating cost is estimated to be \$703,000 per year. Five new positions required.

PROJECT COMPLETION DATE: Dec 2020

Neighborhood Community Area:



Sources of Funds (in \$000s):	Total Estimated Sources	Prior Revenues	FY 18		FY 19	FY 20	FY 21	FY 22	FY 23	Future
			Carrforward	Additional						
Enterprise Fees	\$52,590	\$42,300	\$4,540	\$5,750	\$0	\$0	\$0	\$0	\$0	\$0
Financing	45,560	45,311	250	0	0	0	0	0	0	0
Grants & County Match	0	0	0	0	0	0	0	0	0	0
Other	0	0	0	0	0	0	0	0	0	0
Undetermined	0	0	0	0	0	0	0	0	0	0
Subtotal FY18			\$4,790	\$5,750						
Total	\$98,150	\$87,611	\$10,540		\$0	\$0	\$0	\$0	\$0	\$0

Uses of Funds (in \$000s):	Total Estimated Cost	Prior Expenses	FY 18		FY 19	FY 20	FY 21	FY 22	FY 23	Future
			Carrforward	Additional						
Administration	\$496	\$496	\$0	\$0	\$0	\$0	\$0	\$0	\$0	\$0
Construction	90,123	79,584	4,790	5,750	0	0	0	0	0	0
Design	7,416	7,416	0	0	0	0	0	0	0	0
Development	0	0	0	0	0	0	0	0	0	0
Equipment	114	114	0	0	0	0	0	0	0	0
Land/ROW	0	0	0	0	0	0	0	0	0	0
Non-Capital	0	0	0	0	0	0	0	0	0	0
Subtotal FY18			\$4,790	\$5,750						
Total	\$98,150	\$87,611	\$10,540		\$0	\$0	\$0	\$0	\$0	\$0

PROJECT TITLE: SOUTH HILLSBOROUGH AQUIFER RECHARGE EXPANSION (SHARE)
 CIE REQUIREMENTS: Y
 LEVEL OF SERVICE IMPACT: M

PROJECT NUMBER: C10259000
 PROGRAM: WATER ENTERPRISE

PROJECT DESCRIPTION:
 This project is for the investigation, design, and construction of additional reclaimed water recharge wells, transmission mains, and interconnects in the South-Central service area. This is for expansion of the South Hillsborough Aquifer Recharge Project (SHARP).

OPERATING COST IMPACT:
 No significant change in operating cost is anticipated.

PROJECT COMPLETION DATE: Sep 2020

Neighborhood Community Area:
 To Be Determined



Sources of Funds (in \$000s):	Total Estimated Sources	Prior Revenues	FY 18		FY 19	FY 20	FY 21	FY 22	FY 23	Future
			Carrforward	Additional						
Enterprise Fees	\$11,002	\$10	\$2,492	\$6,000	\$2,500	\$0	\$0	\$0	\$0	\$0
Financing	0	0	0	0	0	0	0	0	0	0
Grants & County Match	0	0	0	0	0	0	0	0	0	0
Other	0	0	0	0	0	0	0	0	0	0
Undetermined	0	0	0	0	0	0	0	0	0	0
Subtotal FY18			\$2,492	\$6,000						
Total	\$11,002	\$10	\$8,492		\$2,500	\$0	\$0	\$0	\$0	\$0

Uses of Funds (in \$000s):	Total Estimated Cost	Prior Expenses	FY 18		FY 19	FY 20	FY 21	FY 22	FY 23	Future
			Carrforward	Additional						
Administration	\$502	\$10	\$392	\$100	\$0	\$0	\$0	\$0	\$0	\$0
Construction	10,000	0	2,100	5,400	2,500	0	0	0	0	0
Design	500	0	0	500	0	0	0	0	0	0
Development	0	0	0	0	0	0	0	0	0	0
Equipment	0	0	0	0	0	0	0	0	0	0
Land/ROW	0	0	0	0	0	0	0	0	0	0
Non-Capital	0	0	0	0	0	0	0	0	0	0
Subtotal FY18			\$2,492	\$6,000						
Total	\$11,002	\$10	\$8,492		\$2,500	\$0	\$0	\$0	\$0	\$0

PROJECT TITLE:
SOUTH HILLSBOROUGH AQUIFER RECHARGE PROGRAM (SHARP)
CIE REQUIREMENTS: Y
LEVEL OF SERVICE IMPACT: E

PROJECT NUMBER: C10198000

PROGRAM: WATER ENTERPRISE

PROJECT DESCRIPTION:

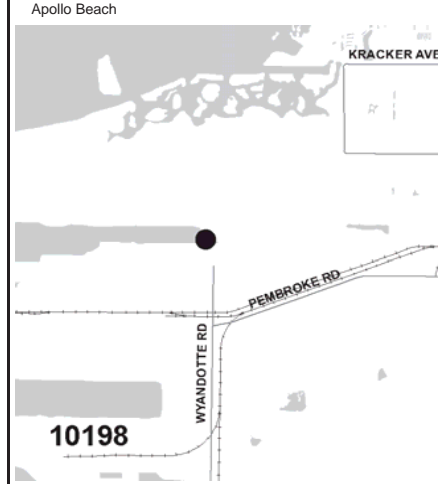
Design and construct a new reclaimed water deep recharge well, three new ground water monitoring wells, electrical controls, well head and piping, dissolved oxygen (DO) reduction system and other appurtenances. Project will also require computer modeling and extensive monitoring to include groundwater flow and solute transport modeling and metal mobilization monitoring and analysis. This pilot recharge project will allow for the feasibility testing of recharging the saline aquifer at the edges of Tampa Bay with excess reclaimed water to help retard salt water intrusion into the potable water supply while also allowing Hillsborough County to meet the new FDEP / USEPA rules for properly disposing of excess reclaimed water without discharging it to Tampa Bay or its tributaries.

OPERATING COST IMPACT:

Operating cost is estimated to be \$5,000 per year.

PROJECT COMPLETION DATE: Post Construction

Neighborhood Community Area:



Sources of Funds (in \$000s):	Total Estimated Sources		Prior Revenues		FY 18		FY 19	FY 20	FY 21	FY 22	FY 23	Future
	Carrvforward	Additional										
Enterprise Fees	\$579	\$579	\$0	\$0	\$0	\$0	\$0	\$0	\$0	\$0	\$0	\$0
Financing	76	76	0	0	0	0	0	0	0	0	0	0
Grants & County Match	2,765	2,406	359	0	0	0	0	0	0	0	0	0
Other	0	0	0	0	0	0	0	0	0	0	0	0
Undetermined	0	0	0	0	0	0	0	0	0	0	0	0
Subtotal FY18			\$359	\$0								
Total	\$3,420	\$3,062	\$359	\$0	\$0	\$0	\$0	\$0	\$0	\$0	\$0	\$0

Uses of Funds (in \$000s):	Total Estimated Cost		Prior Expenses		FY 18		FY 19	FY 20	FY 21	FY 22	FY 23	Future
	Carrvforward	Additional										
Administration	\$18	\$18	\$0	\$0	\$0	\$0	\$0	\$0	\$0	\$0	\$0	\$0
Construction	1,912	1,554	359	0	0	0	0	0	0	0	0	0
Design	1,489	1,489	0	0	0	0	0	0	0	0	0	0
Development	0	0	0	0	0	0	0	0	0	0	0	0
Equipment	0	0	0	0	0	0	0	0	0	0	0	0
Land/ROW	0	0	0	0	0	0	0	0	0	0	0	0
Non-Capital	0	0	0	0	0	0	0	0	0	0	0	0
Subtotal FY18			\$359	\$0								
Total	\$3,420	\$3,062	\$359	\$0	\$0	\$0	\$0	\$0	\$0	\$0	\$0	\$0

PROJECT TITLE:
SOUTHEAST COUNTY LANDFILL BIOSOLIDS COMPOSTING FACILITY
CIE REQUIREMENTS: Y
LEVEL OF SERVICE IMPACT: E

PROJECT NUMBER: C10281000

PROGRAM: WATER ENTERPRISE

PROJECT DESCRIPTION:

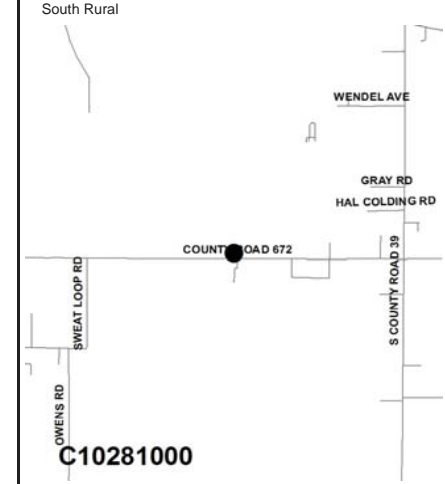
Expand the existing composting pilot process at the Southeast County Landfill to accommodate all biosolids in the South-Central Service area.

OPERATING COST IMPACT:

No significant change in annual operating costs anticipated.

PROJECT COMPLETION DATE: Jun 2021

Neighborhood Community Area:



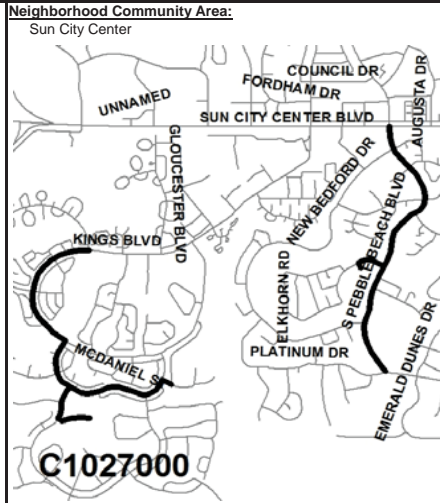
Sources of Funds (in \$000s):	Total Estimated Sources		Prior Revenues		FY 18		FY 19	FY 20	FY 21	FY 22	FY 23	Future
	Carrvforward	Additional										
Enterprise Fees	\$4,000	\$0	\$0	\$750	\$3,250	\$0	\$0	\$0	\$0	\$0	\$0	\$0
Financing	0	0	0	0	0	0	0	0	0	0	0	0
Grants & County Match	0	0	0	0	0	0	0	0	0	0	0	0
Other	0	0	0	0	0	0	0	0	0	0	0	0
Undetermined	0	0	0	0	0	0	0	0	0	0	0	0
Subtotal FY18			\$0	\$750	\$3,250	\$0	\$0	\$0	\$0	\$0	\$0	\$0
Total	\$4,000	\$0	\$750	\$750	\$3,250	\$0	\$0	\$0	\$0	\$0	\$0	\$0

Uses of Funds (in \$000s):	Total Estimated Cost		Prior Expenses		FY 18		FY 19	FY 20	FY 21	FY 22	FY 23	Future
	Carrvforward	Additional										
Administration	\$250	\$0	\$0	\$0	\$250	\$0	\$0	\$0	\$0	\$0	\$0	\$0
Construction	3,500	0	0	500	3,000	0	0	0	0	0	0	0
Design	250	0	0	250	0	0	0	0	0	0	0	0
Development	0	0	0	0	0	0	0	0	0	0	0	0
Equipment	0	0	0	0	0	0	0	0	0	0	0	0
Land/ROW	0	0	0	0	0	0	0	0	0	0	0	0
Non-Capital	0	0	0	0	0	0	0	0	0	0	0	0
Subtotal FY18			\$0	\$750	\$3,250	\$0	\$0	\$0	\$0	\$0	\$0	\$0
Total	\$4,000	\$0	\$750	\$750	\$3,250	\$0	\$0	\$0	\$0	\$0	\$0	\$0

PROJECT TITLE:
SUN CITY CENTER GOLF COURSES RECLAIMED WATER EXPANSION
CIE REQUIREMENTS: Y
LEVEL OF SERVICE IMPACT: F

PROJECT NUMBER: C1027000
PROGRAM: WATER ENTERPRISE

PROJECT DESCRIPTION:
 Design, permit, and construct RW meters, pipelines, and associated appurtenances to connect Sun City Center Golf Courses to the County's reclaimed water system. Total estimated approximate daily flow usage is 1.5 MGPD.



OPERATING COST IMPACT:
 No significant change in annual operating costs is anticipated.

PROJECT COMPLETION DATE: Sep 2020

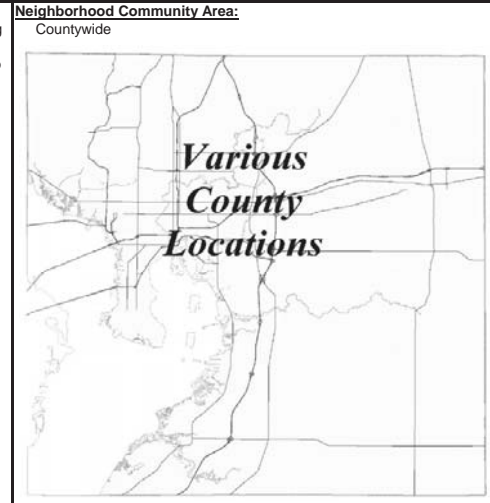
Sources of Funds (in \$000s):	Total Estimated Sources		FY 18		FY 19	FY 20	FY 21	FY 22	FY 23	Future
		Prior Revenues	Carrforward	Additional						
Enterprise Fees	\$6,000	\$217	\$783	\$5,000	\$0	\$0	\$0	\$0	\$0	\$0
Financing	0	0	0	0	0	0	0	0	0	0
Grants & County Match	0	0	0	0	0	0	0	0	0	0
Other	0	0	0	0	0	0	0	0	0	0
Undetermined	0	0	0	0	0	0	0	0	0	0
Subtotal FY18			\$783	\$5,000						
Total	\$6,000	\$217	\$5,783		\$0	\$0	\$0	\$0	\$0	\$0

Uses of Funds (in \$000s):	Total Estimated Cost		FY 18		FY 19	FY 20	FY 21	FY 22	FY 23	Future
		Prior Expenses	Carrforward	Additional						
Administration	\$0	\$0	\$0	\$0	\$0	\$0	\$0	\$0	\$0	\$0
Construction	5,783	0	783	5,000	0	0	0	0	0	0
Design	217	217	0	0	0	0	0	0	0	0
Development	0	0	0	0	0	0	0	0	0	0
Equipment	0	0	0	0	0	0	0	0	0	0
Land/ROW	0	0	0	0	0	0	0	0	0	0
Non-Capital	0	0	0	0	0	0	0	0	0	0
Subtotal FY18			\$783	\$5,000						
Total	\$6,000	\$217	\$5,783		\$0	\$0	\$0	\$0	\$0	\$0

PROJECT TITLE:
SUPERVISORY CONTROL & DATA ACQUISITION FOR PUMP STATIONS PHASE II
CIE REQUIREMENTS: Y
LEVEL OF SERVICE IMPACT: E

PROJECT NUMBER: C10794000
PROGRAM: WATER ENTERPRISE

PROJECT DESCRIPTION:
 Design and installation of a remote monitoring and telemetry system using VHF radio communications at all County wastewater pumping stations (approximately 700). This project also includes construction of three radio tower sites to accommodate the VHF communications. The goal of this project is to eliminate sewer overflows and increase the operational efficiency of pump stations.



OPERATING COST IMPACT:
 Operating cost is estimated to be \$75,000 per year.

PROJECT COMPLETION DATE: Mar 2018

Sources of Funds (in \$000s):	Total Estimated Sources		FY 18		FY 19	FY 20	FY 21	FY 22	FY 23	Future
		Prior Revenues	Carrforward	Additional						
Enterprise Fees	\$18,020	\$17,438	\$582	\$0	\$0	\$0	\$0	\$0	\$0	\$0
Financing	3,444	3,359	86	0	0	0	0	0	0	0
Grants & County Match	0	0	0	0	0	0	0	0	0	0
Other	0	0	0	0	0	0	0	0	0	0
Undetermined	0	0	0	0	0	0	0	0	0	0
Subtotal FY18			\$668	\$0						
Total	\$21,464	\$20,797	\$668	\$0	\$0	\$0	\$0	\$0	\$0	\$0

Uses of Funds (in \$000s):	Total Estimated Cost		FY 18		FY 19	FY 20	FY 21	FY 22	FY 23	Future
		Prior Expenses	Carrforward	Additional						
Administration	\$384	\$384	\$0	\$0	\$0	\$0	\$0	\$0	\$0	\$0
Construction	16,453	15,786	668	0	0	0	0	0	0	0
Design	875	875	0	0	0	0	0	0	0	0
Development	0	0	0	0	0	0	0	0	0	0
Equipment	3,752	3,752	0	0	0	0	0	0	0	0
Land/ROW	0	0	0	0	0	0	0	0	0	0
Non-Capital	0	0	0	0	0	0	0	0	0	0
Subtotal FY18			\$668	\$0						
Total	\$21,464	\$20,797	\$668	\$0	\$0	\$0	\$0	\$0	\$0	\$0

PROJECT TITLE:
TATE LANE RECLAIMED WATER MAIN RELOCATION
CIE REQUIREMENTS: Y
LEVEL OF SERVICE IMPACT: M

PROJECT NUMBER: C10260000

PROGRAM: WATER ENTERPRISE

PROJECT DESCRIPTION:

Replace approximately 2,500 feet of 36-inch reclaimed water transmission main along Tate Lane and surrounding easements. The transmission main along this route needs to be replaced. Townhomes were built too close to the existing transmission main, creating a potential dangerous situation in case the main breaks. Also, repairs would be difficult because of the limited easement space.

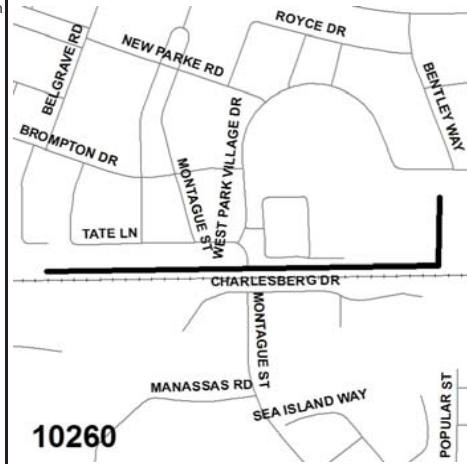
OPERATING COST IMPACT:

No significant change in operating cost is anticipated.

PROJECT COMPLETION DATE: Sep 2020

Neighborhood Community Area:

To Be Determined



Sources of Funds (in \$000s):	Total Estimated Sources		Prior Revenues		FY 18		FY 19	FY 20	FY 21	FY 22	FY 23	Future
	Carrforward	Additional										
Enterprise Fees	\$3,000	\$110	\$2,890	\$0	\$0	\$0	\$0	\$0	\$0	\$0	\$0	\$0
Financing	0	0	0	0	0	0	0	0	0	0	0	0
Grants & County Match	0	0	0	0	0	0	0	0	0	0	0	0
Other	0	0	0	0	0	0	0	0	0	0	0	0
Undetermined	0	0	0	0	0	0	0	0	0	0	0	0
Subtotal FY18			\$2,890	\$0								
Total	\$3,000	\$110	\$2,890	\$0	\$0	\$0	\$0	\$0	\$0	\$0	\$0	\$0

Uses of Funds (in \$000s):	Total Estimated Cost		Prior Expenses		FY 18		FY 19	FY 20	FY 21	FY 22	FY 23	Future
	Carrforward	Additional										
Administration	\$10	\$10	\$0	\$0	\$0	\$0	\$0	\$0	\$0	\$0	\$0	\$0
Construction	2,891	0	2,890	0	0	0	0	0	0	0	0	0
Design	99	99	0	0	0	0	0	0	0	0	0	0
Development	0	0	0	0	0	0	0	0	0	0	0	0
Equipment	0	0	0	0	0	0	0	0	0	0	0	0
Land/ROW	0	0	0	0	0	0	0	0	0	0	0	0
Non-Capital	0	0	0	0	0	0	0	0	0	0	0	0
Subtotal FY18			\$2,890	\$0								
Total	\$3,000	\$110	\$2,890	\$0	\$0	\$0	\$0	\$0	\$0	\$0	\$0	\$0

PROJECT TITLE:
US HWY 41 (RIVERVIEW DR. TO BIG BEND RD) AC TRANSMISSION MAIN REPLACEMENT
CIE REQUIREMENTS: Y
LEVEL OF SERVICE IMPACT: M

PROJECT NUMBER: C32000000

PROGRAM: WATER ENTERPRISE

PROJECT DESCRIPTION:

Replace approximately 27,000 feet of transmission main along US 41 from Riverview Dr to Big Bend Rd. The existing transmission main is undersized and sub-standard material.

OPERATING COST IMPACT:

No significant change in annual operating costs anticipated.

PROJECT COMPLETION DATE: Sep 2022

Neighborhood Community Area:

Gibsonton



Sources of Funds (in \$000s):	Total Estimated Sources		Prior Revenues		FY 18		FY 19	FY 20	FY 21	FY 22	FY 23	Future
	Carrforward	Additional										
Enterprise Fees	\$10,000	\$0	\$0	\$0	\$10,000	\$0	\$0	\$0	\$0	\$0	\$0	\$0
Financing	0	0	0	0	0	0	0	0	0	0	0	0
Grants & County Match	0	0	0	0	0	0	0	0	0	0	0	0
Other	0	0	0	0	0	0	0	0	0	0	0	0
Undetermined	0	0	0	0	0	0	0	0	0	0	0	0
Subtotal FY18			\$0	\$0	\$10,000	\$0	\$0	\$0	\$0	\$0	\$0	\$0
Total	\$10,000	\$0	\$0	\$0	\$10,000	\$0	\$0	\$0	\$0	\$0	\$0	\$0

Uses of Funds (in \$000s):	Total Estimated Cost		Prior Expenses		FY 18		FY 19	FY 20	FY 21	FY 22	FY 23	Future
	Carrforward	Additional										
Administration	\$300	\$0	\$0	\$0	\$300	\$0	\$0	\$0	\$0	\$0	\$0	\$0
Construction	9,000	0	0	0	9,000	0	0	0	0	0	0	0
Design	700	0	0	0	700	0	0	0	0	0	0	0
Development	0	0	0	0	0	0	0	0	0	0	0	0
Equipment	0	0	0	0	0	0	0	0	0	0	0	0
Land/ROW	0	0	0	0	0	0	0	0	0	0	0	0
Non-Capital	0	0	0	0	0	0	0	0	0	0	0	0
Subtotal FY18			\$0	\$0	\$10,000	\$0	\$0	\$0	\$0	\$0	\$0	\$0
Total	\$10,000	\$0	\$0	\$0	\$10,000	\$0	\$0	\$0	\$0	\$0	\$0	\$0

PROJECT TITLE:
UTILITY RELOCATION (MASTER PROJECT)
CIE REQUIREMENTS: Y
LEVEL OF SERVICE IMPACT: M

PROJECT NUMBER: C31945000

PROGRAM: WATER ENTERPRISE

PROJECT DESCRIPTION:

Provide funding to Public Works Capital Improvement Program projects that require utility relocation of water, wastewater, or reclaimed water lines. This funding will be for projects that do not individually bid their construction work.

Neighborhood Community Area:

Countywide



OPERATING COST IMPACT:

No significant change in annual operating costs anticipated.

PROJECT COMPLETION DATE: Ongoing

Sources of Funds (in \$000s):	Total Estimated Sources		Prior Revenues		FY 18		FY 19	FY 20	FY 21	FY 22	FY 23	Future
			Carrvforward	Additional								
Enterprise Fees	\$33,604	\$15,399	\$6,205	\$2,000	\$2,000	\$2,000	\$2,000	\$2,000	\$2,000	\$2,000	\$0	
Financing	0	0	0	0	0	0	0	0	0	0	0	
Grants & County Match	0	0	0	0	0	0	0	0	0	0	0	
Other	0	0	0	0	0	0	0	0	0	0	0	
Undetermined	0	0	0	0	0	0	0	0	0	0	0	
Subtotal FY18			\$6,205	\$2,000								
Total	\$33,604	\$15,399	\$8,205	\$2,000	\$2,000	\$2,000	\$2,000	\$2,000	\$2,000	\$2,000	\$0	

Uses of Funds (in \$000s):	Total Estimated Cost		Prior Expenses		FY 18		FY 19	FY 20	FY 21	FY 22	FY 23	Future
			Carrvforward	Additional								
Administration	\$25	\$25	\$0	\$0	\$0	\$0	\$0	\$0	\$0	\$0	\$0	\$0
Construction	22,144	5,144	5,000	2,000	2,000	2,000	2,000	2,000	2,000	2,000	0	0
Design	11,421	10,216	1,205	0	0	0	0	0	0	0	0	0
Development	14	14	0	0	0	0	0	0	0	0	0	0
Equipment	0	0	0	0	0	0	0	0	0	0	0	0
Land/ROW	0	0	0	0	0	0	0	0	0	0	0	0
Non-Capital	0	0	0	0	0	0	0	0	0	0	0	0
Subtotal FY18			\$6,205	\$2,000								
Total	\$33,604	\$15,399	\$8,205	\$2,000	\$2,000	\$2,000	\$2,000	\$2,000	\$2,000	\$2,000	\$0	

PROJECT TITLE:
VALRICO AWTF CLARIFIERS #S 1, 2, AND 3 REHABILITATION
CIE REQUIREMENTS: Y
LEVEL OF SERVICE IMPACT: M

PROJECT NUMBER: C10282000

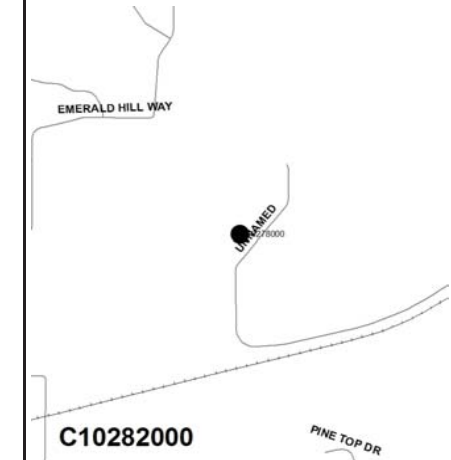
PROGRAM: WATER ENTERPRISE

PROJECT DESCRIPTION:

Structural assessment and rehabilitation of Clarifiers 1, 2, and 3, including replacing mechanical components.

Neighborhood Community Area:

Valrico



OPERATING COST IMPACT:

No significant change in annual operating costs anticipated.

PROJECT COMPLETION DATE: Feb 2021

Sources of Funds (in \$000s):	Total Estimated Sources		Prior Revenues		FY 18		FY 19	FY 20	FY 21	FY 22	FY 23	Future
			Carrvforward	Additional								
Enterprise Fees	\$2,868	\$0	\$0	\$0	\$2,868	\$0	\$0	\$0	\$0	\$0	\$0	\$0
Financing	0	0	0	0	0	0	0	0	0	0	0	0
Grants & County Match	0	0	0	0	0	0	0	0	0	0	0	0
Other	0	0	0	0	0	0	0	0	0	0	0	0
Undetermined	0	0	0	0	0	0	0	0	0	0	0	0
Subtotal FY18			\$0	\$0								
Total	\$2,868	\$0	\$0	\$0	\$2,868	\$0	\$0	\$0	\$0	\$0	\$0	\$0

Uses of Funds (in \$000s):	Total Estimated Cost		Prior Expenses		FY 18		FY 19	FY 20	FY 21	FY 22	FY 23	Future
			Carrvforward	Additional								
Administration	\$268	\$0	\$0	\$0	\$268	\$0	\$0	\$0	\$0	\$0	\$0	\$0
Construction	2,000	0	0	0	2,000	0	0	0	0	0	0	0
Design	600	0	0	0	600	0	0	0	0	0	0	0
Development	0	0	0	0	0	0	0	0	0	0	0	0
Equipment	0	0	0	0	0	0	0	0	0	0	0	0
Land/ROW	0	0	0	0	0	0	0	0	0	0	0	0
Non-Capital	0	0	0	0	0	0	0	0	0	0	0	0
Subtotal FY18			\$0	\$0								
Total	\$2,868	\$0	\$0	\$0	\$2,868	\$0	\$0	\$0	\$0	\$0	\$0	\$0

PROJECT TITLE:
VALRICO AWTP CLARIFIER LAUNDER COVERS
CIE REQUIREMENTS: Y
LEVEL OF SERVICE IMPACT: E

PROJECT NUMBER: C10261000
PROGRAM: WATER ENTERPRISE

PROJECT DESCRIPTION:

This project adds covers to the existing clarifier weirs. This will reduce algae growth on the weirs reducing the need for maintenance, such as spraying hypochlorite. As a result, maintenance staff will not have to manually spray the weirs, improving safety. The proposed covers will shade the clarifier weirs, greatly reducing, or preventing, the growth of algae. This will reduce the need for maintenance on the weirs, which are no cleaned with automatic brushes. The brushes were installed after-market on the existing clarifiers and never worked as designed.

OPERATING COST IMPACT:

No significant change in operating cost is anticipated.

PROJECT COMPLETION DATE: Dec 2017

Neighborhood Community Area:



Sources of Funds (in \$000s):	Total Estimated Sources	Prior Revenues	FY 18		FY 19	FY 20	FY 21	FY 22	FY 23	Future
			Carrvforward	Additional						
Enterprise Fees	\$1,200	\$461	\$739	\$0	\$0	\$0	\$0	\$0	\$0	\$0
Financing	0	0	0	0	0	0	0	0	0	0
Grants & County Match	0	0	0	0	0	0	0	0	0	0
Other	0	0	0	0	0	0	0	0	0	0
Undetermined	0	0	0	0	0	0	0	0	0	0
Subtotal FY18			\$739	\$0						
Total	\$1,200	\$461	\$739	\$0	\$0	\$0	\$0	\$0	\$0	\$0

Uses of Funds (in \$000s):	Total Estimated Cost	Prior Expenses	FY 18		FY 19	FY 20	FY 21	FY 22	FY 23	Future
			Carrvforward	Additional						
Administration	\$3	\$3	\$0	\$0	\$0	\$0	\$0	\$0	\$0	\$0
Construction	1,173	434	739	0	0	0	0	0	0	0
Design	24	24	0	0	0	0	0	0	0	0
Development	0	0	0	0	0	0	0	0	0	0
Equipment	0	0	0	0	0	0	0	0	0	0
Land/ROW	0	0	0	0	0	0	0	0	0	0
Non-Capital	0	0	0	0	0	0	0	0	0	0
Subtotal FY18			\$739	\$0						
Total	\$1,200	\$461	\$739	\$0	\$0	\$0	\$0	\$0	\$0	\$0

PROJECT TITLE:
VALRICO AWTP LIGHTNING PROTECTION PROJECT
CIE REQUIREMENTS: Y
LEVEL OF SERVICE IMPACT: M

PROJECT NUMBER: C10262000
PROGRAM: WATER ENTERPRISE

PROJECT DESCRIPTION:

This project involves installing a grounding and lightning protection system on the older portion of the plant that currently has no lightning protection. It also includes rehabilitating the existing grounding and lightning protection system on the newer portion of the plant. The PUD procured the services of an electrical engineer to evaluate the existing systems. The evaluation identified several deficiencies. Over the last several years, the facility has experienced lightning strikes resulting in equipment failures. This project is necessary to protect plant electrical equipment, but more importantly, to address worker safety. The plant needs to be reliably grounded and have a sufficient lightning protection system.

OPERATING COST IMPACT:

No significant change in operating cost is anticipated.

PROJECT COMPLETION DATE: Post Construction

Neighborhood Community Area:



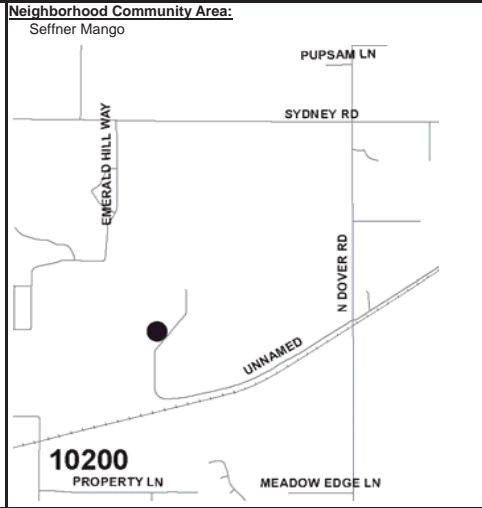
Sources of Funds (in \$000s):	Total Estimated Sources	Prior Revenues	FY 18		FY 19	FY 20	FY 21	FY 22	FY 23	Future
			Carrvforward	Additional						
Enterprise Fees	\$900	\$672	\$228	\$0	\$0	\$0	\$0	\$0	\$0	\$0
Financing	0	0	0	0	0	0	0	0	0	0
Grants & County Match	0	0	0	0	0	0	0	0	0	0
Other	0	0	0	0	0	0	0	0	0	0
Undetermined	0	0	0	0	0	0	0	0	0	0
Subtotal FY18			\$228	\$0						
Total	\$900	\$672	\$228	\$0	\$0	\$0	\$0	\$0	\$0	\$0

Uses of Funds (in \$000s):	Total Estimated Cost	Prior Expenses	FY 18		FY 19	FY 20	FY 21	FY 22	FY 23	Future
			Carrvforward	Additional						
Administration	\$3	\$3	\$0	\$0	\$0	\$0	\$0	\$0	\$0	\$0
Construction	823	595	228	0	0	0	0	0	0	0
Design	74	74	0	0	0	0	0	0	0	0
Development	0	0	0	0	0	0	0	0	0	0
Equipment	0	0	0	0	0	0	0	0	0	0
Land/ROW	0	0	0	0	0	0	0	0	0	0
Non-Capital	0	0	0	0	0	0	0	0	0	0
Subtotal FY18			\$228	\$0						
Total	\$900	\$672	\$228	\$0	\$0	\$0	\$0	\$0	\$0	\$0

PROJECT TITLE:
VALRICO AWTP RAS PUMP REPLACEMENT
CIE REQUIREMENTS: Y
LEVEL OF SERVICE IMPACT: M

PROJECT NUMBER: C1020000
PROGRAM: WATER ENTERPRISE

PROJECT DESCRIPTION:
Replace three return activated sludge pumps and associated power and control systems to bring entire treatment train to full and reliable treatment capacity. Existing equipment is reaching the end of its operational service life.



OPERATING COST IMPACT:
No significant change in annual operating costs is anticipated.

PROJECT COMPLETION DATE: Mar 2019

Sources of Funds (in \$000s):	Total		FY 18		FY 19	FY 20	FY 21	FY 22	FY 23	Future
	Estimated Sources	Prior Revenues	Carrforward	Additional						
Enterprise Fees	\$1,972	\$1,287	\$684	\$0	\$0	\$0	\$0	\$0	\$0	\$0
Financing	247	247	0	0	0	0	0	0	0	0
Grants & County Match	0	0	0	0	0	0	0	0	0	0
Other	0	0	0	0	0	0	0	0	0	0
Undetermined	0	0	0	0	0	0	0	0	0	0
Subtotal FY18			\$684	\$0						
Total	\$2,219	\$1,535	\$684	\$0	\$0	\$0	\$0	\$0	\$0	\$0

Uses of Funds (in \$000s):	Total		FY 18		FY 19	FY 20	FY 21	FY 22	FY 23	Future
	Estimated Cost	Prior Expenses	Carrforward	Additional						
Administration	\$51	\$51	\$0	\$0	\$0	\$0	\$0	\$0	\$0	\$0
Construction	1,972	1,287	684	0	0	0	0	0	0	0
Design	196	196	0	0	0	0	0	0	0	0
Development	0	0	0	0	0	0	0	0	0	0
Equipment	0	0	0	0	0	0	0	0	0	0
Land/ROW	0	0	0	0	0	0	0	0	0	0
Non-Capital	0	0	0	0	0	0	0	0	0	0
Subtotal FY18			\$684	\$0						
Total	\$2,219	\$1,535	\$684	\$0	\$0	\$0	\$0	\$0	\$0	\$0

PROJECT TITLE:
VALRICO DEWATERING SYSTEM REPLACEMENT
CIE REQUIREMENTS: Y
LEVEL OF SERVICE IMPACT: M

PROJECT NUMBER: C10241000
PROGRAM: WATER ENTERPRISE

PROJECT DESCRIPTION:
Plan, design and construct a replacement sludge dewatering system for the existing centrifuge sludge dewatering system at the Valrico Advance Wastewater Treatment Facility. The system includes but is not limited to the centrifuges, polymer feed system, sludge pumping sub-system, sludge holding tanks, and electrical connections.



OPERATING COST IMPACT:
No significant change in annual operating costs is anticipated.

PROJECT COMPLETION DATE: Dec 2018

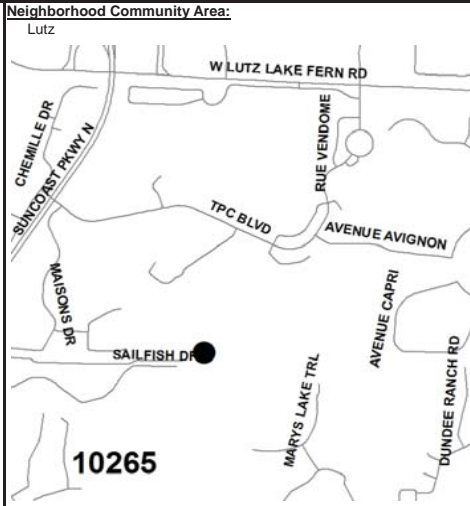
Sources of Funds (in \$000s):	Total		FY 18		FY 19	FY 20	FY 21	FY 22	FY 23	Future
	Estimated Sources	Prior Revenues	Carrforward	Additional						
Enterprise Fees	\$4,200	\$1,533	\$2,667	\$0	\$0	\$0	\$0	\$0	\$0	\$0
Financing	0	0	0	0	0	0	0	0	0	0
Grants & County Match	0	0	0	0	0	0	0	0	0	0
Other	0	0	0	0	0	0	0	0	0	0
Undetermined	0	0	0	0	0	0	0	0	0	0
Subtotal FY18			\$2,667	\$0						
Total	\$4,200	\$1,533	\$2,667	\$0	\$0	\$0	\$0	\$0	\$0	\$0

Uses of Funds (in \$000s):	Total		FY 18		FY 19	FY 20	FY 21	FY 22	FY 23	Future
	Estimated Cost	Prior Expenses	Carrforward	Additional						
Administration	\$17	\$17	\$0	\$0	\$0	\$0	\$0	\$0	\$0	\$0
Construction	3,919	1,252	2,667	0	0	0	0	0	0	0
Design	264	264	0	0	0	0	0	0	0	0
Development	0	0	0	0	0	0	0	0	0	0
Equipment	0	0	0	0	0	0	0	0	0	0
Land/ROW	0	0	0	0	0	0	0	0	0	0
Non-Capital	0	0	0	0	0	0	0	0	0	0
Subtotal FY18			\$2,667	\$0						
Total	\$4,200	\$1,533	\$2,667	\$0	\$0	\$0	\$0	\$0	\$0	\$0

PROJECT TITLE:
WASTEWATER PLANT SLUDGE HOLDING/THICKENING (MOBILE DEWATERING)
 CIE REQUIREMENTS: Y
 LEVEL OF SERVICE IMPACT: E

PROJECT NUMBER: C10265000
 PROGRAM: WATER ENTERPRISE

PROJECT DESCRIPTION:
 The project involves construction of a storage installation site for a trailer mounted centrifuge unit. The unit will be housed at the Van Dyke facility where it will see the majority of its use. However, it will also be available as a backup dewatering unit for the other PUD facilities. Based on recent experience at Falkenburg, Valrico, and Northwest, the PUD will benefit from having a backup dewatering unit. This unit can be used as a backup during routine maintenance of dewatering equipment or in the event of a failure. When not providing backup service, the unit will be housed at the Van Dyke facility, which currently has no dewatering equipment. It will draw and dewatering sludge from the sludge holding tank. This will reduce sludge hauling costs from Van Dyke.



OPERATING COST IMPACT:
 No significant change in operating cost is anticipated.

PROJECT COMPLETION DATE: Mar 2019

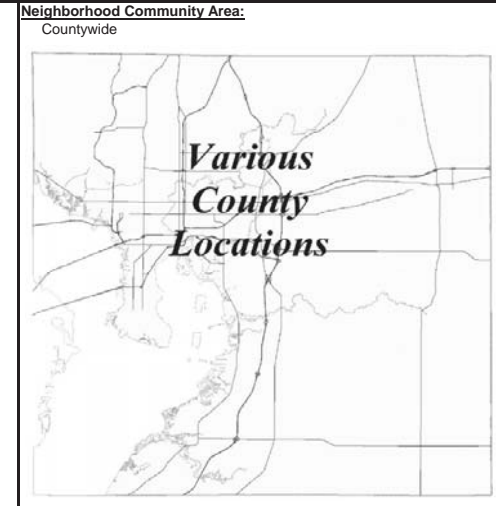
Sources of Funds (in \$000s):	Total Estimated Sources		Prior Revenues		FY 18	FY 19	FY 20	FY 21	FY 22	FY 23	Future
			Carrforward	Additional							
Enterprise Fees	\$1,305	\$236	\$1,069	\$0	\$0	\$0	\$0	\$0	\$0	\$0	\$0
Financing	0	0	0	0	0	0	0	0	0	0	0
Grants & County Match	0	0	0	0	0	0	0	0	0	0	0
Other	0	0	0	0	0	0	0	0	0	0	0
Undetermined	0	0	0	0	0	0	0	0	0	0	0
Subtotal FY18			\$1,069	\$0							
Total	\$1,305	\$236	\$1,069	\$0	\$0	\$0	\$0	\$0	\$0	\$0	\$0

Uses of Funds (in \$000s):	Total Estimated Cost		Prior Expenses		FY 18	FY 19	FY 20	FY 21	FY 22	FY 23	Future
			Carrforward	Additional							
Administration	\$6	\$6	\$0	\$0	\$0	\$0	\$0	\$0	\$0	\$0	\$0
Construction	1,215	147	1,069	0	0	0	0	0	0	0	0
Design	83	83	0	0	0	0	0	0	0	0	0
Development	0	0	0	0	0	0	0	0	0	0	0
Equipment	0	0	0	0	0	0	0	0	0	0	0
Land/ROW	0	0	0	0	0	0	0	0	0	0	0
Non-Capital	0	0	0	0	0	0	0	0	0	0	0
Subtotal FY18			\$1,069	\$0							
Total	\$1,305	\$236	\$1,069	\$0	\$0	\$0	\$0	\$0	\$0	\$0	\$0

PROJECT TITLE:
WASTEWATER SLIP LINING (MASTER PROJECT)
 CIE REQUIREMENTS: Y
 LEVEL OF SERVICE IMPACT: M

PROJECT NUMBER: C10750000
 PROGRAM: WATER ENTERPRISE

PROJECT DESCRIPTION:
 Perform slip lining of deteriorated wastewater piping throughout the County. This project will extend the life of the piping system by at least 5 years.



OPERATING COST IMPACT:
 No significant change in annual operating costs is anticipated.

PROJECT COMPLETION DATE: Ongoing

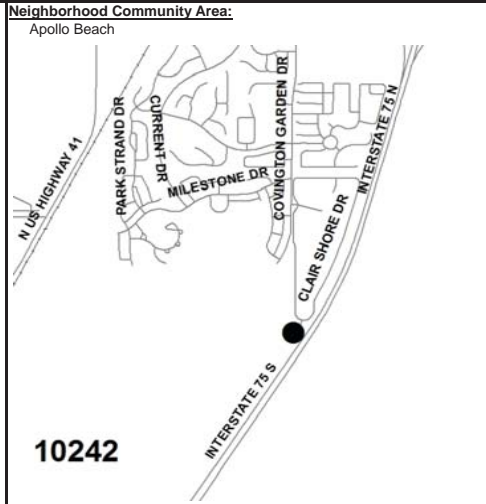
Sources of Funds (in \$000s):	Total Estimated Sources		Prior Revenues		FY 18	FY 19	FY 20	FY 21	FY 22	FY 23	Future
			Carrforward	Additional							
Enterprise Fees	\$25,984	\$23,256	\$2,728	\$0	\$0	\$0	\$0	\$0	\$0	\$0	\$0
Financing	0	0	0	0	0	0	0	0	0	0	0
Grants & County Match	0	0	0	0	0	0	0	0	0	0	0
Other	0	0	0	0	0	0	0	0	0	0	0
Undetermined	0	0	0	0	0	0	0	0	0	0	0
Subtotal FY18			\$2,728	\$0							
Total	\$25,984	\$23,256	\$2,728	\$0	\$0	\$0	\$0	\$0	\$0	\$0	\$0

Uses of Funds (in \$000s):	Total Estimated Cost		Prior Expenses		FY 18	FY 19	FY 20	FY 21	FY 22	FY 23	Future
			Carrforward	Additional							
Administration	\$758	\$758	\$0	\$0	\$0	\$0	\$0	\$0	\$0	\$0	\$0
Construction	23,424	20,696	2,728	0	0	0	0	0	0	0	0
Design	0	0	0	0	0	0	0	0	0	0	0
Development	0	0	0	0	0	0	0	0	0	0	0
Equipment	0	0	0	0	0	0	0	0	0	0	0
Land/ROW	0	0	0	0	0	0	0	0	0	0	0
Non-Capital	1,801	1,801	0	0	0	0	0	0	0	0	0
Subtotal FY18			\$2,728	\$0							
Total	\$25,984	\$23,256	\$2,728	\$0	\$0	\$0	\$0	\$0	\$0	\$0	\$0

PROJECT TITLE: WATERSSET SPORTS COMPLEX RECLAIMED WATER PUMP STATION/STORAGE TANK
 CIE REQUIREMENTS: Y
 LEVEL OF SERVICE IMPACT: E

PROJECT NUMBER: C10242000
 PROGRAM: WATER ENTERPRISE

PROJECT DESCRIPTION:
 Design and construct a 5 Million Gallon reclaimed water ground storage tank, high service pump station, piping and associated electrical and instrumentation.



OPERATING COST IMPACT:
 No significant change in annual operating costs is anticipated.

PROJECT COMPLETION DATE: Jun 2019

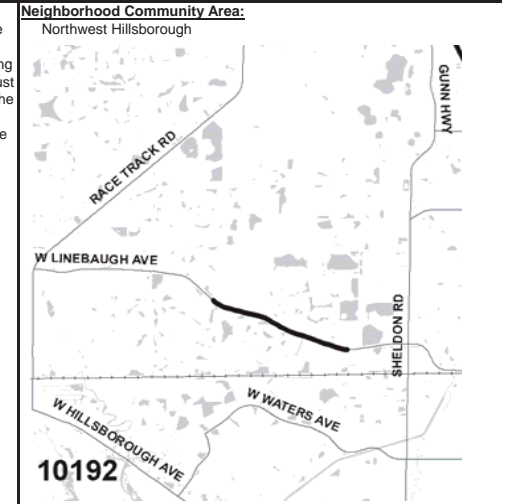
Sources of Funds (in \$000s):	Total Estimated Sources	Prior Revenues	FY 18		FY 19	FY 20	FY 21	FY 22	FY 23	Future
			Carrvforward	Additional						
Enterprise Fees	\$8,500	\$943	\$7,557	\$0	\$0	\$0	\$0	\$0	\$0	\$0
Financing	0	0	0	0	0	0	0	0	0	0
Grants & County Match	0	0	0	0	0	0	0	0	0	0
Other	0	0	0	0	0	0	0	0	0	0
Undetermined	0	0	0	0	0	0	0	0	0	0
Subtotal FY18			\$7,557	\$0						
Total	\$8,500	\$943	\$7,557	\$0	\$0	\$0	\$0	\$0	\$0	\$0

Uses of Funds (in \$000s):	Total Estimated Cost	Prior Expenses	FY 18		FY 19	FY 20	FY 21	FY 22	FY 23	Future
			Carrvforward	Additional						
Administration	\$478	\$21	\$457	\$0	\$0	\$0	\$0	\$0	\$0	\$0
Construction	7,008	8	7,000	0	0	0	0	0	0	0
Design	743	643	100	0	0	0	0	0	0	0
Development	0	0	0	0	0	0	0	0	0	0
Equipment	0	0	0	0	0	0	0	0	0	0
Land/ROW	272	272	0	0	0	0	0	0	0	0
Non-Capital	0	0	0	0	0	0	0	0	0	0
Subtotal FY18			\$7,557	\$0						
Total	\$8,500	\$943	\$7,557	\$0	\$0	\$0	\$0	\$0	\$0	\$0

PROJECT TITLE: WESTCHASE HIGH DENSITY POLYETHYLENE RWTM REPLACEMENT
 CIE REQUIREMENTS: Y
 LEVEL OF SERVICE IMPACT: M

PROJECT NUMBER: C10192000
 PROGRAM: WATER ENTERPRISE

PROJECT DESCRIPTION:
 Design and construct approximately 9,000 linear feet of 16 inch PVC pipe in the Westchase Subdivision along West Linebaugh Avenue between Radcliffe Drive and Westchase Elementary Driveway to replace an existing 16 inch HDPE line. The existing HDPE reclaimed water main currently must be operated at a lower pressure than is required for proper operation of the reclaimed water distribution system in the area due to its original design. The current HDPE transmisson main is also failing at several existing pipe fittings.



OPERATING COST IMPACT:
 No significant change in annual operating costs is anticipated.

PROJECT COMPLETION DATE: May 2019

Sources of Funds (in \$000s):	Total Estimated Sources	Prior Revenues	FY 18		FY 19	FY 20	FY 21	FY 22	FY 23	Future
			Carrvforward	Additional						
Enterprise Fees	\$3,788	\$2,320	\$1,468	\$0	\$0	\$0	\$0	\$0	\$0	\$0
Financing	0	0	0	0	0	0	0	0	0	0
Grants & County Match	0	0	0	0	0	0	0	0	0	0
Other	0	0	0	0	0	0	0	0	0	0
Undetermined	0	0	0	0	0	0	0	0	0	0
Subtotal FY18			\$1,468	\$0						
Total	\$3,788	\$2,320	\$1,468	\$0	\$0	\$0	\$0	\$0	\$0	\$0

Uses of Funds (in \$000s):	Total Estimated Cost	Prior Expenses	FY 18		FY 19	FY 20	FY 21	FY 22	FY 23	Future
			Carrvforward	Additional						
Administration	\$9	\$9	\$0	\$0	\$0	\$0	\$0	\$0	\$0	\$0
Construction	3,000	2,000	1,000	0	0	0	0	0	0	0
Design	779	311	468	0	0	0	0	0	0	0
Development	0	0	0	0	0	0	0	0	0	0
Equipment	0	0	0	0	0	0	0	0	0	0
Land/ROW	0	0	0	0	0	0	0	0	0	0
Non-Capital	0	0	0	0	0	0	0	0	0	0
Subtotal FY18			\$1,468	\$0						
Total	\$3,788	\$2,320	\$1,468	\$0	\$0	\$0	\$0	\$0	\$0	\$0



Hillsborough
County Florida

For more information, contact the Management & Budget department
(813) 272-5890 • HCFLGov.net/Budget



Appendix



Hillsborough
County Florida

For more information, contact the Management & Budget department
(813) 272-5890 • HCFLGov.net/Budget

PROJECTS WITH FUTURE FUNDING SOURCE TO BE DETERMINED

<u>Project Title</u>	<u>Amount</u> <u>(in thousands)</u>
Athletic Facilities Improvements	\$3,000
Brandon Recreation Center	2,200
EG Simmons/Eco Tourism	700
Fishhawk Recreation Center	2,200
Parks Improvements	1,700
South Coast Greenway Phase I PD&E/Construction	2,012
Thonotosassa Recreation Center	2,200
Upper Tampa Bay Trail IV A&B	5,000
Veterans Memorial Park Expansion	1,000
Waterset Sport Complex	4,500
Total Parks	\$24,512
South County Workforce Center	\$3,000
Total Government Facilities	\$3,000
GRAND TOTAL	\$27,512

Note: At BOCC discretion, future determinations of alternate funding or possible overall funding reductions for specific projects will be based on project prioritization and available options.

**HILLSBOROUGH COUNTY
ESTIMATED CIP OPERATING COST IMPACT DETAIL
FY 18- FY 23**

<u>PROJECT NUMBER</u>	<u>OPERATING FUND</u>	<u>PROJECT TITLE</u>	<u>OPER. DATE</u>	<u>NEW POSITIONS</u>	<u>FY 18</u>	<u>FY 19</u>	<u>FY 20</u>	<u>FY 21</u>	<u>FY 22</u>	<u>FY 23</u>	<u>TOTAL FY 18 - FY 23</u>
<u>FIRE FACILITIES</u>											
C91182000	MSTU	APOLLO BEACH FS #29 ENHANCE/LAND ACQ FOR FUTURE EXPANSION	Dec-17	0	\$12,500	\$15,000	\$15,000	\$15,000	\$15,000	\$15,000	\$87,500
C91179000	MSTU	EAST LAKE FIRE STATION #32 REPLACEMENT	Sep-18	0	3,750	45,000	45,000	45,000	45,000	45,000	228,750
C91170000	MSTU	FIRE STATIONS HARDENING	Various	0	10,000	10,000	10,000	15,000	15,000	15,000	75,000
C91189000	MSTU	FISHHAWK FIRE STATION	Apr-18	21	1,300,000	2,600,000	2,600,000	2,600,000	2,600,000	2,600,000	14,300,000
C91188000	MSTU	NEXT GENERATION 911 EQUIPMENT	Dec-17	0	TBD	TBD	TBD	TBD	TBD	TBD	0
TOTAL FIRE FACILITIES				21	\$1,326,250	\$2,670,000	\$2,670,000	\$2,675,000	\$2,675,000	\$2,675,000	\$14,691,250
<u>GOVERNMENT FACILITIES</u>											
C79136000	GEN FUND	EAST COUNTY COURT REDEVELOPMENT/REGIONAL SERVICE CENTER	Oct-17	0	\$121,000	\$121,000	\$121,000	\$121,000	\$121,000	\$121,000	\$726,000
C77814000	GEN FUND	TOWN N COUNTRY SERVICE CENTER	TBD	0	TBD	TBD	TBD	TBD	TBD	TBD	0
TOTAL GOVERNMENT FACILITIES				0	\$121,000	\$121,000	\$121,000	\$121,000	\$121,000	\$121,000	\$726,000
<u>LIBRARY FACILITIES</u>											
C76017000	LIBRARY FD	C. BLYTHE ANDREWS, JR. LIBRARY EXPANSION/REPLACEMENT	Dec-18	15	\$0	\$586,667	\$704,000	\$704,000	\$704,000	\$704,000	\$3,402,667
C76016000	LIBRARY FD	RIVERVIEW LIBRARY EXPANSION/REPLACEMENT	TBD	13	0	0	620,000	620,000	620,000	620,000	2,480,000
C70080000	LIBRARY FD	UNIVERSITY AREA COMMUNITY LIBRARY	Dec-17	10	645,833	775,000	775,000	775,000	775,000	775,000	4,520,833
TOTAL LIBRARY FACILITIES				38	\$645,833	\$1,361,667	\$2,099,000	\$2,099,000	\$2,099,000	\$2,099,000	\$10,403,500
<u>PARKS FACILITIES</u>											
C83272000	MSTU	BRANDON AREA DOG PARK	Dec-18	0	\$0	\$22,500	\$30,000	\$30,000	\$30,000	\$30,000	\$142,500
C83225000	MSTU	BRANDON AREA RECREATION CENTER	TBD	0	0	0	0	0	0	50,000	50,000
C89318000	MSTU	CITRUS PARK EXPANSION/IMPROVEMENTS	Dec-19	0	0	0	22,500	30,000	30,000	30,000	112,500
C83262000	MSTU	COUNTY MARINE SAFETY FACILITY & EQUIPMENT IMPROVEMENTS	TBD	0	0	0	0	0	0	5,000	5,000
C83229000	MSTU	FISHHAWK RECREATION CENTER	TBD	0	0	0	0	0	0	20,000	20,000
C83261000	MSTU	SEFFNER MANGO PARK	Oct-17	0	20,000	20,000	20,000	20,000	20,000	20,000	120,000
C89003000	MSTU	SOUTH COAST GREENWAY PHASE I- PD&E/CONSTRUCTION	TBD	1	0	0	0	0	0	45,000	45,000
C83227000	MSTU	THONOTOSASSA AREA RECREATION CENTER	TBD	0	0	0	0	0	0	20,000	20,000
C83246000	MSTU	UPPER TAMPA BAY TRAIL IV A&B	TBD	1	0	0	0	0	0	45,000	45,000
C80219000	MSTU	VETERANS MEMORIAL PARK EXPANSION PHASE I/II/III	Dec-18	0	0	16,666	20,000	20,000	20,000	20,000	96,666
C80324000	MSTU	WATERSET SPORTS COMPLEX	TBD	0	0	0	0	0	0	250,000	250,000
TOTAL PARKS FACILITIES				2	\$20,000	\$59,166	\$92,500	\$100,000	\$100,000	\$535,000	\$906,666
<u>STORMWATER PROGRAM</u>											
C46136000	MSTU	CULVERT RENEWAL & REPLACEMENT PROGRAM	Ongoing	0	\$22,500	\$22,500	\$22,500	\$22,500	\$22,500	\$22,500	\$135,000
C41073000	MSTU	HOLLOMANS BRANCH HBA 6C STORMWATER IMPROVEMENTS	Dec-18	0	0	3,961	4,753	4,753	4,753	4,753	22,973
C46139000	MSTU	NEIGHBORHOOD DRAINAGE IMPROVEMENTS	Ongoing	0	10,800	10,800	10,800	10,800	10,800	10,800	64,800
C46141000	MSTU	WATER QUALITY IMPROVEMENT & ENVIROMENTAL PROGRAM	Ongoing	0	1,250	1,250	1,250	1,250	1,250	1,250	7,500
C46137000	MSTU	WATERSHED DRAINAGE IMPROVEMENTS	Ongoing	0	950	950	950	950	950	950	5,700
TOTAL STORMWATER				0	\$35,500	\$39,461	\$40,253	\$40,253	\$40,253	\$40,253	\$235,973

**HILLSBOROUGH COUNTY
ESTIMATED CIP OPERATING COST IMPACT DETAIL
FY 18- FY 23**

<u>PROJECT NUMBER</u>	<u>OPERATING FUND</u>	<u>PROJECT TITLE</u>	<u>OPER. DATE</u>	<u>NEW POSITIONS</u>	<u>FY 18</u>	<u>FY 19</u>	<u>FY 20</u>	<u>FY 21</u>	<u>FY 22</u>	<u>FY 23</u>	<u>TOTAL FY 18 - FY 23</u>
<u>TRANSPORTATION</u>											
C69602000	GAS TAXES	ADVANCED TRAFFIC MANAGEMENT SYSTEM	Ongoing	3	\$395,000	\$395,000	\$395,000	\$395,000	\$395,000	\$395,000	\$2,370,000
C69112000	GAS TAXES	BELL SHOALS ROAD WIDENING (BLOOMINGDALE TO BOYETTE)	Sep-21	0	0	0	0	2,417	29,000	29,000	60,417
C61043000	GAS TAXES	BRUCE B. DOWNS (PEBBLE CRK - PASCO COUNTY LINE)	Sep-18	0	500	6,000	6,000	6,000	6,000	6,000	30,500
C69218000	GAS TAXES	EAST KEYSVILLE ROAD OVER WEST BRANCH	Sep-19	0	0	117	1,400	1,400	1,400	1,400	5,717
C69360000	GAS TAXES	GUNN HIGHWAY AND LINEBAUGH AVENUE INTERSECTION IMPROVEMEN	Jan-17	0	331	331	331	331	331	331	1,986
C63090000	GAS TAXES	INTERSECTION AND PEDESTRIAN SAFETY PROGRAM	Ongoing	0	100	100	100	100	100	100	600
C69600000	GAS TAXES	INTERSECTION IMPROVEMENT PROGRAM	Ongoing	0	100,000	100,000	100,000	100,000	100,000	100,000	600,000
C63077000	GAS TAXES	LITHIA PINECREST/LUMSDEN/BELL SHOALS/DURANT INTERSECTION	Sep-20	0	0	0	219	2,628	2,628	2,628	8,103
C61150000	GAS TAXES	MADISON AVENUE IMPROVMENTS - US 41 TO 78TH STREET	TBD	0	0	0	8,000	8,000	8,000	8,000	32,000
C69601000	GAS TAXES	NEW AND IMPROVED SIGNALIZATION PROGRAM	Ongoing	0	100,000	100,000	100,000	100,000	100,000	100,000	600,000
C63073000	GAS TAXES	NEW TRAFFIC SIGNALS	Ongoing	0	13,000	13,000	13,000	13,000	13,000	13,000	78,000
C61035000	GAS TAXES	PAVED SHOULDERS /BYCYCLE LANES COUNTY RURAL ROADS	Ongoing	0	12,000	12,000	12,000	12,000	12,000	12,000	72,000
C69508000	GAS TAXES	SIDEWALK RETROFIT CONSTRUCTION	Ongoing	0	18,000	18,000	18,000	18,000	18,000	18,000	108,000
TOTAL TRANSPORTATION				3	\$638,931	\$644,548	\$654,050	\$658,876	\$685,459	\$685,459	\$3,967,322
<u>WATER ENTERPRISE PROGRAM</u>											
C10235000	UTIL FEES	COUNTYWIDE PUMP STATION SCADA (MASTER PROJECT)	Ongoing	2	\$120,000	\$120,000	\$120,000	\$120,000	\$120,000	\$120,000	\$720,000
C31983000	UTIL FEES	ENVIRONMENTAL LABORATORY REPLACEMENT	Mar-18	0	66,500	114,000	114,000	114,000	114,000	114,000	636,500
C31978000	UTIL FEES	PUBLIC UTILITIES SCADA OPERATIONS SUPPORT CENTER	Ongoing	0	50,000	50,000	50,000	50,000	50,000	50,000	300,000
C19017000	UTIL FEES	RWTM EXT. TO NEW DEVELOPMENTS AND RWIU'S-MASTER PROJECT	Ongoing	0	1,200	1,200	1,200	1,200	1,200	1,200	7,200
C10143000	UTIL FEES	SOUTH COUNTY WWTP EXPANSION FROM 4.5 TO 10 MGD	Dec-20	5	0	0	0	527,250	703,000	703,000	1,933,250
C10794000	UTIL FEES	SUPERVISORY CONTROL & DATA ACQUISITION FOR PUMP STATIONS PHII	Mar-18	0	43,750	75,000	75,000	75,000	75,000	75,000	418,750
TOTAL WATER ENTERPRISE PROGRAM				7	\$281,450	\$360,200	\$360,200	\$887,450	\$1,063,200	\$1,063,200	\$4,015,700
TOTAL ALL PROGRAMS				71	\$3,068,964	\$5,256,041	\$6,037,003	\$6,581,579	\$6,783,912	\$7,218,912	\$34,946,411

TBD - To be Determined

CAPITAL BUDGET
Major Repair, Renovation, Replacement and Maintenance (R3M) Program
Proposed FY 18 Project List

<u>FUND / PROJECT TITLE</u>	<u>AMOUNT</u>
<i><u>COUNTYWIDE (GENERAL FUND):</u></i>	
700 Twiggs Parking Garage Fire Sprinkler Pipe Paint	\$50,000
* Alderman's Ford Park Boardwalk Repairs Phase 1	400,000
Brandon Head Start Lighting Efficiency Project	15,000
Brandon Regional Service Center Int/Ext Painting	60,000
Brandon Regional Service Center Lighting Efficiency Project	60,000
Calhoun Head Start Flooring Repair And Facility Painting	100,000
Camp Bayou Park Classroom Siding Replacement And Painting	30,000
Camp Bayou Park Fossil Bldg. Siding Replacement And Painting	30,000
Camp Bayou Park Office Siding Replacement And Painting	30,000
Children Services Lake Magdalene Campus Lighting Efficiency Project	100,000
* Children Services Lake Magdalene Dorm HVAC Replacement	300,000
Children Services Lake Magdalene Shelter Home #1 A/C Replacement	30,000
Children Services Lake Magdalene Shelter Home #5 A/C Replacement	30,000
Cooperative Extension Fire Alarm & Rooftop A/C Replacement	65,000
Cooperative Extension Retaining Wall Repairs And Parking Repave	100,000
County Center Clean and Seal Exterior Granite Panels	140,000
* Court House Annex Roof Top A/C Replacements	630,000
Court House North Annex 2nd Floor Lighting Replacement Project	50,000
* Court House North Annex Elevator Renovations	250,000
Court House North Annex Restroom Renovations	140,000
Court House South Annex Restrooms Renovations	140,000
* Courts Downtown Training Facility	400,000
Dead River Park Potable Well Repairs	35,000
Edgecomb Court House Various Carpet Replacements	100,000
Eg Simmons Park Roadway Repave Ph1	149,000
Facilities Maintenance Shop Parking Repave	50,000
Facilities Surplus Warehouse Repave	100,000

CAPITAL BUDGET
Major Repair, Renovation, Replacement and Maintenance (R3M) Program
Proposed FY 18 Project List

Falkenburg Warehouse Restroom Renovations Phase 1	140,000
Fire House Cultural Center Patio Cover	50,000
Fleet Central Pavement Repairs Reseal/Stripe	140,000
* Hanna Rd Facility Re-Utilization Ph2	200,000
Lettuce Lake Park Visitor Center Flooring Replacement	40,000
Lithia Springs Park Potable Well Repairs	25,000
Lithia Springs Park Swimming Area Retaining Wall Repairs	100,000
Lutz Senior Center Modified Roof Replacement	20,000
Lutz Senior Center Painting Project	20,000
Mango Head Start Int/Ext Painting	20,000
Mccloud Head Start Lighting And Painting Project	50,000
Oaks Senior Center Painting Project	30,000
* Pet Resource Kennel Overflow Renovations	500,000
Pierce Parking Garage A/C Replacements	75,000
Plant City Head Start Lighting And Painting Project	30,000
Plant City Head Start Roof Replacement	25,000
Plant City Senior Center Painting Project	25,000
Roger Stewart Complex Courtyard Renovations	75,000
Roger Stewart Complex Elevator Renovations Phase 1	140,000
Roger Stewart Complex Lighting Efficiency Project	100,000
Roger Stewart Complex Restroom Renovations Phase 1	140,000
Ruskin Head Start Lighting Efficiency Project	15,000
Ruskin Head Start Roof Replacement	30,000
* South Shore Service Center Hvac Chiller Replacement	300,000
Town & Country Commons Complex Lighting Efficiency Project	100,000
Town & Country Commons Complex Int/Ext Paint	100,000
Trout Creek Park Potable Well Repairs	35,000
Zack Parking Garage Elevator Cab Renovations & AC Replacement	140,000
Total Countywide (General Fund)	\$6,249,000

CAPITAL BUDGET
Major Repair, Renovation, Replacement and Maintenance (R3M) Program
Proposed FY 18 Project List

UNINCORPORATED AREA (MSTU):

Beacon Meadows Park Playground Replacement	\$70,000
Chandler Park Playground Replacement	70,000
Church Park Playground Replacement	70,000
Country Place West Park ADA Parking Renovations	75,000
Deerfield Park Playground Replacement	70,000
Dover District Park Potable Well Repairs	25,000
Earl Simmons Recreation AC & Ductwork Replacement	100,000
Earl Simmons Recreation Center Parking Lot ADA Renovations	75,000
Evans Park Playground Replacement	110,000
Fire Rescue #15 Palm River Drainage Repairs	50,000
* Fire Rescue #28 Sun City HVAC Replacement	200,000
Fire Rescue #28 Sun City Kitchen Cabinetry Replacement	40,000
* Fire Rescue #37 Providence HVAC Replacement	200,000
* Fire Rescue #38 River Oaks HVAC Replacement	175,000
* Fire Rescue #39 Tampa Oaks HVAC Replacement	175,000
JB Gibson Park Playground Replacement	70,000
* Kenly Recreation Center HVAC Replacement	225,000
Keysville Recreation AC & Ductwork Replacement	100,000
* Northdale Recreation Center HVAC Replacement	250,000
Northlakes Park Playground Replacement	110,000
Orange Grove Sports Complex Irrigation Well Repairs	35,000
Peterson Park Playground Replacement	70,000
Pinecrest Little League Potable Well Repairs	35,000
Public Works Traffic Services Fencing Replacement	40,000
Riverview Older Recreation Center Roof Replacement	30,000

CAPITAL BUDGET
Major Repair, Renovation, Replacement and Maintenance (R3M) Program
Proposed FY 18 Project List

*	Turkey Creek Football Sports Lighting Replacement	300,000
	Villa Rosa Park Playground Replacement	75,000
	William Owen Pass Park Potable Well Repairs	15,000
	Woodlake Park Playground Replacement	30,000
	Total Unincorporated Area (MSTU Fund)	\$2,890,000
	<u>SPECIAL LIBRARY TAXING DISTRICT:</u>	
*	South Shore Library Chiller Replacements	\$300,000
*	West Tampa Library HVAC Replacement	200,000
	Total Special Library Taxing District	\$500,000
Total R3M Proposed List		\$9,639,000

* CIP Projects

Note: To ensure that funding is available to maintain existing facilities, the Board of County Commissioners sets aside a minimum of 1% of anticipated annual revenues in the Countywide General Fund, the Unincorporated Area General Fund and the Library District Fund. The FY 18 1% - 1.5% allocations will generate approximately \$4.7 million for Countywide General Fund, \$3.3 million for the Unincorporated Area General Fund and \$441,000 for the Library District Fund in each fiscal year.

STORMWATER PROGRAM MASTER PROJECTS

<u>Sub-Project #</u>	<u>Sub-Project Title</u>	<u>Cost Estimate</u>	<u>Estimated Completion Date</u>	<u>Project Status</u>
C41142000 - Countywide Watershed Masterplan Update Phase II				
41142002	Alafia River Watershed Update Study	\$733,050	20-Sep-18	PD&E
	Sub Total	\$733,050		
	Completed and Cancelled Subprojects Prior to FY 17	\$2,513,501		
	Available for Future Projects	\$351,033		
	Total Countywide Watershed Masterplan Update Phase II	\$3,597,584		
C46136000 - Culvert Renewal & Replacement Program (CRRP)				
46136002	Shadow Run (4 locations) Culvert Renewal & Replacement Project	\$409,685	22-Nov-16	Post Construction
46136004	911 Colson Rd. Culvert Renewal & Replacement Project	156,036	23-Jan-18	Design
46136008	W Robertson St & S Moon Ave Culvert Renewal & Replacement Project	386,327	30-Jul-17	Construction
46136022	1014 Cornwall Ct Culvert Renewal & Replacement Project	126,080	23-Mar-17	Construction
46136023	12818 Virgil Hall Rd Culvert Renewal & Replacement Project	91,028	19-Dec-16	Post Construction
46136027	Kings Forest Subdivision(6 locations pending) Culvert Renewal & Replacement Project	236,894	03-Feb-17	Post Construction
46136028	Waters Ave Drainage Improvements-Phase I- (33 pipes) Culvert Renewal & Replacement Prc	1,316,187	05-Jun-19	On Hold
46136030	7701 Comanche Ave / 5411 Staley Dr. Culvert Renewal & Replacement Project	143,338	07-Nov-16	Post Construction
46136031	W Lambright St & N Glen Ave Culvert Renewal & Replacement Project	108,924	20-Dec-16	Post Construction
46136032	6818 Hale Ave Culvert Renewal & Replacement Project	92,900	20-Oct-16	Post Construction
46136034	14810 Wedgewood Dr Culvert Renewal & Replacement Project	200,507	15-Feb-17	Post Construction
46136035	Claire Dr - Nita Dr - Elise Marie Dr Culvert Renewal & Replacement Project	274,169	30-Dec-16	Post Construction
46136036	3313 King Charles Cir Extension Culvert Renewal & Replacement Project	573,115	23-Oct-19	PD&E
46136037	Greenview Dr / Alpine Dr / Ellen Way Culvert Renewal & Replacement Project	127,894	10-Jan-17	Post Construction
46136038	Bloomingfield Dr Culvert Renewal & Replacement Project	157,703	30-Jan-17	Construction
46136044	Galewood Cir & Garrison Cir Culvert Renewal & Replacement Project	70,000	29-Dec-17	On Hold
46136045	6514 Winding Oak Dr. Culvert Renewal & Replacement Project	79,283	30-Dec-17	On Hold
46136046	Cypress Ridge Place Culvert Renewal & Replacement Project	99,841	30-Dec-17	On Hold
46136048	4417 Willowrun Lane Culvert Renewal & Replacement Project	43,564	30-Dec-17	On Hold
46136049	Brentwood Park Cir Culvert Renewal & Replacement Project	86,030	30-Nov-16	Post Construction
46136050	Pennington Rd Culvert Renewal & Replacement Project	211,850	30-Nov-16	Post Construction
46136051	Hutchison Rd & Country Lake Dr Culvert Renewal & Replacement Project	120,000	09-Apr-19*	On Hold
46136052	Ehrlich Rd - Farmington Blvd / Black Cypress Ln Culvert Renewal & Replacement Project	88,756	05-Dec-16	Post Construction
46136053	Crenshaw Lake Rd Culvert Renewal & Replacement Project	356,770	10-Feb-17	Post Construction
46136054	17508 Brandywine Dr Culvert Renewal & Replacement Project	63,447	12-May-17	Post Construction
46136055	925 Chipaway Dr Culvert Renewal & Replacement Project	27,956	18-Nov-16	Post Construction
46136057	Osprey Ridge Blvd / S of Eaglerise Dr Culvert Renewal & Replacement Project	43,828	21-Feb-17	Post Construction
46136060	Heather Lakes Blvd & Glenmere Dr Culvert Renewal & Replacement Project	67,496	03-Jan-17	Post Construction
46136061	7404 Reindeer Rd Culvert Renewal & Replacement Project	70,863	06-Dec-16	Post Construction
46136063	3816 Beechwood Blvd Culvert Renewal & Replacement Project	107,000	29-Dec-18	On Hold
46136064	4408 E Tarpon Dr Culvert Renewal & Replacement Project	115,916	11-May-17	Post Construction

STORMWATER PROGRAM MASTER PROJECTS

<u>Sub-Project #</u>	<u>Sub-Project Title</u>	<u>Cost Estimate</u>	<u>Estimated Completion Date</u>	<u>Project Status</u>
46136065	1903 Cape Bend Ave Culvert Renewal & Replacement Project	63,992	05-Mar-17	Post Construction
46136066	2005 Cape Bend Ave Culvert Renewal & Replacement Project	52,960	05-Dec-16	Post Construction
46136067	2532 Lake Ellen Circle Culvert Renewal & Replacement Project	44,968	06-Dec-16	Post Construction
46136068	12212 N Armenia Ave Culvert Renewal & Replacement Project	39,829	17-Mar-17	Post Construction
46136069	Woodlynne Ave / River Cove Dr. / Sitka St. Culvert Renewal & Replacement Project	165,779	21-Dec-16	Post Construction
46136070	W Idlewild Ave & N Thatcher Ave Culvert Renewal & Replacement Project	79,419	30-Dec-17	On Hold
46136071	18802 Misty Shores Lane / Lake Cooper Dr. Culvert Renewal & Replacement Project	76,633	09-Mar-17	Post Construction
46136072	Northdale Blvd & Silverhill Dr. Culvert Renewal & Replacement Project	600,000	26-Dec-19	PD&E
46136073	4214 Grainary Ave Culvert Renewal & Replacement Project	100,000	08-Feb-19*	On Hold
46136074	5808 County Hills Dr Culvert Renewal & Replacement Project	84,638	07-Dec-16	Post Construction
46136075	5010 Chattam Ln Culvert Renewal & Replacement Project	155,508	14-Nov-16	Post Construction
46136078	4210 Meadow Hill Dr Culvert Renewal & Replacement Project	63,719	15-Dec-16	Post Construction
46136080	Hollowell Dr Culvert Renewal & Replacement Project	285,800	05-Jan-17	Post Construction
46136084	12509 Saint Charlotte Dr Culvert Renewal & Replacement Project	63,412	07-Nov-16	Post Construction
46136085	4023 Bell Grande Dr Culvert Renewal & Replacement Project	20,394	28-Oct-16	Post Construction
46136087	4543 W Knox St Culvert Renewal & Replacement Project	13,079	29-Dec-17	On Hold
46136088	7523 Overbrook Dr. Culvert Renewal & Replacement Project	96,439	25-Oct-16	Post Construction
46136089	7402 Ehrlich Rd Culvert Renewal & Replacement Project	30,000	29-Dec-17	On Hold
46136090	16128 Armistead Ln. Culvert Renewal & Replacement Project	206,488	29-Dec-17	On Hold
46136091	5002 Pickett Ct. Culvert Renewal & Replacement Project	94,071	29-Dec-17	On Hold
46136092	14317 Kelligrew Place Culvert Renewal & Replacement Project	58,048	14-Dec-16	Post Construction
46136093	Summerwind Dr. Culvert Renewal & Replacement Project	58,252	14-Dec-16	Post Construction
46136094	Northdale Area Culvert Renewal & Replacement Project	375,329	03-Feb-17	Post Construction
46136095	19820 Wyndham Lakes Dr Culvert Renewal & Replacement Project	45,010	18-Oct-16	Post Construction
46136096	Waters Ave Drainage Improvements-Phase II Culvert Renewal & Replacement Project	1,500,000	20-Apr-20	PD&E
46136097	Hanna Ave to Thatcher / Lois Ave / Coolidge Culvert Renewal & Replacement	895,197	06-Jan-19*	Design
46136121	Faircloth Subdivision CRRP - 17	120,371	15-Dec-16	Post Construction
46136123	Thonotosassa Rd at Campbell Branch Culvert Renewal & Replacement	532,310	18-Mar-18	Design
46136125	18118 Burrell Rd Culvert Renewal & Replacement	33,889	18-Jan-17	Post Construction
46136126	3614 Crenshaw Lake Rd Culvert Replacement Project	82,550	29-Mar-19	PD&E
46136128	1519 12th St NE Culvert Renewal & Replacement	80,755	12-Oct-16	Post Construction
46136129	Rockledge View Dr Culvert Replacement and Repair	146,413	17-Mar-17	Post Construction
46136130	1715 Wolf Laurel Drive Culvert Replacement and Repair	54,661	31-Jan-17	Post Construction
46136131	10515 & 10517 Lake Williams Dr Culvert Replacement and Repair	179,437	15-Feb-17	Post Construction
46136132	7028 Krycul Ave Culvert Replacement and Repair	62,657	15-May-17	Post Construction
46136133	2415 Maydell Drive CRRP	50,749	24-May-17	Post Construction
46136134	1407 Provincetown Circle CRRP	232,254	06-Jan-17	Post Construction
46136135	2101 Doefield Court CRRP	218,971	06-Dec-16	Post Construction
46136136	2408 Hermosa Drive CRRP	66,000	29-Dec-17	On Hold

STORMWATER PROGRAM MASTER PROJECTS

<u>Sub-Project #</u>	<u>Sub-Project Title</u>	<u>Cost Estimate</u>	<u>Estimated Completion Date</u>	<u>Project Status</u>
46136139	16209 Yaupon Place CRRP	148,750	04-Apr-17	Post Construction
46136140	18410 Timberlan Drive CRP	104,296	24-Dec-16	Post Construction
46136141	Dover Ct to Robinswood Lane CRRP	111,895	27-Dec-16	Post Construction
46136143	1514 Wishing Well Way CRRP	66,826	27-Aug-17	Construction
46136144	18913 Crescent Rd CRRP	33,910	27-Aug-17	Construction
46136145	12741 Geneva Glade Drive CRRP	34,057	27-Aug-17	Construction
46136146	Countryside Street CRRP	104,514	27-Aug-17	Construction
46136147	2239 Elizabeth Drive CRRP	130,000	29-Dec-17	On Hold
46136148	6520 Secrest Court CRRP	34,258	19-Dec-16	Post Construction
46136149	15512 Lake Grace Drive CRRP	167,118	23-Feb-17	Post Construction
46136150	104 Wintersong Ln CRRP	150,259	09-Feb-17	Post Construction
46136151	3630 Little Rd CRRP	21,644	12-May-17	Construction
46136152	6801 N 78th St CRRP	43,462	03-Jan-17	Post Construction
46136153	15424 Manning Dr CRRP	105,661	27-Aug-17	Construction
46136154	1014 Crystal Lake Rd CRRP	75,501	27-Aug-17	Construction
46136156	7814 Kinard Road CRRP	30,769	10-Mar-17	Post Construction
46136157	Linebaugh Ave & Cedarwood Village Dr CRRP	60,000	29-Dec-17	On Hold
46136158	18930 Livingston Ave CRRP	50,805	27-Aug-17	Construction
46136159	Nundy Ave - Richardson St CRRP	127,039	13-Feb-17	Post Construction
46136160	Dartmoor Ln CRRP	63,440	09-Mar-17	Post Construction
46136161	Garden Ln CRRP	40,000	29-Jan-18	On Hold
46136162	Bob Head Rd CRRP	140,000	29-Jan-18	On Hold
46136163	15326 Winding Creek Dr CRRP	40,066	14-Dec-16	Post Construction
46136164	Apple Ridge Ln CRRP	85,505	24-Apr-17	Post Construction
46136165	704 Stephens Road CRRP	50,000	29-Jan-18	On Hold
46136166	9401 Woodland Ridge Drive CRRP	84,587	20-Dec-16	Post Construction
46136167	1205 Lakeside Drive CRRP	70,000	09-Aug-17	Pre-Construction
46136168	Mallard Ct CRRP	67,213	29-Dec-17	On Hold
46136169	McIntosh Rd & Dickey Ave CRRP	101,763	10-Mar-17	Post Construction
46136170	Pat Blvd & Sunnyslope Dr CRRP	71,119	23-Jan-17	Post Construction
46136171	5702 Cassels Rd CRRP	60,000	29-Jan-18	On Hold
46136172	4005 Cooper Rd CRRP	102,780	24-Apr-17	Post Construction
46136173	Palm River Rd CRRP	250,000	30-Mar-18	On Hold
46136174	N Armenia Ave & Thornbrook Pl CRRP	34,349	23-Jan-17	Post Construction
46136175	4702 Bullock Ct CRRP	11,220	28-Jan-17	Post Construction
46136176	N Rome Ave & Round Pond Ave CRRP	20,193	23-Jan-17	Post Construction
46136177	6002 W Jean St CRRP	65,000	29-Jan-18	On Hold
46136178	Netherwood Dr & W Course Dr CRRP	150,000	24-Apr-17	Post Construction
46136179	8043 Fawnridge Circle CRRP	109,000	29-Dec-17	On Hold

STORMWATER PROGRAM MASTER PROJECTS

<u>Sub-Project #</u>	<u>Sub-Project Title</u>	<u>Cost Estimate</u>	<u>Estimated Completion Date</u>	<u>Project Status</u>
46136180	10102 White Trout Lane CRRP	38,680	22-Dec-16	Post Construction
46136181	1622 Ledgestone Drive CRRP	67,494	21-Nov-16	Post Construction
46136182	1509 Blackstone Cir CRRP	35,000	29-Jan-18	On Hold
46136183	1328 Flaxwood Ave CRRP	50,000	25-Feb-18	Pre-Construction
46136184	10024 Nixon Road CRRP	140,000	29-Jan-18	On Hold
46136185	Shady Branch Subdivision CRRP	165,000	30-Mar-18	On Hold
46136186	7708 E. Broadway Avenue	53,267	26-Apr-17	Post Construction
46136187	2533 W Minnehaha St CRRP	100,000	28-Feb-18	On Hold
46136189	Wallingford Dr CRRP	20,000	28-Feb-18	On Hold
46136190	10512 CarrollView Drive Culvert Replacement and Repair	71,123	06-Jan-17	Post Construction
46136191	702 Druid Way CRRP	55,000	28-Feb-18	On Hold
46136192	2502 Chateau Dr CRRP	50,000	28-Feb-18	On Hold
46136193	13511 Clubside Dr CRRP	160,000	01-Jun-17	Construction
46136194	Washington Rd & Valrico Rd CRRP	116,638	17-Feb-17	Post Construction
46136195	4108 Cromwell Drive CRRP	97,554	28-Apr-17	Post Construction
46136196	3102 W Burke St CRRP	95,000	28-Feb-18	On Hold
46136197	2603 Savannah Drive CRRP	225,000	30-Mar-18	On Hold
46136198	10704 Lake Carroll Way Nakora Drive CRRP	210,000	30-Mar-18	On Hold
46136199	Jayne Pl & Lynnette Dr CRRP	99,824	23-Mar-17	Post Construction
46136200	6442 Willow Wood Lane CRRP	80,000	30-Dec-17	On Hold
46136201	1408 137th Avenue CRRP	25,000	30-Dec-17	On Hold
46136202	11601 N Grady Ave CRRP	402,127	06-Mar-17	Post Construction
46136203	7613 Nottinghill Sky Drive CRRP	164,618	27-Feb-17	Post Construction
46136204	7314 Nova Circle CRRP	161,324	06-Apr-17	Post Construction
46136205	7109 Kingsbury Cir CRRP	60,000	30-Dec-17	On Hold
46136207	6420 Wilshire Drive CRRP	72,000	30-Mar-18	Pre-Construction
46136208	8505 Race Track Rd CRRP	50,000	30-Mar-18	On Hold
46136209	581 Cypress Lane CRRP	45,000	30-Mar-18	On Hold
46136210	14920 Redcliff Drive CRRP	50,000	30-Mar-18	On Hold
46136211	20 SE 2nd Ave-Lutz CRRP	65,000	30-Dec-17	On Hold
46136212	9707 Riverview Drive CRRP	85,149	22-May-17	Construction
46136213	10701 Bloomingdale Ave CRRP	90,000	29-Aug-17	Pre-Construction
46136214	503 Crystal Grove Blvd & 18237 Clear Lake Drive CRRP	201,106	05-Jan-17	Post Construction
46136215	11521 Innfields Dr CRRP	144,153	30-Jan-17	Post Construction
46136216	2402 S 58th St CRRP	69,622	17-Mar-17	Post Construction
46136217	2921 W Idlewild Ave CRRP	122,601	25-May-17	Construction
46136218	Golden Dr & Hennery Canal CRRP	354,619	15-Mar-17	Post Construction
46136219	2502 Greenmoor Pl CRRP	110,000	17-Dec-17	On Hold
46136220	7351 Muck Pond Rd CRRP	50,000	30-Mar-18	On Hold

STORMWATER PROGRAM MASTER PROJECTS

Sub-Project #	Sub-Project Title	Cost Estimate	Estimated Completion Date	Project Status
46136221	8501 Pinewood Street CRRP	134,642	23-Mar-17	Post Construction
46136222	Montilla Pl CRRP	261,770	10-Mar-17	Post Construction
46136223	15007 Monet Drive CRRP	113,066	05-Apr-17	Post Construction
46136224	503 Crystal Grove Blvd CRRP (Project combined with 46136214)	40,000	25-Feb-18	Post Construction
46136225	Tangelo St and Clemons Rd CRRP	100,000	30-Mar-18	On Hold
46136227	12303 Glenshire Dr CRRP	116,592	18-Oct-16	Post Construction
46136228	Big Bend Rd W Of Mistral Cove Pl	116,015	14-Oct-16	Post Construction
46136229	8838 Oak Circle CRRP	194,730	21-Oct-16	Post Construction
46136231	17712 Morninghigh Dr	100,000	29-Nov-17	On Hold
46136232	Mohawk Dr CRRP	424,058	30-Mar-18	Design
46136233	18905 Geraci Rd	185,000	29-Dec-18	On Hold
46136234	314 NEWBURGER RD	225,000	29-Dec-18	On Hold
46136235	4323 BERKLEY DR	40,000	12-Sep-17	Pre-Construction
46136236	2409 Maydell Drive	175,000	29-Dec-18	PD&E
46136237	7414 E CHELSEA ST	130,000	29-Dec-18	PD&E
46136238	3911 COOPER RD	180,000	29-Dec-18	PD&E
46136239	18843 N US41 Hwy	160,000	22-Apr-18	PD&E
46136240	Livingston South of Sunset	80,000	29-Dec-18	PD&E
46136241	7205 Gunn Hwy	215,000	29-Dec-18	PD&E
46136242	16211 Fantasia Dr CRRP	20,000	30-Dec-17	On Hold
46136243	8617 May Circle	150,000	21-Jul-18	On Hold
46136244	1010 Spindle Palm Way	61,000	12-Jan-18	Design
46136256	10032 Kenda Drive	121,000	12-Jan-18	Design
Sub Total		\$23,995,136		
Completed and Cancelled Subprojects Prior to FY 17		\$4,751,315		
Available for Future Projects		\$44,046,715		
Total Culvert Renewal & Replacement Program		\$72,793,166		
C46132000 - Major Neighborhood Drainage Improvements				
46132015	Winston Park Drainage Improvements	\$472,419	31-Mar-17	Construction
46132023	Lonesdale Place	311,722	09-Nov-16	Construction
46132024	W. Lambright Street	2,261,655	18-Aug-18	Design
46132025	Cranberry Lane Drainage Improvements	944,477	23-Dec-18	Design
Sub Total		\$3,990,273		
Completed and Cancelled Subprojects Prior to FY 17		\$6,142,131		
Available for Future Projects		\$24,972		
Total Major Neighborhood Drainage Improvements		\$10,157,376		

STORMWATER PROGRAM MASTER PROJECTS

Sub-Project #	Sub-Project Title	Cost Estimate	Estimated Completion Date	Project Status
C46129000 - Master Plan Implementation Program				
46129002	Providence Rd./Watson Rd. Int. & Crescent Lake Dr. Drainage Imp. (Alafia River Watershed)	\$1,844,285	09-Apr-18	Construction
46129004	Upper Town & Country Area LSWC-10C	2,021,806	21-Sep-18	Procurement
46129005	Dimarco Road LSWC-5A	289,489	25-Mar-18	Land Acq
46129006	Tanglewood Lane	1,915,977	10-Apr-18	Procurement
46129009	Lake Carroll Outfall Improvement	1,779,549	11-Aug-18	Procurement
Sub Total		\$7,851,107		
Completed and Cancelled Subprojects Prior to FY 17		\$1,955,920		
Available for Future Projects		\$892,961		
Total Master Plan Implementation Program		\$10,699,988		
C46131000 - Minor Neighborhood Drainage Improvements				
46131001	Cummins Road Drainage Improvements	\$120,000	02-May-18	On Hold
46131002	Zambito Road Drainage Improvements	145,640	20-Jun-18	Design
46131004	Newberger Road Drainage Improvements	238,400	15-Mar-18	Design
46131008	E. 23rd Avenue & N. 76th Street	346,734	04-Jan-17	Construction
46131010	Michigan Avenue Drainage Improvements	302,700	06-May-18	Design
46131015	Front Street Drainage Improvements	429,000	23-Oct-18	Design
46131019	Jefferson Road Drainage Improvements	3,924	30-Aug-17	On Hold
46131057	Greenhills Drive Pump Station	1,137,828	31-Jul-17	Construction
46131064	Kenlake Drive Drainage Improvements	228,180	27-Jan-18	Pre-Construction
46131070	Jerry Smith Road Bridge Culvert Replacement	20,000	29-Jan-18	Design
46131071	R. E. Olds Farm Drainage Improvements	72,204	29-Jan-18	On Hold
46131072	Holloway Road Drainage Improvements	45,302	14-Apr-17	Construction
46131079	Jaudon Rd. south of Raulerson Rd. Drainage Improvements	44,510	29-Apr-18	Design
46131093	Holloway Road Drainage Phase II	930,808	26-Nov-17	Construction
46131095	Crawley Road Culvert Replacement	166,103	25-Aug-17	Design
46131096	Bonacker Dr. Drainage Improvements.	377,488	01-May-18	On Hold
46131097	Kingsway SMI	100	10-Apr-17	Post Construction
46131101	Casey Road Drain Upgrade	127,294	28-Nov-17	Pre-Construction
46131102	Harney Road at Kash N Karry Drainage Improvement	71,000	18-May-18	Design
46131105	Forest Hills Drive Drainage Improvements from Ralkell Road to Eckles Drive	135,000	02-Feb-18	Land Acq
46131106	Gallagher Road and Sea Critter Lane Cross Drain	327,497	30-Apr-18	Design
46131107	W. Kenmore Ave/Lorraine Ave Drainage Improvements	288,366	12-Sep-17	Pre-Construction
46131109	Falkenburg Outfall	463,276	31-Mar-18	Land Acq
46131111	Hanna Ave at 56th Street Drainage Improvements	156,877	29-Jul-17	Construction
Sub Total		\$6,178,230		
Completed and Cancelled Subprojects Prior to FY 17		\$13,716,209		
Future Funding (To Be Determined)		(\$1,512,374)		
Total Minor Neighborhood Drainage Improvements		\$18,382,065		

STORMWATER PROGRAM MASTER PROJECTS

<u>Sub-Project #</u>	<u>Sub-Project Title</u>	<u>Cost Estimate</u>	<u>Estimated Completion Date</u>	<u>Project Status</u>
C46139000 - Neighborhood Drainage Improvement				
46139001	Pennington Road Inlet & Cross-Drain Drainage Improvements	\$40,000	14-Oct-17	Procurement
46139002	Linwood Terrace Drainage Improvements	204,066	06-Aug-18	Design
46139005	Buckhorn Springs Manor Phase II Pipe Replacement	315,000	19-May-19	Design
46139006	Double Branch Creek Bypass Conveyance System Drainage Improvements	891,492	28-Jul-18	PD&E
46139008	Chickory Ln Drainage Improvements	401,058	28-Sep-17	Pre-Construction
46139009	Club Manor Drive Drainage Improvements	489,034	05-Dec-17	Design
46139010	County Road 579 Drainage Improvements	249,312	28-Jan-18	Design
46139012	Lake Magdalene Cir Drainage Improvements	94,200	29-Sep-18	On Hold
46139013	Carrollwood Village South Ph III Drainage Improvements	197,570	04-Nov-18	Design
46139015	8th Ave S Drainage Rehab Drainage Improvements	146,674	02-Jan-18	Design
46139016	Langston Park Drainage Rehabilitation & Improvements	211,681	03-Sep-19	Design
46139017	Sunnyhills Drive Underdrain Drainage Improvements	297,337	23-Mar-18	Design
46139018	Hillview Ct Drainage Improvements	176,955	28-Jan-18	Design
46139019	Robin Hill Circle Drainage Improvements	487,098	17-Apr-18	Design
46139020	Little Rd Drainage Improvements	244,041	29-May-18	Design
46139021	Brooker Road at High Point Drainage Improvements	178,079	27-Apr-18	Design
46139022	Hill Drive Drainage Rehab Drainage Improvements	315,557	07-Jun-18	Design
46139023	Alafia Blvd Drainage Improvements	194,165	29-May-18	Design
46139024	Windy Circle Drainage Improvements	354,525	29-May-18	Design
46139025	Smith Ryals Rd & Holloman Rd Intersection Drainage Improvements	340,396	30-Aug-18	Design
46139026	Sparkman Road at Nesmith Rd Drainage Improvements	979,388	28-May-19	Design
46139027	Armor/Holloway Drainage Improvements	273,756	04-Mar-18	Design
46139028	Kankakee Lane Drainage Improvements	296,587	27-Feb-18	Design
46139030	12th Ave S at 66th St S Drainage Improvements	486,369	24-Feb-19	On Hold
46139031	Piermaj Lane Drainage Improvements	133,092	26-May-18	Design
46139032	Vandervort Road Drainage Improvements	521,531	25-Jul-18	Design
46139034	Channel G/H Triple Barrel Pipe Replacement	221,483	11-Dec-17	Construction
46139035	Wooten Rd Drainage Improvements	181,946	30-Mar-18	Design
46139037	Taylor Road SMI Drainage Improvements	468,029	21-Jul-18	Design
46139038	Jean Street Drainage Improvements	174,717	24-Apr-18	Pre-Construction
46139039	East Lake Drainage System Upgrade Ph II	449,696	26-Jul-18	Design
46139040	East Lake Drainage System Upgrade Ph I	190,815	12-Jul-18	Design
46139041	19th Ave (Palm River Park) Drainage Improvements	780,000	28-Feb-19	Design
46139042	Brandon Lakes SMI Drainage Improvements	179,869	27-Dec-17	Pre-Construction
46139043	Exposition Dr @ 8755 Eastward Underdrain Rehab. PD&E Only	57,150	08-Dec-18	PD&E
46139044	Nine Eagles Drive Drainage Improvements	147,530	09-Sep-18	PD&E
46139045	S Mobley Rd Drainage Improvements	126,365	09-Sep-18	PD&E

STORMWATER PROGRAM MASTER PROJECTS

<u>Sub-Project #</u>	<u>Sub-Project Title</u>	<u>Cost Estimate</u>	<u>Estimated Completion Date</u>	<u>Project Status</u>
46139046	Malta Ln Drainage Improvements	38,100	25-Nov-18	PD&E
46139047	Pampano Dr Drainage Improvements	38,100	08-Dec-18	PD&E
46139048	Dolphin Dr. & Pompano Dr. Drainage Improvements PD&E Only	51,118	08-Dec-18	PD&E
46139050	Sligh Ave Cross Drain/Outfall Installation	192,705	09-Oct-18	PD&E
46139051	Carrollwood Village Dr Pipe Lining	561,600	07-Feb-19	PD&E
46139052	Langston Park Drainage Rehabilitation Ph 2B	211,681	03-Sep-19	Design
46139053	Langston Park Drainage Rehabilitation Ph 2C	211,681	03-Sep-19	Design
46139054	East Gate Mobile Estates	154,290	11-Dec-18	PD&E
46139055	Lutie Drive at Front Street Drainage Improvement	306,453	24-Feb-19	PD&E
46139056	Monette Road Drainage Improvements	177,706	26-Dec-18	PD&E
46139057	W Bloomingdale Blvd Pipe Replacement	426,360	08-Mar-20	On Hold
46139058	Henry George road & Old Hopewell Road Drainage Improvements	155,830	26-Dec-18	PD&E
46139059	Dover Road at Washington Road Drainage Improvements	161,123	26-Dec-18	PD&E
46139060	W. Keysville Road Drainage Improvements	237,515	24-Feb-19	PD&E
46139061	43rd Street Drainage Improvements	133,450	08-Jan-20	On Hold
46139062	E 142nd Ave & E 140th Ave Drainage Improvements	151,300	22-Apr-20	On Hold
46139063	Jorene Road SMI Drainage Improvements	114,200	22-Apr-20	On Hold
46139064	Gunn Hwy at Binder Road Drainage Improvements	149,150	08-Jan-20	On Hold
46139065	Canal Blvd Drainage Improvements	131,880	08-Mar-20	On Hold
46139066	N Valrico Rd Box Culvert Upgrade South of Fats Ln	337,000	08-Mar-20	On Hold
46139067	Orient Park Ditch Erosion	135,675	08-Jan-20	On Hold
46139068	Badger Rd Pond Improvements	351,000	20-Mar-20	On Hold
46139069	Crosby Rd Drainage Improvements	570,628	04-Oct-20	On Hold
46139070	Corlett Road Outfall	37,209	04-Feb-20	PD&E
46139071	Providence Rd and Church Dr Drainage Improvements	1,228,880	04-Oct-20	PD&E
46139072	Valrie Lane Drainage Improvements	963,538	04-Sep-20	PD&E
46139073	44th Street Cross Drainage Improvements	53,380	26-Jan-20	PD&E
46139074	Kirby Street Pump Station Drainage Improvements	174,825	04-Feb-20	PD&E
46139075	Chinaberry Drive at Baywood Drive Intersection Reconstruction	135,805	04-Feb-20	PD&E
46139076	Falkirk Pl. Drainage Improvements	499,122	23-Mar-20	PD&E
46139077	9920 Davis St Drainage Rehab	184,875	23-Jan-20	PD&E
46139078	Dorman Road (East of Browning Road) Drainage Improvements	70,650	23-Jan-20	PD&E
46139079	S Village Ave at N Albany Ave Drainage Improvements	47,100	08-Jan-20	On Hold
46139080	Rome Ave/Terra Mar Dr Drainage Improvements	151,875	08-Jan-20	On Hold
46139081	42nd St E - Side Inlet Drainage Improvements	78,500	09-Dec-19	On Hold
46139082	Rawls Road Drainage Improvements	52,233	09-Dec-19	On Hold
46139083	Snead Place Trash Interceptor Drainage Improvements	62,800	09-Dec-19	On Hold
46139084	Henderson Rd Drainage Improvements	94,200	08-Jan-20	On Hold
46139085	Wilson Circle Drainage Improvements	157,460	22-Apr-20	On Hold

STORMWATER PROGRAM MASTER PROJECTS

<u>Sub-Project #</u>	<u>Sub-Project Title</u>	<u>Cost Estimate</u>	<u>Estimated Completion Date</u>	<u>Project Status</u>
46139086	Chastain Road Drainage Improvements	427,989	20-Mar-20	On Hold
46139087	Clewis Ave 5102 Drainage Improvements	127,847	21-Dec-19	On Hold
46139088	Dormany Rd Crossdrain Upgrade	157,847	06-Jan-20	On Hold
46139089	Coulter Cir. Drainage Improvements	117,750	06-Jan-20	On Hold
46139090	2219 Sidney Dover Rd Drainage Upgrade	109,602	07-Apr-20	On Hold
46139091	White Heron Blvd SMI	135,000	05-Apr-20	On Hold
46139092	Seabreeze SMI	164,440	05-Apr-20	On Hold
46139093	Racetrack Rd & McCormick Dr Storm FM	72,229	14-Dec-16	Post Construction
46139094	15th St & 122nd Pond Expansion	140,000	10-May-17	Construction
46139096	Valrico Lake to Long Pond Ditch Weir	27,184	20-Jul-17	Procurement
46139097	Drawdy Rd & Holloway Rd Drainage Improvements	137,485	29-Sep-17	Design
46139098	Rocky Creek Drive Drainage Improvement	180,000	05-Dec-18	PD&E
46139099	Lake Meade Timber Pond Connection Improvement	60,000	21-Oct-17	Design
46139100	Summerfield Soccer Park Drainage Improvement	250,000	30-Jul-17	Design
46139101	Carrollwood Meadow Drainage Improvement	720,000	30-Apr-21	PD&E
46139102	8418 Claonia St Drainage Improvements	275,000	28-Jun-18	On Hold
46139103	Crawley Rd Drainage Project	983,000	22-May-18	Land Acq
46139104	Kingsway at Jean Ann Drainage Improvements	249,303	31-Aug-17	Pre-Construction
46139105	Gibson Ave Drainage Improvements	1,888,000	13-Dec-19	PD&E
46139999	Neighborhood Project Development - Planning	230,000	30-Sep-17	PD&E
Sub Total		\$26,940,236		
Completed and Cancelled Subprojects Prior to FY 17		\$851,022		
Available for Future Projects		\$7,327,287		
Total Neighborhood Drainage Improvement		\$35,118,545		
C46138000 - Stormwater Pumping Station Renewal & Replacement				
46138001	Gibson Ave Pump Station Study & Design	\$13,070	21-Sep-18	Design
46138100	Stormwater Pump Station Master Plan	149,975	11-Dec-17	Design
Sub Total		\$163,045		
Completed and Cancelled Subprojects Prior to FY 17		\$20,511		
Available for Future Projects		\$1,769,443		
Total Stormwater Pumping Station Renewal & Replacement		\$1,952,999		
C46134000 - Water Quality Improvement & Environmental Program				
46134001	Grass & Flag Pond Outfall	\$172,920	26-Jan-18	Pre-Construction
46134023	Town N Country Commons Ditch/Wet Pond Reconfiguration	684,980	15-Jun-17	Construction
46134024	Lake Thonotosassa Watershed Source Tracking	237,530	01-Jul-17	Design

STORMWATER PROGRAM MASTER PROJECTS

<u>Sub-Project #</u>	<u>Sub-Project Title</u>	<u>Cost Estimate</u>	<u>Estimated Completion Date</u>	<u>Project Status</u>
46134028	East Lake (WBID1579A) Nutrient Source Evaluation	30,170	01-Aug-17	Design
46134029	Temple Terrace Highway Drainage Improvements - Stormwater Pump Station	1,233,545	07-Nov-18	Design
	Sub Total	\$2,359,146		
	Completed and Cancelled Subprojects Prior to FY 17	\$5,554,380		
	Available for Future Projects	\$259,332		
	Total Water Quality Improvement & Environmental Program	\$8,172,858		
C46141000 - Water Quality Improvement/Environmental				
46141001	Delaney Creek Water Quality Improvements	\$835,033	01-May-19	Design
	Sub Total	\$835,033		
	Completed and Cancelled Subprojects Prior to FY 17	\$70,875		
	Available for Future Projects	\$3,094,092		
	Total Water Quality Improvement/Environmental	\$4,000,000		
C46137000 - Watershed Drainage Improvements				
46137001	Holloman's Branch Estates Dr Drainage Improvements	\$165,900	23-Jan-19	PD&E
46137002	Apache Dr Drainage Improvements	293,900	23-Jan-19	PD&E
46137003	AR-9 Magnolia St. Local Drainage Improvements	201,200	17-Sep-18	On Hold
46137005	N Falkenburg Road Dr Drainage Improvements	1,100,074	11-Apr-19	Design
46137006	Williams Rd Drainage Improvements	85,900	01-Mar-19	On Hold
46137007	Bill Tucker Road Drainage Improvements	203,200	29-Mar-19	On Hold
46137008	Woodberry Road Drainage Improvements	18,241	29-Mar-19	On Hold
46137009	The Headwaters Project Drainage Improvements	218,400	29-Mar-19	On Hold
46137010	TC-4 Colson Road Dr Drainage Improvements	459,400	28-Mar-20	On Hold
46137011	Van Dyke Road Flood Attenuation	179,712	29-Mar-19	Design
	Sub Total	\$2,925,928		
	Completed and Cancelled Subprojects Prior to FY 17	\$0		
	Available for Future Projects	\$114,072		
	Total Watershed Drainage Improvements	\$3,040,000		
C46140000 - Watershed Master Plan Updates				
46140001	Peak/Volume sensitive GIS data base development	\$400,000	21-Sep-20	On Hold
46140002	Floodplain delineation update	300,000	21-Sep-20	On Hold
46140003	Floodway update	100,000	27-Jun-18	On Hold
46140004	Flooding impact factor of sub basin to peak sensitive restriction location data base developme	225,000	24-May-20	On Hold
46140005	Watershed H/H model and GIS dynamic update tool development	500,000	10-Nov-22	On Hold
46140006	FY16 Watershed model and GIS maintenance	50,000	30-May-18	On Hold
46140010	Northwest Watershed Update Study	869,705	24-Feb-17	Post Construction
46140012	East Lake Watershed Update Study	10,000	31-Jan-20	On Hold

STORMWATER PROGRAM MASTER PROJECTS

<u>Sub-Project #</u>	<u>Sub-Project Title</u>	<u>Cost Estimate</u>	<u>Estimated Completion Date</u>	<u>Project Status</u>
46140013	Duck Pond Watershed Update Study	10,000	31-Jan-20	On Hold
46140014	Pemberton / Baker Canal Watershed Update Study	400,000	01-Jun-19	PD&E
46140015	Hillsborough River/Tampa Bypass Canal Watershed Update Study	1,000,000	19-Jul-19	PD&E
46140016	Silver Twin Lake Watershed Update Study	50,000	17-Dec-19	PD&E
Sub Total		\$3,914,705		
Completed and Cancelled Subprojects Prior to FY 17		\$0		
Available for Future Projects		\$1,206,124		
Total Watershed Master Plan Updates		\$5,120,829		

**TRANSPORTATION PROGRAM SUPPLEMENT
DEVELOPMENTS OF REGIONAL IMPACT (DRI)
CAPITAL PROJECTS MANAGED BY PRIVATE SECTOR**

<u>DRI #</u>	<u>Development Name</u>	<u>Project Name</u>	<u>Project Description</u>	<u>Estimated Completion Date (*)</u>
Active Projects:				
259	Lake Hutto	Bell Shoals Rd Fishhawk Blvd	Widen to 4 lanes From Bell Shoals 1.03 mi. east -Widen to 4 lanes	2020 Completed
266	Waterset (fka Wolf Creek Branch)	24th St 30th St Covington Garden Apollo Beach Blvd Apollo Beach Blvd Avenue A	Extend 2-lane road from 19th Ave to Big Bend Road Extend 2-lane road from 19th Ave to Waterset Blvd Extend 2-lane road from Ave A to current terminus New 4-lane road to east project boundary New overpass over I-75 Extend 2-lane road from 30th St to W project boundary	December, 2018 December, 2018 December, 2018 December, 2018 December, 2022 December, 2019
249	South Shore Corporate	24th Street NE	New 4 lane roadway from SR 674 to Shell Point	Completed
145	Southbend	Big Bend Rd East Big Bend Rd West I-75 Ramp Improvements	Widen to 6-lane rural arterial from US 301 to Eastern Limit of Bull Fro Widen to 6- lane urban arterial from Covington Garden Dr through I-75 NB Ramp Extend I-75 SB Off-Ramp Deceleration Lane Add Exclusive LT Lane @ SB Off-Ramp Intersection Add Exclusive LT Lane @ NB Off-Ramp Intersection	December, 2018 December, 2018 December, 2018 December, 2018 December, 2018
			Provide EB dual left turn lanes Provide WB dual left turn lanes	December, 2018 December, 2018
146	Oak Creek	Falkenburg Road 78th St	Extend Falkenburg to 78th Street Provide dedicated WB right-turn lane at 78th St / Riverview Dr intersection	December, 2018 December, 2018

(*) The projects related to Developments of Regional Impact (DRI's) are subject to the timing of development within a project. Therefore, dates are estimates only.

TRANSPORTATION PROGRAM MASTER PROJECTS

<u>Sub-Project #</u>	<u>Sub-Project Title</u>	<u>Cost Estimate</u>	<u>Estimated Completion Date</u>	<u>Project Status</u>
C69602000 - Advanced Traffic Management System Improvement Program				
69602100	Hillsborough County ITS Master Plan Update	\$192,359	30-Jun-17	PD&E
	Sub Total - Active Projects	\$192,359		
	Completed and Cancelled Subprojects Prior to FY 17	\$23,141,529		
	Available for Future Projects	\$10,935,112		
	Total Advanced Traffic Management System Improvement Program	\$34,269,000		
C61153000 - Dangerous Intersection / Pedestrian Safety Program				
61153004	Waters Ave - Sheldon Rd to Anderson Rd Dangerous Intersections/Pedestrian Safety Progra	\$884,357	24-Jun-19*	Procurement
61153005	56th St from Fowler Ave to Fletcher Ave Dangerous Intersections/Pedestrian Safety Program	902,646	01-Jul-19	Procurement
61153006	42nd St from Fletcher Ave to CR581 Dangerous Intersections/Pedestrian Safety Program	311,102	24-Jun-19	Procurement
61153007	A/B Bearss Ave from Dale Mabry to 22nd St Dangerous Intersections/Pedestrian Safety Prog	1,313,908	24-Jun-19*	Procurement
61153009	Waters Ave from Anderson Rd to Dale Mabry Dangerous Intersections/Pedestrian Safety Prc	43,152	24-Jun-19*	Procurement
61153010	Bruce B. Downs Blvd from Fletcher Ave to Bearss Av Dangerous Intersections/Pedestrian Sa	299,465	24-Jun-19	Procurement
61153050	Dangerous Intersections Pedestrian Safety -Feasibility Study	297,903	28-Apr-17	Post Construction
	Sub Total	\$4,052,533		
	Completed and Cancelled Subprojects Prior to FY 17	\$2,449,478		
	Available for Future Projects	\$2,005,989		
	Total Dangerous Intersection / Pedestrian Safety Program	\$8,508,000		
C63090000 - Intersection And Pedestrian Safety Program				
63090100	North Pebble Beach Boulevard Crosswalk	\$355,000	30-Sep-18	Design
63090101	Miscellaneous Small Pedestrian & School Safety Projects	150,000	30-Sep-17	Pre-Construction
	Sub Total	\$505,000		
	Completed and Cancelled Subprojects Prior to FY 17	\$6,412,289		
	Available for Future Projects	\$1,094,711		
	Total Intersection And Pedestrian Safety Program	\$8,012,000		

TRANSPORTATION PROGRAM MASTER PROJECTS

<u>Sub-Project #</u>	<u>Sub-Project Title</u>	<u>Cost Estimate</u>	<u>Estimated Completion Date</u>	<u>Project Status</u>
C69600000 - Intersection Improvement Program				
69600010	Intersection Program Update	\$347,958	01-Aug-17	PD&E
69600208	Dr King Blvd E & Williams Rd	4,506,486	29-Sep-17	Construction
69600254	Hillsborough Ave W & Webb Rd	5,751,526	17-Nov-16	Post Construction
69600295	60 Hwy E & Dover Rd N	3,852,788	21-Feb-19	Design
69600311	Gibson Dr at Fern Hill Dr Intersection Improvements	2,100,000	27-Jan-20	PD&E
Sub Total - Active Projects		\$16,558,759		
Completed and Cancelled Subprojects Prior to FY 17		\$35,276,239		
Future Funding (To Be Determined)		(\$3,982,998)		
Total Intersection Improvement Program		\$47,852,000		
C69645000 - Intersection Operation & Safety Enhancement Program				
69645001	Lutz Lake Fern Rd at Heritage Harbor Pkwy	\$1,600,000	30-Sep-20	PD&E
69645002	Gunn Highway and Walker Middle School Access Improvements	4,900,000	30-Sep-21	PD&E
69645003	US 41 at Sunset Lane and Crenshaw Lake Road	2,800,000	30-Sep-21	PD&E
69645004	Benjamin Rd and Barry Road (CIT - 69601)	1,800,000	30-Sep-20	PD&E
69645005	George Rd at Memorial Hwy	900,000	30-Sep-21	PD&E
69645006	Hanley Rd at Jackson Springs Rd	900,000	30-Sep-21	PD&E
69645007	Sligh Ave at Hesperides St and Anderson Rd	2,000,000	30-Sep-21	PD&E
69645008	Hillsborough Ave at Kelly Rd, Sawyer Rd and Town and Country Blvd	3,800,000	30-Sep-22	PD&E
69645009	Memorial Hwy, Race Track and Sheldon Rd Improvements	2,600,000	30-Sep-20	PD&E
69645010	Anderson Rd / Lynn Rd at Gunn Hwy - (CIT 69600)	1,200,000	30-Sep-21	PD&E
69645011	Dale Mabry Hwy at Stall Rd - (CIT 69600)	2,200,000	30-Sep-21	PD&E
69645012	Armenia Ave at Barclay Rd	1,600,000	30-Sep-21	PD&E
69645013	Oakleaf Ave at Pine Lake Dr	1,500,000	30-Sep-21	PD&E
69645014	Himes Ave at Busch Blvd, Waters Ave and Idlewild Ave	4,500,000	30-Sep-21	PD&E
69645015	Bearss Ave at Florida and Zambito and Ehrlich at Hutchison	6,300,000	30-Sep-21	PD&E
69645016	50th St at Holly Dr	1,900,000	30-Sep-20	PD&E
69645017	MLK Blvd at Orient Rd - (CIT 69600)	1,600,000	30-Sep-21	PD&E
69645018	CR 579 at Pruett Rd and Old Hillsborough Ave	4,260,000	30-Sep-21	PD&E
69645019	Bruce B Downs Blvd at Campus Hill Dr	1,300,000	30-Sep-20	PD&E
69645020	Providence Rd at Watson Rd	1,400,000	30-Sep-20	PD&E
69645021	Parsons Ave at Windhorst Rd	3,800,000	30-Sep-21	PD&E

TRANSPORTATION PROGRAM MASTER PROJECTS

<u>Sub-Project #</u>	<u>Sub-Project Title</u>	<u>Cost Estimate</u>	<u>Estimated Completion Date</u>	<u>Project Status</u>
69645022	Sydney Rd at Valrico Rd	500,000	30-Sep-21	PD&E
69645023	Lumsden Rd at Valrico Rd	600,000	30-Sep-21	PD&E
69645024	US 301 at Riverview Dr	2,800,000	30-Sep-21	PD&E
69645025	Palm River Road at US 301 and 50th St	3,000,000	30-Sep-22	PD&E
69645026	Falkenburg Rd at Broadway Ave and Woodberry Rd	3,000,000	30-Sep-22	PD&E
69645027	Lumsden Rd at Heather Lake Blvd/Paddock Club/Kensington Ridge Blvd	3,400,000	30-Sep-20	PD&E
69645028	Seffner Valrico Rd at Clay Ave and Wheeler Rd	2,900,000	30-Sep-20	PD&E
69645029	Durant at Miller Rd and Little/Dover Rd	3,000,000	30-Sep-21	PD&E
69645030	Balm Riverview Rd at Rhodine Rd and Symmes Rd	2,900,000	30-Sep-20	PD&E
69645031	Big Bend Rd at Heritage Green Pkwy and Summerfield Crossing Blvd	2,800,000	30-Sep-20	PD&E
69645032	Lithia Pinecrest Rd at fish Hawk Trail Dr/Hawkpark Blvd and Boyette Rd at Dorman Rd	2,800,000	30-Sep-21	PD&E
Sub Total		\$80,560,000		
Completed and Cancelled Subprojects Prior to FY 17		\$0		
Available for Future Projects		\$1,993,000		
Total Intersection Operation & Safety Enhancement Program		\$82,553,000		
C69601000 - New & Improved Signalization Program				
69601100	Signal Program Update	\$126,359	02-May-17	Post Construction
69601402	Front St & Valrico Rd N.	2,731,053	22-Nov-18	Land Acq
69601405	Ehrlich Rd & Summerwind Dr.	274,198	20-Oct-16	Post Construction
69601408	Turkey Creek Rd & Airport Rd	236,186	27-Dec-17	On Hold
69601411	Brooker Rd & Bryan Rd	91,270	16-Nov-16	Post Construction
69601436	Lakeshore Rd and Wilcox Rd/Newkirk Dr	1,464,793	01-Jun-17	Construction
Sub Total - Active Projects		\$4,923,859		
Completed and Cancelled Subprojects Prior to FY 17		\$9,704,853		
Available for Future Projects		\$1,316,288		
Total New & Improved Signalization Program		\$15,945,000		

TRANSPORTATION PROGRAM MASTER PROJECTS

<u>Sub-Project #</u>	<u>Sub-Project Title</u>	<u>Cost Estimate</u>	<u>Estimated Completion Date</u>	<u>Project Status</u>
C61035000 - Paved Shoulders/Bicycle Lanes County Rural Roads				
61035010	Gunn Hwy (CR 587) from Dale Mabry Hwy to Pasco County Line	\$602,394	02-Apr-18	Procurement
61035011	Van Dyke Road (CR 685A) from Gunn Hwy to St. Joseph's Hospital	512,812	05-Apr-18	Procurement
	Sub Total	\$1,115,205		
	Completed and Cancelled Subprojects Prior to FY 17	\$7,611,045		
	Available for Future Projects	\$1,774,750		
	Total Paved Shoulders/Bicycle Lanes County Rural Roads	\$10,501,000		
C69631000 - Roadway Pavement Preservation Program				
69631028	W. Fletcher Ave Road Resurfacing	\$809,911	24-Mar-17	Post Construction
69631029	E. Broadway Ave / Tampa East Blvd. Pavement Treatment	846,000	23-Sep-17	Pre-Construction
69631030	N. Parsons Ave. / S. Parsons Ave. Pavement Treatment	1,753,000	02-Jun-17	Construction
69631031	North Armenia Ave	777,604	23-Aug-18	Design
69631032	Turner / Lynn Road Resurfacing	920,018	27-Mar-17	Post Construction
69631033	Ehrlich Rd. Pavement Treatment	1,342,800	13-Oct-17	Pre-Construction
69631034	Bloomington Ave. / E. Bloomington Ave. Pavement Treatment	2,377,975	28-Sep-17	Design
69631035	W. Bloomington Ave. / Bloomington Ave. Pavement Treatment	1,315,579	28-Sep-17	Design
69631037	Providence Rd. Pavement Treatment	1,921,000	02-Jun-17	Construction
69631038	S. Falkenburg Rd. Pavement Treatment	807,300	01-Jun-17	Construction
69631039	N. Manhattan Ave. Pavement Treatment	688,000	05-Jan-18	Design
69631040	Bryan Rd. Pavement Treatment	1,375,312	02-Oct-17	Pre-Construction
69631041	N. Mount Carmel Rd. Pavement Treatment	340,219	30-Jul-17	Pre-Construction
69631042	North Forbes Road / Branch Forbes Road	738,805	14-Dec-18	Design
69631043	Hanley Road	1,163,036	09-Jan-19*	Design
69631044	S. Gornito Lake Rd. / Duncan Rd. Pavement Treatment	1,804,000	13-Oct-17	Pre-Construction
69631045	FY 17 CWS Localized Repair	500,000	29-Aug-17	Pre-Construction
69631046	South Valrico Road	685,659	09-Jan-19*	Design
69631047	North Valrico Road	467,226	23-Aug-18	Design
69631048	Guiles Road	510,734	23-Aug-18	Design
69631049	Bell Shoals Road	361,285	02-Jun-18	Design
69631051	Valrico Lake Road	216,340	23-Aug-18	Design
69631052	Providence Road	438,091	23-Aug-18	Design
69631053	West Waters Ave	1,541,394	09-Jan-19*	Design

TRANSPORTATION PROGRAM MASTER PROJECTS

<u>Sub-Project #</u>	<u>Sub-Project Title</u>	<u>Cost Estimate</u>	<u>Estimated Completion Date</u>	<u>Project Status</u>
69631054	West Bay to Bay Blvd	660,920	09-Jan-19*	Design
69631055	Jameson Road	689,759	14-Dec-18	Design
69631056	6th Street SE	487,740	21-Nov-18	Design
69631057	Cockroach Bay Road	909,046	14-Dec-18	Design
69631058	Midway Road	440,209	21-Nov-18	Design
69631059	Lula Street	450,462	21-Nov-18	Design
69631060	Lithia Springs Road	400,380	21-Nov-18	Design
69631061	Boyette Road / Balm Boyette Road	2,239,963	14-Dec-18	Design
69631062	Michigan Ave	429,437	21-Nov-18	Design
69631063	Roberts Road	361,244	21-Nov-18	Design
69631064	Wilcox Road	658,919	14-Dec-18	Design
69631065	Zambito Road	201,301	21-Nov-18	Design
69631066	Geraci Road / Sunlake Blvd	529,005	21-Nov-18	Design
69631067	Sinclair Hills Road	284,803	21-Nov-18	Design
69631068	Countryway Blvd	1,152,347	14-Dec-18	Design
69631069	Montague Street	337,902	21-Nov-18	Design
69631070	Lynn Road	438,273	21-Nov-18	Design
69631071	Nixon Road	630,736	14-Dec-18	Design
69631072	Hudson Lane	542,353	21-Nov-18	Design
69631073	Radcliffe Neighborhood Resurfacing	373,041	04-Feb-18	Design
69631074	Glenfield Neighborhood Resurfacing	148,341	04-Feb-18	Design
69631075	The Shires Neighborhood Resurfacing	396,329	28-Jan-18	Design
69631076	Keswick Forest Neighborhood Resurfacing	158,801	04-Feb-18	Design
69631077	Wycliff Neighborhood Resurfacing	41,224	04-Feb-18	Design
69631078	Bennington Neighborhood Resurfacing	202,027	04-Feb-18	Design
69631079	Woodbay Neighborhood Resurfacing	432,394	04-Feb-18	Design
69631080	Baybridge Neighborhood Resurfacing	281,217	23-Mar-18	Design
69631081	Windsor Park Neighborhood Resurfacing	627,152	23-Mar-18	Design
69631082	The Hamlet Neighborhood Resurfacing	237,775	23-Mar-18	Design
69631083	Lutz / Lake Wilson Estates Neighborhood Resurfacing	334,268	23-Mar-18	Design
69631084	Magdalene Shores Neighborhood Resurfacing	193,425	23-Mar-18	Design
69631085	Lake Magdalene Manors Neighborhood Resurfacing	353,302	23-Mar-18	Design
69631086	Northdale Neighborhood Resurfacing	551,371	23-Mar-18	Design
69631087	Carrollwood Area I (Sussex Way) Neighborhood Resurfacing	863,385	10-Apr-19*	Design

TRANSPORTATION PROGRAM MASTER PROJECTS

<u>Sub-Project #</u>	<u>Sub-Project Title</u>	<u>Cost Estimate</u>	<u>Estimated Completion Date</u>	<u>Project Status</u>
69631088	Carrollwood Area II (Wolcott) Neighborhood Resurfacing	162,589	20-Sep-18	Design
69631089	Original Carrollwood Neighborhood Resurfacing	279,224	20-Sep-18	Design
Sub Total		\$41,181,950		
Completed and Cancelled Subprojects Prior to FY 17		\$8,640,211		
Available for Future Projects		\$205,969,839		
Total Pavement Treatment Program		\$255,792,000		
C69630000 - Sidewalk Repair and Improvement Program				
69630005	Sidewalk ADA Retrofit - Brandon 6 Phases V & VI	\$399,600	08-May-17	Post Construction
69630006	Carrollwood Village (South Village Dr., Clubside Dr.)-Sidewalk ADA Retrofit	76,000	28-May-17	Post Construction
69630007	Memorial Hwy at Kelly Rd-Sidewalk ADA Retrofit	16,120	25-May-17	Post Construction
69630008	Mount Carmel Rd-Sidewalk ADA Retrofit	19,645	05-Feb-17	Post Construction
Sub Total		\$511,365		
Completed and Cancelled Subprojects Prior to FY 17		\$516,977		
Available for Future Projects		\$28,416,658		
Total Sidewalks ADA Retrofit Program		\$29,445,000		
C69508000 - Sidewalk Retrofit Construction Funding				
69508006-2	Cypress Creek Elementary School Sidewalk Project (LAP)	\$156,000	26-Apr-18	PD&E
69508007-2	Eisenhower Middle School Sidewalk Project (LAP)	208,000	28-Oct-17	PD&E
69508008-2	Stowers Elementary School Sidewalk Project (LAP)	142,000	30-Mar-18	PD&E
69508009	Summerfield Elementary School Sidewalk Project (LAP)	134,800	28-Oct-17	PD&E
69508104	Sidewalk Master Plan (Planning & Design) Sidewalk Retrofit (GAP)	264,027	01-Jul-17	Design
69508109	Lutz Lake Fern Sidewalk Project	100,000	28-Oct-17	PD&E
69508110	19th Ave NE (Cypress Elementary) Sidewalk GAP Project	130,000	30-Jun-18	PD&E
Sub Total		\$1,134,827		
Completed and Cancelled Subprojects Prior to FY 17		\$6,398,315		
Future Funding (LAP)		(\$640,800)		
Available for Future Projects		\$301,658		
Total Sidewalk Retrofit Construction Funding		\$7,194,000		

WATER ENTERPRISE PROGRAM - POTABLE WATER PROGRAM MASTER PROJECTS

Sub- Project #	Sub-Project Title	Cost Estimate	Estimated Completion Date	Project Status
C30116000 - Water Treatment R&R - Master Project				
3011600000	Project Development, Management & Oversight	\$5,749,633	Various	In Progress
3011613016	Countywide E&I CEI Services for WORCS Projects	46,458	25-Jul-18	in PD&E
3011615002	Lake Park Bleach Generator Replacement	922,344	03-Sep-17	In Construction
3011615003	Lithia WTP GST #1 Nozzle Repair	111,749	26-Oct-16	Completed
3011615006	Lithia Breakers Panel Replacement	281,541	30-Jul-17	In Construction
3011615012	Lithia Switchgear Safety/Control Improvements	17,500	10-Feb-17	Completed
3011615014	Lake Park Yard Piping Modification and Chemical Feed Systems Rehabilitatio	127,059	TBD	Procurement
3011616015	Lake Park Above Ground Storage Tanks Valves Replacement	25,093	02-Apr-18	In Construction
3011616016	Lithia Bypass Interconnect to South Central Distribution Line	158,741	22-Sep-18	in PD&E
3011616017	Fawn Ridge Automatic Transfer Switch Replacement	229,276	07-Dec-17	In Construction
3011616019	Lithia Valves Replacement	213,355	TBD	in PD&E
3011616020	WORCS-10 Contract	TBD	23-Sep-18	in PD&E
3011617001	Lithia Phase 2 High Service Pumps Discharge Valves Replacement	195,779	23-Jun-17	In Construction
3011617002	Lithia WTP Influent Free Chorine Analyzer System	52,259	06-Jul-17	In Construction
3011617007	Eyewash Station Replacement	74,101	25-Jun-18	in PD&E
3011699999	Sub-Projects Completed Prior to FY17	12,121,101	Various	Completed
	Water Treatment R&R - Master Project Total	\$20,325,989		
C31945000 - Utility Relocation Master Project				
3194500000	Project Development, Management & Oversight	\$19,341,964	Various	In Progress
3194516002	Bell Shoals Road Widening	TBD	TBD	in PD&E
3194517001	FPID #434848 Water Main Utility Relocation & US 41 AC Pipe Replacement F	261,710	TBD	in PD&E
3194599999	Sub-Projects Completed Prior to FY17	14,000,768	Various	Completed
	Utility Relocation Master Project Total	\$33,604,442		
C31957000 - Fire Flow Deficiency - Master Project				
3195700000	Project Development, Management & Oversight	\$446,814	Various	In Progress
3195714001	Caribbean Isles & Herchel Heights Fire Protection	3,658,564	03-Jan-17	Closeout
3195715001	North Gibsonton Fire Protection	839,876	29-Sep-18	in PD&E
3195799999	Sub-Projects Completed Prior to FY17	18,915,281	Various	Completed
	Fire Flow Deficiency - Master Project Total	\$23,860,535		
C31968000 - Countywide Fire Hydrant Replacement (Master Project)				
3196800000	Project Development, Management & Oversight	\$1,282,360	Various	In Progress

WATER ENTERPRISE PROGRAM - POTABLE WATER PROGRAM MASTER PROJECTS

<u>Sub-Project #</u>	<u>Sub-Project Title</u>	<u>Cost Estimate</u>	<u>Estimated Completion Date</u>	<u>Project Status</u>
3196817001	Countywide Fire Hydrant Replacements FY17	TBD	13-Jun-18	in PD&E
3196899999	Sub-Projects Completed Prior to FY17	2,017,640	Various	Completed
	Countywide Fire Hydrant Replacement Total	\$3,300,000		
C31977000 - Countywide Water Transmission / Distribution Line R&R Master Project				
3197700000	Project Development, Management & Oversight	\$21,393,061	Various	In Progress
3197712014	82nd St. WM Repiping for PS Removal	735,467	20-Aug-17	In Construction
3197714004	David Dr. WM Upgrade	19,029	30-Aug-18	in PD&E
3197714006	Westchase Potable Water Interconnect	781,913	03-Oct-17	In Construction
3197715001	N River Rd WM Upgrade	126,794	24-Aug-18	in PD&E
3197715003	Sun City MHP WM Upgrade	22,300	25-Jun-18	in PD&E
3197716001	Avista Water Main Replacement	55,072	TBD	On Hold
3197716002	North Gibsonton Area WM Replacements	TBD	19-Jun-18	in PD&E
3197716003	2nd St. NE & Shell Pt. Rd. ACP & Valve Replacement	TBD	17-Sep-18	in PD&E
3197716004	Marsh Pointe Water Main Extension	TBD	17-Sep-18	in PD&E
3197716006	Kenlake Dr WM Replacement	TBD	TBD	On Hold
3197717001	FY17 Blowoffs	476,961	18-Jul-17	In Construction
3197799999	Sub-Projects Completed Prior to FY17	10,957,627	Various	Completed
	Countywide Water Transmission Main R&R Master Project Total	\$34,568,223		
C31979000 - Countywide Non-Urgent Facility R&R(Master Project)				
3197900000	Project Development, Management & Oversight	\$1,595,924	Various	In Progress
3197917001	Fawn Ridge Gate Controller Conduit	8,950	21-Oct-16	Closeout
3197917002	Falkenburg Lab Renovation	43,934	29-Aug-17	In Construction
3197917003	Van Dyke Admin Building Renovations	18,268	29-Aug-17	In Construction
3197917004	SFMS Building Renovations	TBD	06-Jul-17	In Construction
3197917005	NFMS Building Renovations	227,792	15-Apr-17	Completed
3197917006	NEPS Admin Building Generator Installation	TBD	10-Sep-17	in PD&E
3197917007	Fawn Ridge AC Replacement	TBD	28-Oct-17	in PD&E
3197917008	Falkenburg Oil Storage Area	54,776	28-Oct-17	in PD&E
3197917009	Fawn Ridge Gate Controller Conduit - Phase II	TBD	21-Dec-17	in PD&E
3197917010	SFMS Generator Installation	TBD	21-Dec-17	in PD&E
3197999999	Sub-Projects Completed Prior to FY17	2,213,166	Various	Completed
	Countywide Non-Urgent Facility R&R (Master Project) Total	\$4,162,811		

WATER ENTERPRISE PROGRAM - POTABLE WATER PROGRAM MASTER PROJECTS

Sub- Project #	Sub-Project Title	Cost Estimate	Estimated Completion Date	Project Status
C31981000 - Countywide Removal & Replacement of AC & Schedule 40 PVC Piping (Master Project)				
3198100000	Project Development, Management & Oversight	\$485,475	None	In Progress
3198113002	US301 6-inch AC Watermain Replacement	147,784	13-Jul-18	in PD&E
3198114001	Shell Point Road Water Main Replacement	2,888,421	16-Sep-17	In Construction
3198114002	Shangri La Subdivision Water Main Replacement	2,704,162	14-Dec-16	Completed
3198115002	Everina Water Main Replacement	1,316,415	09-Nov-17	In Construction
3198199999	Sub-Projects Completed Prior to FY17	3,433,744	Various	Completed
	Countywide R&R of AC and Schedule 40 PVC Piping Total	\$10,976,000		
C31985000 - Large Water Meter Replacement Master Project				
3198500000	Project Development, Management & Oversight	\$2,598,603	Various	In Progress
3198516000	Large Water Meter Replacement FY17 (Contract 1)	TBD	27-Nov-17	In Construction
3198516001	4010 Gunn Highway	TBD	28-Sep-17	in PD&E
3198516007	7426 Gunn Highway	TBD	28-Sep-17	in PD&E
3198516060	1508 Ladora Drive	33,013	10-Dec-16	Completed
3198516095	7221 W. Linebaugh	TBD	28-Sep-17	in PD&E
3198516096	6505 Gunn Highway	TBD	28-Sep-17	in PD&E
3198516097	6913 W. Linebaugh	TBD	28-Sep-17	in PD&E
3198516099	10501 Montague Street	TBD	28-Sep-17	in PD&E
3198516100	12801 W. Linebaugh	TBD	28-Sep-17	in PD&E
3198516101	11427 Countryway Boulevard	TBD	28-Sep-17	in PD&E
3198516102	9408 W. Park Village	TBD	28-Sep-17	in PD&E
3198516103	9852 W. Park Village	TBD	28-Sep-17	in PD&E
3198516104	11564 Fountainhead Drive	TBD	28-Sep-17	in PD&E
3198516105	9449 Anderson Boulevard	TBD	28-Sep-17	in PD&E
3198516106	8402 Sandy Beach Street	TBD	28-Sep-17	in PD&E
3198516107	7011 W. Waters Street	TBD	28-Sep-17	in PD&E
3198516109	8800 Sheldon Road	TBD	28-Sep-17	in PD&E
3198516110	9567 Sunbelt Street	TBD	28-Sep-17	in PD&E
3198516111	16904 US 41 N	TBD	28-Sep-17	in PD&E
3198516114	12715 Orange Grove Drive	TBD	28-Sep-17	in PD&E
3198516115	13938 Clubhouse Drive	TBD	28-Sep-17	in PD&E
3198516116	3831 Northgreen Avenue	TBD	28-Sep-17	in PD&E
3198516117	16200 N. Dale Mabry	TBD	28-Sep-17	in PD&E
3198516118	13620 Lake Magdalene Blvd.	TBD	28-Sep-17	in PD&E

WATER ENTERPRISE PROGRAM - POTABLE WATER PROGRAM MASTER PROJECTS

Sub- <u>Project #</u>	<u>Sub-Project Title</u>	<u>Cost Estimate</u>	<u>Estimated Completion Date</u>	<u>Project Status</u>
3198516119	3505 Cypress Meadows Road	TBD	28-Sep-17	in PD&E
3198516120	3450 Palencia Drive	TBD	28-Sep-17	in PD&E
3198516121	14904 Smitter Reserve Drive	TBD	28-Sep-17	in PD&E
3198516122	14350 N. Dale Mabry	TBD	28-Sep-17	in PD&E
3198516123	16508 N. Dale Mabry	TBD	28-Sep-17	in PD&E
3198516124	15123 Zambito Road	TBD	28-Sep-17	in PD&E
3198516125	16297 Northdale Oaks Drive	TBD	28-Sep-17	in PD&E
3198516126	4518 Southhampton Court	TBD	28-Sep-17	in PD&E
3198516127	14950 Pineapple Lane	TBD	28-Sep-17	in PD&E
3198517000	Large Water Meter Replacement FY17 (Contract 2)	TBD	09-Jan-18	In Construction
3198517001	9502 RIVERVIEW DR	TBD	28-Sep-17	in PD&E
3198517002	3243 MANGROVE POINT DR	TBD	28-Sep-17	in PD&E
3198517003	2231 KINDEL SPRINGS CT	TBD	28-Sep-17	in PD&E
3198517004	2304 CAMDEN VIEW DR	TBD	28-Sep-17	in PD&E
3198517005	10103 SHERWOOD FOREST LN	TBD	28-Sep-17	in PD&E
3198517006	5501 LEGACY CRESCENT PL	TBD	28-Sep-17	in PD&E
3198517007	13402 BOYETTE RD	TBD	28-Sep-17	in PD&E
3198517008	2816 S KINGS AVE	TBD	28-Sep-17	in PD&E
3198517009	801 E BLOOMINGDALE AVE	TBD	28-Sep-17	in PD&E
3198517010	16719 FISHHAWK BLVD	TBD	28-Sep-17	in PD&E
3198517011	7620 BIG BEND RD	TBD	28-Sep-17	in PD&E
3198517012	7710 BIG BEND RD	TBD	28-Sep-17	in PD&E
3198517013	6502 SURFSIDE BLVD	TBD	28-Sep-17	in PD&E
3198517014	12949 US HWY 41 S-A	TBD	28-Sep-17	in PD&E
3198517015	12949 US HWY 41 S-B	TBD	28-Sep-17	in PD&E
3198517016	1700 BLOOMINGDALE AVE	TBD	28-Sep-17	in PD&E
3198517017	203 E COLLEGE AVE	TBD	28-Sep-17	in PD&E
3198517018	1010 AMERICAN EAGLE BLVD	TBD	28-Sep-17	in PD&E
3198517019	912 AMERICAN EAGLE BLVD	TBD	28-Sep-17	in PD&E
3198517020	673 CORTARO DR	TBD	28-Sep-17	in PD&E
3198517021	10817 KEYS GATE DR	TBD	28-Sep-17	in PD&E
3198517022	4926 STATE ROAD 674	TBD	28-Sep-17	in PD&E
3198517023	3828 SR 674	TBD	28-Sep-17	in PD&E
3198517024	970 CYPRESS VILLAGE BLVD	TBD	28-Sep-17	in PD&E
3198517025	709 OCEANSIDE CIR	TBD	28-Sep-17	in PD&E

WATER ENTERPRISE PROGRAM - POTABLE WATER PROGRAM MASTER PROJECTS

Sub- <u>Project #</u>	<u>Sub-Project Title</u>	<u>Cost Estimate</u>	<u>Estimated Completion Date</u>	<u>Project Status</u>
3198517026	906 MANATEE VILLAGE DR	TBD	28-Sep-17	in PD&E
3198517027	2890 PROVIDENCE LAKES BLVD	TBD	28-Sep-17	in PD&E
3198517028	SIMMONS PARK GATE	TBD	28-Sep-17	in PD&E
3198517029	551 NE 24TH ST	TBD	28-Sep-17	in PD&E
3198517030	2002 SHELL POINT RD E	TBD	28-Sep-17	in PD&E
3198517031	503 APOLLO BEACH BLVD	TBD	28-Sep-17	in PD&E
3198517032	6424 SUNSET BAY CIRCLE	TBD	28-Sep-17	in PD&E
3198517033	6188 US HWY 41	TBD	28-Sep-17	in PD&E
3198517034	5512 COMPASS ROSE WAY	TBD	28-Sep-17	in PD&E
3198517035	107 MANN'S HARBOUR DR	TBD	28-Sep-17	in PD&E
3198517036	1820 BLAIR CASTLE CIR	TBD	28-Sep-17	in PD&E
3198517037	5709 HICKMAN ST	TBD	28-Sep-17	in PD&E
3198517038	817 AMERICAN EAGLE BLVD	TBD	28-Sep-17	in PD&E
3198517039	536 BAHIA BEACH BLVD	TBD	28-Sep-17	in PD&E
3198517040	11702 STATE RD 574	TBD	28-Sep-17	in PD&E
3198517041	119 OAKFIELD DR	TBD	28-Sep-17	in PD&E
3198517042	325 WEST LAKE DR	TBD	28-Sep-17	in PD&E
3198517043	4551 SUN CITY CENTER BLVD	TBD	28-Sep-17	in PD&E
3198517044	5316 SUN PARADISE CT	TBD	28-Sep-17	in PD&E
3198517045	5701 BASSA ST	TBD	28-Sep-17	in PD&E
3198517046	885 S PARSONS	TBD	28-Sep-17	in PD&E
3198517047	604 N KINGSWAY RD	TBD	28-Sep-17	in PD&E
3198517048	11670 MANGO RIDGE	TBD	28-Sep-17	in PD&E
3198517049	202 HILLTOP RD	TBD	28-Sep-17	in PD&E
3198517050	Brookwood	16,052	28-Sep-17	in PD&E
3198517500	Large Water Meter Replacement FY17 (Contract 3)	TBD	27-Dec-17	in PD&E
3198599999	Sub-Projects Completed Prior to FY17	1,052,331	Various	Completed
	Large Water Meter Replacement Master Project Total	\$3,699,999		
C31986000 - Countywide Potable Water Main Extension Program (Master Project)				
3198600000	Project Development, Management & Oversight	\$3,318,182	Various	In Progress
3198615001	Citrus Park Water Main Extension	400,545	07-Jun-18	in PD&E
3198615002	Cherrywood Avenue Water Main Extension	150,503	13-Jul-18	in PD&E
3198615003	Lake Magdalene Water Main Extension	56,425	09-Nov-16	Closeout
3198617001	West Creek Drive Water Main Extension	61,719	03-Jun-17	In Construction

WATER ENTERPRISE PROGRAM - POTABLE WATER PROGRAM MASTER PROJECTS

Sub- <u>Project #</u>	<u>Sub-Project Title</u>	<u>Cost Estimate</u>	<u>Estimated Completion Date</u>	<u>Project Status</u>
3198699999	Sub-Projects Completed Prior to FY17	204,447	Various	Completed
	Countywide Potable Water Main Extension Program Total	\$4,191,820		
C31988000 - Franchise Systems Acquisition and Improvements (Master Project)				
3198800000	Project Development, Management & Oversight	\$7,641,613	Various	In Progress
3198816008	Pebble Creek WWTP Headworks	101,943	21-Oct-16	Closeout
3198816019	Surveys for all pump stations in this group	7,080	23-Sep-18	in PD&E
3198816025	Regents Park #1 PS Rehab	165,004	11-Jan-17	Closeout
3198816026	Regents Park #2 PS Rehab	173,371	28-Feb-17	Closeout
3198816027	Regents Park #3 PS Rehab	200,775	01-Jun-17	In Construction
3198816028	Fox Hearst PS Rehab	186,473	01-Jun-17	In Construction
3198816029	Pebble Creek PS Replacement	348,011	02-Jun-17	In Construction
3198816030	Regents Park Forcemain	450,255	02-Jun-17	In Construction
3198816031	Pebble Creek Drive Forcemain	155,931	24-Jun-17	In Construction
3198816032	Pebble Creek Secondary COT Potable Water Connection	TBD	02-Apr-18	In Construction
3198817004	Fairview Park Drive Pump Station Rehabilitation	89,413	02-May-18	in PD&E
3198817005	MLK # 2 Pump Station Rehabilitation	TBD	02-May-18	in PD&E
3198817006	Pebble Creek WWTP 2" Drain Line	33,304	04-Jun-17	In Construction
3198817008	Beechwood Pump Station Rehabilitation	TBD	07-Jun-18	in PD&E
3198817009	Via Del Mar Pump Station Rehabilitation	TBD	06-Aug-18	in PD&E
3198899999	Sub-Projects Completed Prior to FY17	16,000,506	Various	Completed
	Franchise Systems Acquisition and Improvement Total	\$25,553,678		
C31995000 - Backflow Upgrade Program (Master Project)				
3199500000	Project Development, Management & Oversight	\$1,000,000	Various	In Progress
3199517001	Backflow Upgrade Program (Contract 1)	TBD	01-Jun-18	in PD&E
3199599999	Sub-Projects Completed Prior to FY17	0	Various	Completed
	Backflow Upgrade Program	\$1,000,000		

WATER ENTERPRISE PROGRAM - RECLAIMED WATER PROGRAM MASTER PROJECTS

Sub- <u>Project #</u>	<u>Sub-Project Title</u>	<u>Cost Estimate</u>	<u>Estimated Completion Date</u>	<u>Project Status</u>
C10795000 - Reclaimed Water Pump Station & Remote Telemetry Monitoring (Master Project)				
1079500000	Project Development, Management & Oversight	\$1,350,619	Various	In Progress
1079514003	Van Dyke Reclaimed PS	21,459	25-Jun-18	in PD&E
1079515017	Valrico Reclaimed Pump Station Backup Power	125,430	18-Jul-18	in PD&E
1079516005	Lithia Reclaim VFD	TBD	12-Oct-16	Completed
1079516006	Summerfield RWPS Bypass	99,170	14-Nov-17	In Construction
1079516010	Reclaimed Water PLC/Radio Replacement	225,884	18-Aug-18	in PD&E
1079517001	National Gypsum Meter Replacement	3,720	23-Sep-18	in PD&E
1079517002	Cargill Meter Replacement	3,615	23-Sep-18	in PD&E
1079517003	South County AWT Reclaim Valve Actuators Replacement	77,976	24-Aug-18	in PD&E
1079517004	South County Jockey Check Valve Replacement	TBD	24-Aug-18	in PD&E
1079517005	Westchase GC Meter Replacement	2,845	24-Aug-18	in PD&E
1079599999	Sub-Projects Completed Prior to FY16	2,282,027	Various	Completed
	Reclaimed Water Pump Station and Remote Telemetry Monitoring Sites F	\$4,192,744		
C19017000 - RWTM Extensions to New Developments and RWIU's - Master Project				
1901700000	Project Development, Management & Oversight	\$1,004,966	Various	In Progress
1901716001	Summerfield RW Extension	TBD	28-May-18	in PD&E
1901716002	Durant Road RWTM Extension	TBD	TBD	On Hold
1901716003	TPC Tampa Bay Golf Course RWTM Extension	TBD	22-Sep-18	in PD&E
1901799999	Sub-Projects Completed Prior to FY16	1,642,884	Various	Completed
	RWTM Extensions to New Developments and RWIU's - Master Project Tot	\$2,647,850		

WATER ENTERPRISE PROGRAM - WASTEWATER PROGRAM MASTER PROJECTS

Sub- Project #	Sub-Project Title	Cost Estimate	Estimated Completion Date	Project Status
C10138000 - Countywide Major Wastewater Pump Stations Refurbish (Master Project)				
1013800000	Project Development, Management & Oversight	\$38,031,890	Various	In Progress
1013814008	900590 BRANDON BLVD Pump Station Rehabilitation	79,127	14-Aug-17	In Construction
1013814012	900490 SPRINGVALE Pump Station Rehabilitation-FF	161,063	03-Apr-17	Closeout
1013814015	Hanley #2 PS (Rehab)	141,622	05-Oct-16	Completed
1013814025	900561 COLONIAL LAKE # 1 Pump Station Rehabilitation	131,762	14-Jun-17	In Construction
1013814026	900653 CRAVEN DR Pump Station Rehabilitation	121,095	TBD	On Hold
1013814029	900407 PRESTWICK Pump Station Rehabilitation	TBD	07-Jun-18	in PD&E
1013814030	900648 QUEEN PALM # 1 Pump Station Rehabilitation	158,576	17-Aug-17	In Construction
1013814036	903049 FISH HAWK CROSSING Pump Station Rehabilitation	21,791	TBD	On Hold
1013814075	900773 LONGBOAT #3 Pump Station Rehabilitation	121,740	14-Aug-17	In Construction
1013814096	WORCS 3 & 4 CEI Services (Countywide)	400,907	09-Jul-17	In Construction
1013814107	900435 College Ave Master Pump Station Rehabilitation (Duplicate of line 45C)	26,915	08-Oct-17	In Construction
1013814126	904011 Carrollwood Drive #1 Pump Station Rehabilitation	203,653	31-Jul-18	in PD&E
1013814163	78th Street MPS (Diesel Backup Pump & Piping)	TBD	TBD	On Hold
1013815039	C, CS, & S Minor Rehabs Group 3	106,884	11-Nov-16	Completed
1013815054	Fruitwood PS (Rehab)	TBD	21-Oct-16	Completed
1013815057	Mohr Loop PS (Rehab)	6,862	TBD	On Hold
1013815065	Seafairer PS (Rehab)	122,249	11-May-17	Closeout
1013815071	Blazing Star PS (Rehab)	47,476	TBD	On Hold
1013815093	Countywide Panel Modifications and Startup Assistance	56,539	10-Jan-17	Closeout
1013815118	905018 Tudor Chase pump base and piping replacement	TBD	TBD	On Hold
1013815119	900785 Landon PS mechanical and civil mods	11,817	TBD	On Hold
1013815136	Countywide Pump Station Renewal and Replacement administered by O&M s	TBD	TBD	On Hold
1013815145	Summer Breeze PS Rehab	TBD	23-Sep-18	in PD&E
1013816012	Minor Rehab to Group of Ten NE & NW Stations	205,703	TBD	On Hold
1013816013	900946 Sussex PS repair to pump bases	TBD	23-Sep-18	in PD&E
1013816043	Comanche Master PS Guide Rail Modifications	TBD	23-Sep-18	in PD&E
1013816044	Marston PS Wetwell and Piping Mods	10,701	01-Jul-18	in PD&E
1013816045	Drycreek PS Wetwell and Piping Mods	TBD	23-Sep-18	in PD&E
1013816054	Sheldon Rd Admin PS Rehab	109,920	23-Sep-18	in PD&E
1013816055	Elmfield PS Rehab	TBD	23-Sep-18	in PD&E
1013816056	Longboat #2 PS Rehab	TBD	TBD	On Hold
1013816057	Dale Mabry #1 Rehab	TBD	TBD	On Hold
1013816068	Marbella PS Rehab	144,091	03-Sep-17	In Construction

WATER ENTERPRISE PROGRAM - WASTEWATER PROGRAM MASTER PROJECTS

<u>Sub-Project #</u>	<u>Sub-Project Title</u>	<u>Cost Estimate</u>	<u>Estimated Completion Date</u>	<u>Project Status</u>
1013816082	Countywide Cellular Autodialer Program	TBD	29-Aug-17	In Construction
1013816083	South Pumps Cellular Autodialer Program	38,134	23-May-18	In Construction
1013816084	South-Central Pumps Cellular Autodialer Program	110,451	23-May-18	In Construction
1013816085	Central Pumps Cellular Autodialer Program	124,781	15-Dec-17	In Construction
1013816086	Northwest Pumps Cellular Autodialer Program	45,962	05-Jul-17	In Construction
1013816087	Northeast Pumps Cellular Autodialer Program	39,874	20-Jan-17	Closeout
1013816088	Portable Pumps Cellular Autodialer Program	39,483	12-Dec-16	Closeout
1013816096	Chadsworth PS Full Rehab	136,030	16-Aug-17	In Construction
1013816097	Control System Upgrades to Five Master Pump Stations	393,508	15-Jun-17	In Construction
1013816098	Brandon Town Center #1 900551, Mechanical and Civil Rehab	96,600	TBD	In Construction
1013816100	Marston 900741-Wet well internal piping repairs	39,724	TBD	Closeout
1013816101	Hamilton #1 PS Rehab	154,414	TBD	On Hold
1013816102	College Ave Master 900435 HH Pump and Electrical Rehab	290,056	07-Oct-17	In Construction
1013816103	Pineway of Plant City (900582) Full Rehab	TBD	11-Sep-18	in PD&E
1013816104	Piney Branch PS (900541) Full Rehab	TBD	18-Aug-18	in PD&E
1013816105	WIN 911 Software for additional SCADA Servers	TBD	30-Jun-17	in PD&E
1013816109	Forest Haven PS (Diesel Backup Pump & Piping)	TBD	28-May-18	in PD&E
1013817013	Countywide Pump Replacements - Pump Station Operations Responsible	TBD	TBD	in PD&E
1013817015	Countywide PS CEI Consultant Services for Two Years	TBD	11-Sep-18	in PD&E
1013817024	Countywide CB Coordination Electrical Rehabs, Fox (Replaces Task 15150)	18,020	TBD	On Hold
1013817047	Emergency Electrical Repair to Providence Lakes #1 PS 900527	5,324	14-Mar-17	Completed
1013817048	Electrical and site repairs to MLK #1 following outside fire	12,226	20-Mar-17	Completed
1013817063	Buckhorn School PS Rehab	TBD	11-Jul-18	in PD&E
1013817064	Regent Circle PS Rehab	TBD	11-Jul-18	in PD&E
1013817065	North Blvd PS Diesel Pump Install	TBD	16-Sep-18	in PD&E
1013817066	Dale Mabry McDonals PS Full Rehab	TBD	16-Sep-18	in PD&E
1013817067	Longboat #2 PS Full Rehab	TBD	16-Sep-18	in PD&E
1013817068	Golf & Sea #3 PS Diesel Pump Install	TBD	TBD	in PD&E
1013817069	Prestiwck PS Full Rehab	TBD	TBD	in PD&E
1013817070	Fairway Meadows #2 Full Rehab)	TBD	TBD	in PD&E
1013817071	Bassa PS Full Rehab	TBD	TBD	in PD&E
1013817072	Frandonson PS Full Rehab	TBD	TBD	in PD&E
1013817073	Sakonnet River PS Full Rehab	TBD	TBD	in PD&E
1013817074	Landon PS Full Rehab	TBD	TBD	in PD&E
1013817075	Oak River PS Full Rehab + Diesel Backup	TBD	TBD	in PD&E

WATER ENTERPRISE PROGRAM - WASTEWATER PROGRAM MASTER PROJECTS

<u>Sub-Project #</u>	<u>Sub-Project Title</u>	<u>Cost Estimate</u>	<u>Estimated Completion Date</u>	<u>Project Status</u>
1013817079	New WORCS 3 and 4 Contracts	TBD	TBD	in PD&E
1013817080	Lithia Pinecrest #2 Real Estate Review of Title and Access	TBD	TBD	in PD&E
1013817081	Grainary PS, Civil and Mechanical Rehab.	5,269	TBD	in PD&E
1013817082	New Commodity Contract for PS Electrical Control Panels and Other Enclosur	TBD	TBD	in PD&E
1013899999	Sub-Projects Completed Prior to FY17	51,521,162	Various	Completed
	Countywide Major Wastewater Pump Stations Refurbishments Total	\$93,493,402		
C10171000 - Countywide Wastewater Forcemain R&R (Master Project)				
1017100000	Project Development, Management & Oversight	\$7,342,668	Various	In Progress
1017114004	Dawnview Forcemain Replacement	710,750	17-Nov-16	Closeout
1017114005	Old Memorial Hwy. FM Replacement	178,086	25-Jun-18	in PD&E
1017114006	Manhattan Ave. Forcemain Replacement	93,129	15-Mar-18	in PD&E
1017114009	Countywide Valve Replacement (18 Valves)	2,918,688	05-Jan-18	In Construction
1017116001	Calf Path Rd. FM	43,411	23-Sep-18	in PD&E
1017116002	Westchase WM Interconnection, FM Casing and Pipe	83,274	14-Aug-17	In Construction
1017116004	Orange Grove Dr & Hudson Ln Mods	TBD	19-Dec-16	Completed
1017116005	Crystal Grove PS FM Replacement	24,386	15-Dec-16	Closeout
1017116007	Beechwood Blvd FM Replacement	99,923	19-Jun-18	in PD&E
1017116009	Wesson Circle FM Replacement	64,154	27-Nov-17	in PD&E
1017116010	Bonita Vista FM Replacement	65,279	30-Aug-18	in PD&E
1017116012	Coppertree FM replacement	21,079	13-Jul-18	in PD&E
1017117001	Tanglewood FM replacement	TBD	12-Aug-18	in PD&E
1017117002	Mira Lago FM Replacement	TBD	TBD	in PD&E
1017199999	Sub-Projects Completed Prior to FY17	4,423,558	Various	Completed
	Countywide Wastewater Transmission Main / Forcemain R&R Total	\$16,068,385		
C10235000 - Countywide Pump Station SCADA (Master Project)				
1023500000	Project Development, Management & Oversight	\$48,890	Various	In Progress
1023500001	Final Design (Specific for 270 Pump Stations)	451,111	TBD	in PD&E
1023599999	Sub-Projects Completed Prior to FY17	0	Various	Completed
	Forcemain Transmission System Valve R&R Total	\$500,000		
C10250000 - Countywide Wastewater System Expansion Program (Master Project)				
1025000000	Project Development, Management & Oversight	\$1,991,544	Various	In Progress
1025015003	Rocky Creek Dr. Wastewater Expansion	59,600	TBD	in PD&E

WATER ENTERPRISE PROGRAM - WASTEWATER PROGRAM MASTER PROJECTS

Sub- Project #	Sub-Project Title	Cost Estimate	Estimated Completion Date	Project Status
1025016002	Emily & Ruby Gravity Extension	21,920	TBD	On Hold
1025016003	Clewis Ave. Forcemain Extension	22,489	28-May-18	in PD&E
1025099999	Sub-Projects Completed Prior to FY17	170,825	Various	Completed
	Forcemain Transmission System Valve R&R Total	\$2,266,378		
C10272000 - Forcemain Transmission System Valve R&R (Master Project)				
1027200000	Project Development, Management & Oversight	\$6,799,985	Various	In Progress
1027216001	FY16 Forcemain Transmission System Valve R&R	TBD	13-Jul-18	Procurement
1027216002	Handley Valve Replacement WO #1623548	TBD	20-Dec-17	In Construction
1027216003	Clay Ave. Valve Replacement WO #1631557	178,334	16-Dec-17	In Construction
1027299999	Sub-Projects Completed Prior to FY17	21,681	Various	Completed
	Forcemain Transmission System Valve R&R Total	\$7,000,000		
C10744000 - Manhole Inspection & Rehabilitation Program (Master Project)				
1074400000	Project Development, Management & Oversight	\$314,671	Various	In Progress
1074416001	FY16 Manhole Rehabilitation (515/FY16)	1,513,856	24-Sep-17	In Construction
1074417001	FY17 Manhole Rehabilitation	TBD	13-Jun-18	in PD&E
1074499999	Sub-Projects Completed Prior to FY17	11,883,042	Various	Completed
	Manhole Inspection & Rehabilitation Program Total	\$13,711,569		
C10745000 - Regional Wastewater Treatment Plant R&R Master Project				
1074500000	Project Development, Management & Oversight	\$8,358,873	Various	In Progress
1074513049	Van Dyke Sludge Holding Tank Rehabilitation	149,559	25-Jul-18	in PD&E
1074513071	Countywide WORCS CEI Services Electrical / I&C	87,642	23-Sep-18	in PD&E
1074513078	Falkenburg Plant Telemetry Network Rehabilitation	163,337	23-Sep-18	in PD&E
1074514017	Countywide Facilities WORCS 3 & 4 PS Rehab CEI Services	49,915	23-Sep-18	in PD&E
1074514019	River Oaks Primary Clarifiers Structural Rehab	776,564	10-Aug-17	In Construction
1074514027	Van Dyke Reject Piping Reconfiguration	334,414	14-Feb-17	Completed
1074514032	WW Treatment Plants Mobile Sludge Dewatering Unit (MSDU)	49,492	23-Sep-18	in PD&E
1074514033	BMF Screws in Bins 2 and 3 Replacement	97,876	23-Sep-18	in PD&E
1074515010	Falkenburg Filter Mudwell Structural Rehabilitation	20,899	TBD	On Hold
1074515011	Valrico Aeration Ditches 1 & 2 Chem Scan Replacement	7,452	23-May-18	In Construction
1074515014	Falkenburg DS-1A Disconnect Drainage Vault	33,186	22-Sep-18	in PD&E
1074515015	River Oaks 3W Emergency Pipe Repair	27,864	23-Sep-18	in PD&E
1074515018	NWRWRF Aeration Ditches 1 & 2 Chem Scan #1 Sample Pump Piping Replac	80,870	18-Jun-17	In Construction

WATER ENTERPRISE PROGRAM - WASTEWATER PROGRAM MASTER PROJECTS

Sub- <u>Project #</u>	<u>Sub-Project Title</u>	<u>Cost Estimate</u>	<u>Estimated Completion Date</u>	<u>Project Status</u>
1074515032	River Oaks Return Denitrified Sludge Pump Stations Rehab	223,741	15-Aug-18	in PD&E
1074515033	Van Dyke Chem Scan Piping Replacement	66,830	18-Jun-17	In Construction
1074515037	River Oaks Additional Glycerin Tank	386,182	15-Oct-17	In Construction
1074515038	BMF Sludge Holding Tanks Rehab	322,784	29-Nov-16	Closeout
1074515039	Van Dyke Filter Actuator Valves Replacement	TBD	TBD	On Hold
1074515040	Falkenburg UV Influent and By Pass Slide Gates Replacement	103,886	28-May-18	In Construction
1074515041	Falkenburg Clarifiers Structure Rehabilitation	20,899	TBD	On Hold
1074515042	Falkenburg Dogwood Lift Station Rehabilitation	277,776	31-Jan-17	Completed
1074515047	Van Dyke Sodium Hypochlorite Tanks Replacement	63,308	23-Sep-18	in PD&E
1074515051	River Oaks Reclaimed Flow Meter Replacement	10,143	23-Sep-18	in PD&E
1074515052	Falkenburg RAS 1-4 VFD's Replacement	61,265	24-Jul-17	In Construction
1074516001	BMF Digester Walkway Replacement	112,944	25-Jul-18	in PD&E
1074516006	River Oaks Sludge Reaeration Tank Valves Replacement	27,581	23-Sep-18	in PD&E
1074516007	Valrico Eye Wash Stations Rehabilitation	TBD	15-Dec-16	Closeout
1074516011	Dale Mabry Clarifiers 2 and 4 Rake Drives Rehabilitation	57,586	17-Mar-17	In Construction
1074516012	Valrico Alum Pumps Replacement	15,408	07-Oct-16	Completed
1074516013	River Oaks FET Replacement of Return Pumps Actuators with VDF's	15,000	29-Aug-17	In Construction
1074516014	Valrico Water Reuse System Rehab	127,122	26-May-18	In Construction
1074516015	Van Dyke Aeration Ditches Reclaimed Water Pipeline Replacement	46,790	04-Jul-18	in PD&E
1074516017	NWRWRF Aeration Ditches 1 & 2 Drainage System Rehabilitation	62,990	03-Nov-16	Completed
1074516021	Falkenburg Weather Station Replacement	11,577	10-Jan-17	Completed
1074516022	Falkenburg RAS Pumps 1 & 4 Replacement	210,109	19-Jan-17	Completed
1074516023	River Oaks Retention Pond #2 Rehabilitation	115,084	TBD	In Construction
1074516024	Dale Mabry Clarifiers Rehabilitation	18,781	17-Mar-17	In Construction
1074516032	NWRWRF Influent Line Filter No 1 Valve Rehab or Replacement	14,165	10-Feb-17	Closeout
1074516033	Valrico Reject Pump Station Rehabilitation	18,801	24-Aug-18	in PD&E
1074516034	NWRWRF Filter Backwash Blowers Replacement	224,702	13-Jun-18	in PD&E
1074516036	South County Outfall Valve Replacement	119,035	06-Feb-17	Closeout
1074516039	Countywide WORCS 10 Contract	TBD	23-Sep-18	in PD&E
1074517002	Falkenburg Replace Filter Effluent Staircase	25,498	16-Jan-17	Completed
1074517003	Valrico Anox Ditch 1 & 2 Mixer Replacement	134,592	11-Sep-18	in PD&E
1074517005	Van Dyke Portable Disc Filter Installation	44,824	31-Mar-17	In Construction
1074517006	River Oaks River/Channel Bank Erosion Repair	85,402	23-May-18	In Construction
1074517007	BMF Sludge Bin 2 & 3 Eight (8) Screw pump rehabilitation	13,933	20-Mar-17	Completed
1074517008	Automatic Transfer Switch Tie-in	150,704	18-Aug-18	in PD&E

WATER ENTERPRISE PROGRAM - WASTEWATER PROGRAM MASTER PROJECTS

Sub- Project #	Sub-Project Title	Cost Estimate	Estimated Completion Date	Project Status
1074517009	Reject Tank #1 Influent Valve Replacement	30,581	27-Jun-17	In Construction
1074517016	Valrico PLC Processor Upgrade)	174,253	26-Nov-17	In Construction
1074517017	VanDyke Eyewash Stations Rehabilitation	88,307	26-Mar-18	in PD&E
1074599999	Sub-Projects Completed Prior to FY17	41,884,374	Various	Completed
	Regional Wastewater Treatment Plant R&R Master Project Total	\$55,604,899		
C10750000 - Wastewater Slip Lining Master Project				
1075000000	Project Development, Management & Oversight	\$3,106,641	Various	In Progress
1075014001	Wastewater Slip Lining FY15 Sub-Project	10,530,765	01-Nov-16	Completed
1075017001	Wastewater Slip Lining FY17 Sub-Project	TBD	TBD	On Hold
1075099999	Sub-Projects Completed Prior to FY17	12,346,191	Various	Completed
	Wastewater Slip Lining Master Project Total	\$25,983,597		
C10768000 - Low Pressure Sewer System (LPSS) Master Project				
1076800000	Project Development, Management & Oversight	\$6,085,387	Various	In Progress
1076817001	2203 Roosevelt St., Wimauma	24,193	21-Oct-16	Completed
1076817002	405 Inlet Rd, Ruskin	22,037	21-Oct-16	Completed
1076817003	207 Railroad St., Wimauma	23,537	30-Nov-16	Completed
1076817004	106 3rd Ave. SE, Ruskin	23,075	30-Nov-16	Completed
1076817005	5913 Bassa St., Wimauma	3,729	30-Nov-16	Completed
1076817006	5718 Camp St., Wimauma	24,758	30-Nov-16	Completed
1076817007	125 21ST Ave SW, Ruskin	25,151	27-Jan-17	Completed
1076817008	1203 Chesterfield Ave., Ruskin	24,574	03-Mar-17	Closeout
1076817009	610 Sheffield Ave., Wiamuma	TBD	TBD	On Hold
1076817010	601 4th Ave SW, Ruskin	23,952	06-Mar-17	Closeout
1076817011	1911 4th St SW, Ruskin	23,777	06-Mar-17	Completed
1076817012	308 4th St SE, Ruskin.	23,747	15-Mar-17	Closeout
1076817013	522 S. Domino Drive, Ruskin	24,038	17-May-17	Closeout
1076817014	1011 10th St SW, Ruskin	23,996	07-Mar-17	Completed
1076817015	627 Ocean Mist Ct, Ruskin	24,873	01-Mar-17	Completed
1076817016	2020 7th St, Wimauma	23,181	23-Mar-17	Closeout
1076817017	1801 W. Shell Point Dr, Ruskin	25,060	23-May-18	in PD&E
1076817018	5610 North St., Wimauma	23,387	23-Mar-17	Closeout
1076817019	414 2nd St. SW, Ruskin	23,921	20-Apr-17	Closeout
1076817020	231 24th Ave. SW, Ruskin	23,097	16-Apr-17	Closeout

WATER ENTERPRISE PROGRAM - WASTEWATER PROGRAM MASTER PROJECTS

Sub- <u>Project #</u>	<u>Sub-Project Title</u>	<u>Cost Estimate</u>	Estimated <u>Completion</u> <u>Date</u>	Project <u>Status</u>
1076817021	1411 Deidre Dr., Ruskin	22,897	11-Apr-17	Closeout
1076817022	5901 Vel St., Wimauma	23,223	13-Apr-17	Closeout
1076817023	5819 Bassa St., Wimauma	3,480	10-May-17	Closeout
1076817024	610 13th St. SW, Ruskin	TBD	23-May-18	in PD&E
1076817025	704 SW Oak St., Ruskin	23,853	23-May-18	in PD&E
1076817026	209 17th St. NW, Ruskin	26,471	08-May-17	Closeout
1076817027	404 11th St. SW, Ruskin	24,207	19-May-17	Closeout
1076817028	1210 Chesterfield Ave., Ruskin	24,041	11-May-17	Closeout
1076899999	Sub-Projects Completed Prior to FY17	14,537,878	Various	Completed
	Low Pressure Sewer System (LPSS) Master Project Total	\$21,205,516		

HISTORIC PRESERVATION MATCHING FUND PROGRAM - Project Number C77796000

FY12 - CYCLE 1

AIA-Tampa Bay Times	\$10,000
Friends of Plant Park	10,000
Friends of Riverwalk	120,000
Plant City Photo Archives & History Center	8,222
Tampa Bay History Center	4,852
TT Preservation Society - Marketing Plan	3,000
Ybor City Chamber	20,000
Ybor City Museum Society	9,600
Hillsborough Education Foundation (windows)	6,568
Hillsborough Lodge 325 Free & Accepted Masons	19,972
Italian Club Cemetery Restore & Rehabilitation	100,000
Tampa Theatre	150,000

FY12 - CYCLE 2

Tampa Downtown Partnership	\$13,584
MOSI Tree Grove	24,950
Broadway Development	250,000
Italian Club Cemetery (Mausoleum)	150,000
Michael Murphy (Ybor Casita Art Gallery)	34,000
St. James House of Prayer Episcopal Church	64,000
Tampa Realistic Artists	18,000
The Chiselers	249,200
Tyer Temple Lofts	52,000
Ybor City Museum Society - Al Lopez Museum	250,000

Total Funding - FY12 **\$1,567,947**

HISTORIC PRESERVATION MATCHING FUND PROGRAM - Project Number C77796000

FY13 - CYCLE 1

Tampa Bay History Center	\$7,899
The Friends of the Riverwalk, Inc. , Part II	99,500

FY13 - CYCLE 2

Atrium Restoration at the Historic Federal Courthouse	\$94,052
Florida Trust for Historic Preservation	30,000
Tampa Bay's Railroad History, Tampa Bay Times/News in Education (NIE) Supplement	13,000
Tampa Jewish Community Center South Campus	151,200

Total Funding FY13 **\$395,651**

FY14 - ONLY CYCLE

Lowry Park Zoo Lykes Florida Wildlife Center	\$50,000
Friends of Riverwalk Historic Monument Phase 3	50,000
Tampa Bay History Cntr-Macdill AFB Aircraft History	10,942
Fariss Building Rehabilitation	98,000
Lion's Eye Institute Lozano Building Window Replacement	146,250
St. Paul Lutheran Church Roof Replacement	50,000
The Oliva Cigar Factory Restoration	250,000
8-COUNT Production Rialto Theater Renovation	95,000
Central & Hanna Avenue Canopy Replacement	20,000
Tampa JCC Homer Hesterly Amory Window Restoration	100,000
Tampa Theatre Phase II - Storefront Window Improvements	150,000
Chiselers/Tampa Bay Hotel Window Restoration, Phase 2	250,000
Ybor Museum Soc. - Al Lopez Baseball Museum Exhibit Inst.	50,000

Total Funding FY14 **\$1,320,192**

HISTORIC PRESERVATION MATCHING FUND PROGRAM - Project Number C77796000

FY15 - ONLY CYCLE

Friends Of Riverwalk- Monument Trail Phase IV	\$50,000
Tampa Crossroads - Rose Manor Rehabilitation	83,500
Dream Center Of Tampa - Dream Center Gymnasium	97,500
Alan Kahana - VM Ybor Cigar Building	72,810
Friends Of Plant Park - Plant Park Irrigation	24,620
Lions Eye Institute - Lozano Building Main Staircase Replacement	99,500
Central Park Village Youth Services - St. Peter Claver School Revitalization	32,313
St Paul Lutheran Church - Restoration Project Phase II	18,250
Ybor Marti LLC - Ybor Marti Building	72,810
Ybor Patio LLC - Buchman Building Renovation	72,810

Total Funding FY15 **\$624,113**

FY16 - ONLY CYCLE

A2 LLC - Fariss Building Window and Façade Restoration	\$22,500
Franklin Street Group - Franklin Street Building Façade Renovation	9,787.50
Central Park Village Youth - St. Peter Claver School Revitalization Project (Annex)	78,000
Central Pk Village Youth - Ebenezer Missionary Baptist Church Revitalization Project	30,000
Centro Asturiano - Building Rehabilitation of Bathrooms	50,000
Cuban Club Foundation - Building Stabilization	147,000
Dream Center of Tampa II - Dream Center Gymnasium	60,850
KRM Group - Blake Estate Victorian Porch	20,000
Lions Eye Institute - Lozano Building Exterior Restoration	40,000
Sight BF Flats LLC - The Bootlegger Factory Flats Adaptive Reuse	23,000
Tampa JCC & Federation Inc. - Homer W. Hesterly Armory Tower	12,750
Temple Terrace Golf & County Club - Irrigation Restoration & Grounds Rehabilitation	25,000

HISTORIC PRESERVATION MATCHING FUND PROGRAM - Project Number C77796000

The Chisellers - Tampa Bay Hotel/Sealing the Envelope, Minaret	37,500
The Home Association - Renovation of the Old People's Home	60,000
The Italian Club Building - Preservation of Ybor City's Historic Gem: L'Unione Italiana	80,900
The Victory Ship - American Victory Guest Experience Enhancement Project	2,300
Total Funding FY16	\$699,588
Grand Total Funding Through FY16	\$4,607,491

CAPITAL ASSET PRESERVATION PROGRAM - Project Number C77815000

FY 16 Awards	Amount
The Tampa Bay Performing Arts Center, Inc. (dba Straz Center for the Performing Arts)	\$325,000
The Florida Aquarium	325,000
Tampa Bay History Center	325,000
Tampa Theatre, Inc.	325,000
Lowry Park Zoological Society of Tampa, Inc.	325,000
Glazer Children's Museum	219,408
Total Funding - FY 16 Awards	\$1,844,408
FY 17 Awards	Amount
The Tampa Bay Performing Arts Center, Inc. (dba Straz Center for the Performing Arts)	\$325,000
The Florida Aquarium	487,500
Tampa Bay History Center	487,500
Tampa Theatre, Inc.	325,000
Lowry Park Zoological Society of Tampa, Inc.	650,000
Total Funding - FY 17 Awards	\$2,275,000
Grand Total Funding Through FY 17	\$4,119,408

PUBLIC ART PROGRAM
ANNUAL PUBLIC ART PLAN - FY 18
RECOMMENDED PROJECT LIST AS APPROVED BY PUBLIC ART COMMITTEE ON JUNE 2, 2017

Countywide (General Fund) 10100

Project Name	FY 17 Plan Amount	Anticipated Expenses FY 17	FY 18 Adjustment	FY 18 Plan Balance Going Forward	Objective/ Design Approach	Estimated Completion
Arts Collection (Rotating)	\$45,145	\$0	\$0	\$45,145	Project funds used for art purchases for public areas of County Center and other County Facilities.	On-Going
Admin/Restoration/Maint	55,472	0	0	55,472	Funds used on an as-needed basis.	On-Going
Robert Saunders Library	0	0	3,400	3,400	Artwork complete. Lighting pending.	2016
Urban Core Art Partnership Project	390,000	(69,600)	0	320,400	Project consists of exterior sculpture to be placed in the Julian B. Lane Riverfront Park, in partnership with the City of Tampa.	2018
Uncommitted	0		10,525	10,525		
Total	\$490,617	(\$69,600)	\$13,925	\$434,942		

Unincorporated Funds 10200

Project Name	FY 17 Plan Amount	Anticipated Expenses FY 17	FY 18 Adjustment	FY 18 Plan Balance Going Forward	Objective/ Design Approach	Estimated Completion
TnC Commons Library	\$30,669	\$0	\$0	\$30,669	Exterior artwork for Shimberg Gardens Park.	TBD
TnC Commons Park	30,234	(8,000)	0	22,234	Combined with TnC Art Plaza.	TBD
Transitway Art	70,000	0	0	70,000	Exterior Art focused at roads & intersections. Possible projects may include murals associated with infrastructure such as water towers or water and wastewater plants. Mid-year adjustment made to move \$60,000 to Southshore Water Tower Art Project	TBD
Southshore Water Tower Art	60,000	(15,400)	0	44,600	New Project approved during mid-year 2017 as part of Transitway Art. Artwork by local artist to be applied to existing water tower at Hwy 41.	2017
Uncommitted	11,719		0	11,719		
Total	\$202,622	(\$23,400)	\$0	\$179,222		

Library District Funds 10405

Project Name	FY 17 Plan Amount	Anticipated Expenses FY 17	FY 18 Adjustment	FY 18 Project Balance Going Forward	Objective/ Design Approach	Estimated Completion
North Tampa Library	\$33,362	\$0	\$0	\$33,362	Interior or Exterior Art	2018
Seminole Library	13,240	(10,871)	(2,369)	0	Project Complete.	2017
Uncommitted	15,795		2,369	18,164		
Total	\$62,397	(\$10,871)	\$0	\$51,526		

PUBLIC ART PROGRAM
ANNUAL PUBLIC ART PLAN - FY 18
RECOMMENDED PROJECT LIST AS APPROVED BY PUBLIC ART COMMITTEE ON JUNE 2, 2017

CIT I Funds 10500						
Project Name	FY 17 Plan Amount	Anticipated Expenses FY 17	FY 18 Adjustment	FY 18 Plan Balance Going Forward	Objective/ Design Approach	Estimated Completion
Progress Village Complex	\$25,000	\$0	\$0	\$25,000	Entrance Enhancement/Exterior Art	2019
Mural Projects	82,000	0	0	82,000	Mural art at various areas across Hillsborough County.	TBD
Tampa Bay History Center Mural, a memorial for the USS Tampa	80,170	(3,000)	0	77,170	Glass Mosaic to be installed on exterior wall.	2018
Sulphur Springs Mural at Mann-Wagnon Park	20,000	0	0	20,000	Mural request is by a non-profit providing arts education. Work to be by students under a professional artist's supervision.	2018
C. Blythe Andrews Library	50,000	0	0	50,000	Interior/Exterior art at proposed new library.	2019
Uncommitted	0		0	0		
Total	\$257,170	(\$3,000)	\$0	\$254,170		

CIT II Funds 10501						
Project Name	FY 17 Plan Amount	Anticipated Expenses FY 17	FY 18 Adjustment	FY 18 Plan Balance Going Forward	Objective/ Design Approach	Estimated Completion
All People's Gym	\$6,178	\$0	\$0	\$6,178	Existing Artwork to be relocated.	2017
Brandon Regional Service Center	37,429	0	0	37,429	Interior Art	2018
Carrollwood Cultural Center	80,000	(50,266)	3,600	33,334	Exterior Art	2017
South Shore Regional Svc Center	32,041	0	(3,600)	28,441	Interior stained glass or wall-based art	2019
Town n Country Art Plaza	250,000	0	0	250,000	Exterior Art at Shimberg Gardens.	TBD
Uncommitted	17,905		0	17,270		
Total	\$423,553	(\$50,266)	\$0	\$372,652		

PUBLIC ART PROGRAM
ANNUAL PUBLIC ART PLAN - FY 18
RECOMMENDED PROJECT LIST AS APPROVED BY PUBLIC ART COMMITTEE ON JUNE 2, 2017

CIT III Funds 10502						
Project Name	FY 17 Plan Amount	Anticipated Expenses FY 17	FY 18 Adjustment	FY 18 Plan Balance Going Forward	Objective/ Design Approach	Estimated Completion
East County Courthouse/Resource Center (Plant City)	\$80,000	(\$2,541)	\$0	\$77,459	Exterior or Interior art at East County Complex.	2019
Seffner Mango Community Park	100,301	0	0	100,301	Exterior art reinforcing the area's sense of community.	2018
Transitway Art	400,000	0	(48,000)	352,000	Exterior Art focused at roads & intersections. Projects may include murals at infrastructure such as water towers or water/wastewater plants.	TBD
University Area Partnership Library	50,000	(2,400)	0	47,600	Interior Art at new Library.	2018
Urban Core Art Partnership Project	0	0	48,000	48,000	Additional funds for partnership project to cover additional costs.	2018
Uncommitted	<u>24,275</u>		<u>0</u>	<u>24,275</u>		
Total	\$654,576	(\$4,941)	\$0	\$649,635		

DEFINITIONS

ADA – Americans with Disabilities Act. There are projects in this document which specifically address ADA compliance. These projects enable handicapped access to County facilities.

AD VALOREM TAX - A tax levied in proportion (usually millage rates) to the assessed value of the property on which it is levied.

ALL YEARS BUDGET - Budgeting and reporting grant and capital project appropriations and expenditures from grant or project inception through the desired reporting period, as opposed to budgeting and reporting on a fiscal year basis. As a result, each year's budget only reflects that year's changes in funding, such as additional funds being added to a project budget or unneeded funds being subtracted from the budget.

APPROPRIATION - The legal authorization of funds granted by a legislative body, such as Hillsborough County's Board of County Commissioners, to make expenditures and to incur obligations for specific purposes. An appropriation is usually limited in amount and time duration. It is the act of appropriation that funds a budget.

BEGINNING FUND BALANCE - The Ending Fund Balance of the previous period. (See Ending Fund Balance definition.)

BOCC - Hillsborough County Board of County Commissioners

BOND - Written evidence of the issuer's obligation to repay a specified principal amount on a certain date (maturity date), together with interest at a stated rate, or according to a formula for determining that rate.

BUDGET FY 18 - Funds authorized by the BOCC for fiscal year 2018.

CAPITAL BUDGET - The financial plan of capital project expenditures for the fiscal year beginning October 1. It incorporates anticipated revenues and appropriations included in the first year of

the five or six-year Capital Improvement Program (CIP). The Capital Budget is adopted by the BOCC as a part of the annual County Budget.

CAPITAL IMPROVEMENTS ELEMENT (CIE) - An element of the Comprehensive Plan which identifies the revenues, costs, and location of the six public facility types required by concurrency: Parks, Solid Waste, Stormwater, Transportation, Water, and Wastewater based on service level standards and the land use plan adopted by the BOCC.

CAPITAL IMPROVEMENT PROGRAM (CIP) - The financial plan of approved capital projects, their timing, and cost over a six-year period in the first year of a biennial budget, and over a five-year period in the second year of a biennial budget. The CIP is designed to meet County infrastructure needs in a responsive and efficient manner. It includes projects which are, or will become the property of Hillsborough County, as well as, projects that although are not owned by the County, will be part of a joint project agreement.

CAPITAL PROJECT - Funds budgeted/expended for the acquisition, construction, reconstruction, initial fixtures and equipment, renovation, rehabilitation, and replacement of a facility or a major component of a facility, with a life expectancy of at least five years, and any land, design, feasibility studies, engineering studies, and engineering costs related thereto. To be included in the CIP, a project must have a definite scope of work, timeframe, and cost estimate.

COMMUNITY INVESTMENT TAX (CIT) - A discretionary half cent sales surtax approved by the voters to finance general government, public safety, educational and other facilities in Hillsborough County and the cities of Tampa, Plant City and Temple Terrace.

DEBT SERVICE – Dollars required to re-pay funds borrowed by means of issuance of bonds or through a bank loan. The components of debt service typically include an amount to repay a portion of the

DEFINITIONS

principal amount borrowed as well as interest on the remaining outstanding (unpaid) principal balance.

DEFEASANCE - is a financing tool by which outstanding bonds may be retired without a bond redemption or implementing an open market buy-back. Cash is used to purchase government securities. The principal of and interest earned on the securities are sufficient to meet all payments of principal and interest on the outstanding bonds as they become due. If the defeasance is consistent with generally accepted accounting principles and complies with the outstanding bond document requirements, the bonds will no longer be treated as debt for accounting purposes nor for purposes of computing any statutory or constitutional debt limitation.

DEVELOPMENT OF REGIONAL IMPACT (DRI) - A property development of large size which, based on state mandated thresholds is likely to impact more than one county.

ELAPP – Environmental Lands Acquisition and Protection Program.

ENCUMBRANCE - Legal commitment of budgeted funds set aside for the payments of outstanding contractual obligations.

ENDING FUND BALANCE - Funds carried over at the end of the fiscal year. Within a fund, the revenue on hand at the beginning of the fiscal year plus revenues received during the year less expenses equals ending fund balance.

ENTERPRISE FEES – Enterprise fees are charges for services imposed on users of facilities of the two programs funded through enterprise funds - Solid Waste and Water/Wastewater/Reclaimed Water. Use of these revenues is restricted to operating, maintaining or building new infrastructure for the respective service for which the fee is being collected.

ENTERPRISE FUND - A fund used to account for operations that are financed and operated in a manner similar to private business enterprises wherein the stated intent is that the costs (including depreciation) of providing goods and services be financed from revenues recovered primarily through user fees.

FISCAL YEAR 2018 (FY 18) - The 12-month fiscal period beginning October 1, 2017 and ending September 30, 2018. It can also be referred to or shown as FY 18.

FUND - An accounting entity used to record cash and other financial resources as well as an offsetting amount of liabilities and other uses. The resources and uses are segregated from other resources and uses for the purpose of carrying on specific activities or attaining specific objectives in accordance with special regulations, restrictions, or limitations.

FUTURE - Capital funding requirement identified for a project beyond the CIP FY 18 – FY 23 planning horizon.

GENERAL REVENUES - This revenue category includes funding from ad valorem taxes, communication services tax, state revenue sharing and half-cent local government sales tax.

IMPACT FEES - A type of charge for services which is assessed on new construction in order to support specific new demands on a given type of infrastructure, e.g., transportation, schools, parks, and fire protection.

INFRASTRUCTURE - Infrastructure is a permanent installation such as a building, road, or water transmission system that provides public services.

LEVEL OF SERVICE - An indicator of the extent or degree of service provided by or proposed to be provided by a facility included in the Capital Improvements Element (CIE) of the Comprehensive Plan

DEFINITIONS

based on and related to the operational characteristics of the facility. The six public facility types in the Capital Improvements Element of the Comprehensive Plan are: Parks, Solid Waste, Stormwater, Transportation, Water, and Wastewater. The Level of service shall indicate the capacity per unit of demand for each public facility. (FL Administrative Code, Rule 9J-5.003 (47), Vol. 4, Page 973).

LEVEL OF SERVICE IMPACT - Impact on adopted levels of service of the six types of facilities in the Capital Improvements Element (CIE) are coded as follows: (M) the repair, remodeling, renovation or replacement of an existing County facility that will maintain levels of service in the Comprehensive Plan; (E) construction of a new facility or expansion of an existing facility that will reduce deficiencies in the levels of service in the Comprehensive Plan; (F) construction of a new facility or expansion of an existing facility is needed to meet levels of service from new development; (N/A) indicates the project or facility type is not covered by the CIE.

MASTER ACCOUNT - A Master Account is an account that is funded to repair and or replace equipment at various locations within the Water, Wastewater and Reclaimed Water Programs. The anticipated dollars associated with the repair and replacement of equipment at various facilities are grouped according to types and placed in a master account to allow for a more efficient method of handling repair and replacement needs as they arise. Needs are identified at the beginning of the year and are then prioritized throughout out the year to insure that the system is in good working condition.

MILL - A mill is .001 of one dollar, or 1/10th of one cent per dollar.

MILLAGE RATE - A rate per one thousand dollars of taxable property value which, when multiplied by the taxable value, yields the property tax billing for a given parcel.

MISCELLANEOUS (FUNDING SOURCE) - Revenues other than those received from standard sources such as taxes, licenses and permits, grants, and user fees.

MOBILITY FEES – Mobility Fees are a one-time charge on new development to pay for offsite transportation improvements that are necessitated by new development. On April 26, 2016 the Board of County Commissioners adopted the Mobility Fee Ordinance that would replace the current transportation impact fees and transportation concurrency. The Mobility Fee Program became effective January 1, 2017.

MUNICIPAL SERVICES TAXING UNIT (MSTU) - The taxing district which is comprised of all of the unincorporated area of the County. It provides services typically provided by a municipality (e.g., Sheriff's patrol, paramedic services, fire protection, parks and recreation, code enforcement, and road network maintenance) to the residents and businesses in the unincorporated area. The services are financed primarily by an ad valorem tax levied on all taxable property located in the unincorporated area.

NEW PROJECT - A capital project that has not been previously approved by the Board of County Commissioners.

OPERATING COST IMPACT – Unless otherwise stated the operating cost impact reflected on the project's detail page represents the estimated additional annual recurring cost of maintaining the new facility / infrastructure, including any additional personnel required to operate the new facility.

PD&E - The Preliminary Design and Engineering (PD&E) phase of a project consist of studies that provide a project scope and schedule together with its estimated costs, benefits and alternative analysis. The study includes safety considerations, cost benefit analysis and environmental studies consistent with the County's Strategic Plan and

DEFINITIONS

Capital Improvement Element. This project phase includes required public meetings to determine the impact to the community.

PRE-PD&E PROJECTS – Capital projects that have not completed Preliminary Design and Engineering. It is after PD&E that the general scope and land requirements have been identified in sufficient detail to develop sound cost and project duration estimates. As a result, the cost and date estimates associated with projects classified as pre-PD&E are still tentative and subject to change.

PRIOR REVENUES / PRIOR EXPENSES – As of the FY 16 – FY 21 CIP, all programs have been converted to annual budgeting vs. all-years budgeting that has been used in the past. Since all programs have converted to annual budgeting, this column contains an estimate of total revenues or total expenditures from project inception through September 30, 2017.

POST-PD&E PROJECTS – Capital projects that have completed Preliminary Design and Engineering (PD&E). It is after PD&E that the general scope and land requirements have been identified in sufficient detail to develop sound cost and project duration estimates. As a result, the cost and date estimates associated with projects classified as post-PD&E are more definitive and represent the information against which project progress is measured.

PROJECT COMPLETION DATE - This is the date the project will be available to the user for its intended purpose but there may be some outstanding financial issues pending such as outstanding invoices, contractual or legal disputes.

PROJECT DESCRIPTION - Brief explanation of each project's purpose and work scope.

RESERVES AND REFUNDS - Included in this category are funds required to meet both anticipated and unanticipated needs: the balance of anticipated earmarked revenues not required for operation in the budget year; estimated reimbursements to organizations, state, or federal governments for revenues received and not spent, and those required to be set aside by bond covenants.

SWFWMD - Southwest Florida Water Management District

TEA-21 - Transportation Equity Act for the 21st Century. Federal program which provides federal funds to assist local jurisdictions with their transportation improvements. Formerly known as ISTEA.

TRANSFERS - Due to legal or other restrictions, monies collected in one fund may need to be expended in other funds. A transfer is accomplished through Transfers-In (a source of funds) for the recipient fund and an equal Transfer-Out (a use of funds) for the donor fund. When a transfer occurs between different funds, it is known as an Interfund Transfer. When it occurs between the restricted and unrestricted portions of the same fund, it is known as an Intrafund Transfer.

USER FEES - Charges for a specific governmental service that cover the cost of providing that service to the user, such as building permits, animal license fees and park fees.

PLANNING AREAS WITH COMMISSIONER DISTRICTS



Hillsborough County, Florida

601 E. Kennedy Blvd
Tampa, FL 33602
(813) 272-5810
printroom@hillsboroughcounty.org

Legend

Planning Areas	County Commission Districts
Apollo Beach, 23	1
Balm, 21	Urban Service Area Boundary
Boyette, 19	Incorporated Areas
Brandon, 15	Tampa, 26
Citrus Park Village, 2	Plant City, 25
East Lake Orient Park, 11	Temple Terrace, 27
East Rural, 9	
Egypt Lake, 31	
Gibsonton, 18	
Greater Carrollwood Northdale, 4	
Greater Palm River, 17	
Keystone Odessa, 1	
Little Manatee South, 28	
Lutz, 5	
Northwest Hillsborough, 30	
Riverview, 16	
Ruskin, 24	
Seffner Mango, 12	
South Rural, 29	
Sun City Center, 22	
Thonotosassa, 10	
Town and Country, 3	
University Area Community, 6	
Valrico, 13	
Wimauma, 32	



Locator Map



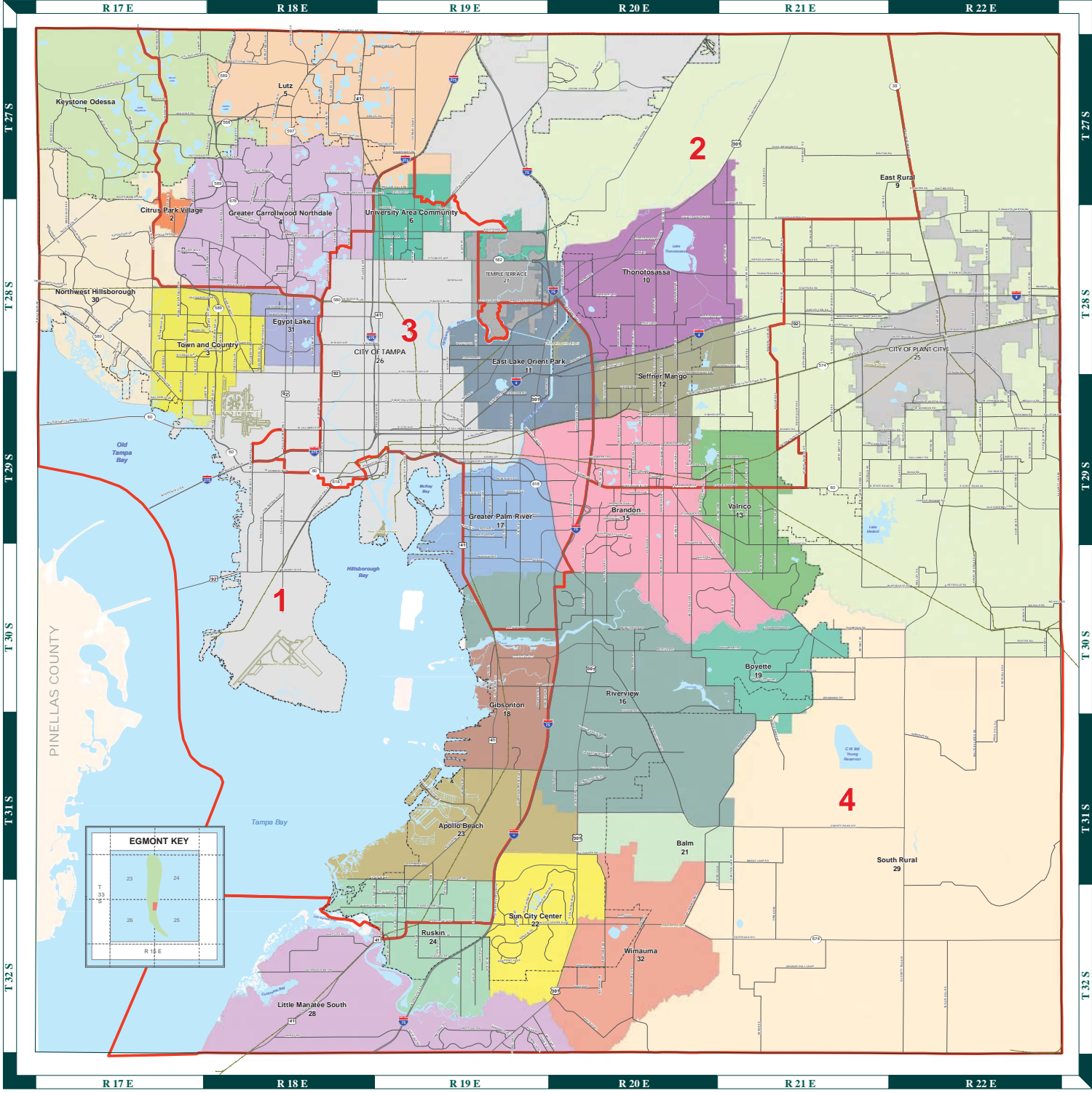
Planning Areas April 2012

NOTE: Every reasonable effort has been made to assure the accuracy of this map. Hillsborough County does not assume any liability arising from use of this map. THIS MAP IS PROVIDED WITHOUT WARRANTY OF ANY KIND, either expressed or implied, including, but not limited to, the implied warranties of merchantability and fitness for a particular purpose.

SOURCE: This map has been prepared for the inventory of real property found within Hillsborough County and is compiled from recorded deeds, plats, and other public records; it has been based on BEST AVAILABLE data.

Users of this map are hereby notified that the aforementioned public primary information sources should be consulted for verification of the information contained on this map.

Author: Ralph E. Spaight
File Name: Proj\PlanningAreaDistricts\BudgetPlanAreas_EL.mxd
Date: April 5, 2012



Hillsborough County FIRE IMPACT FEE ZONES 2008

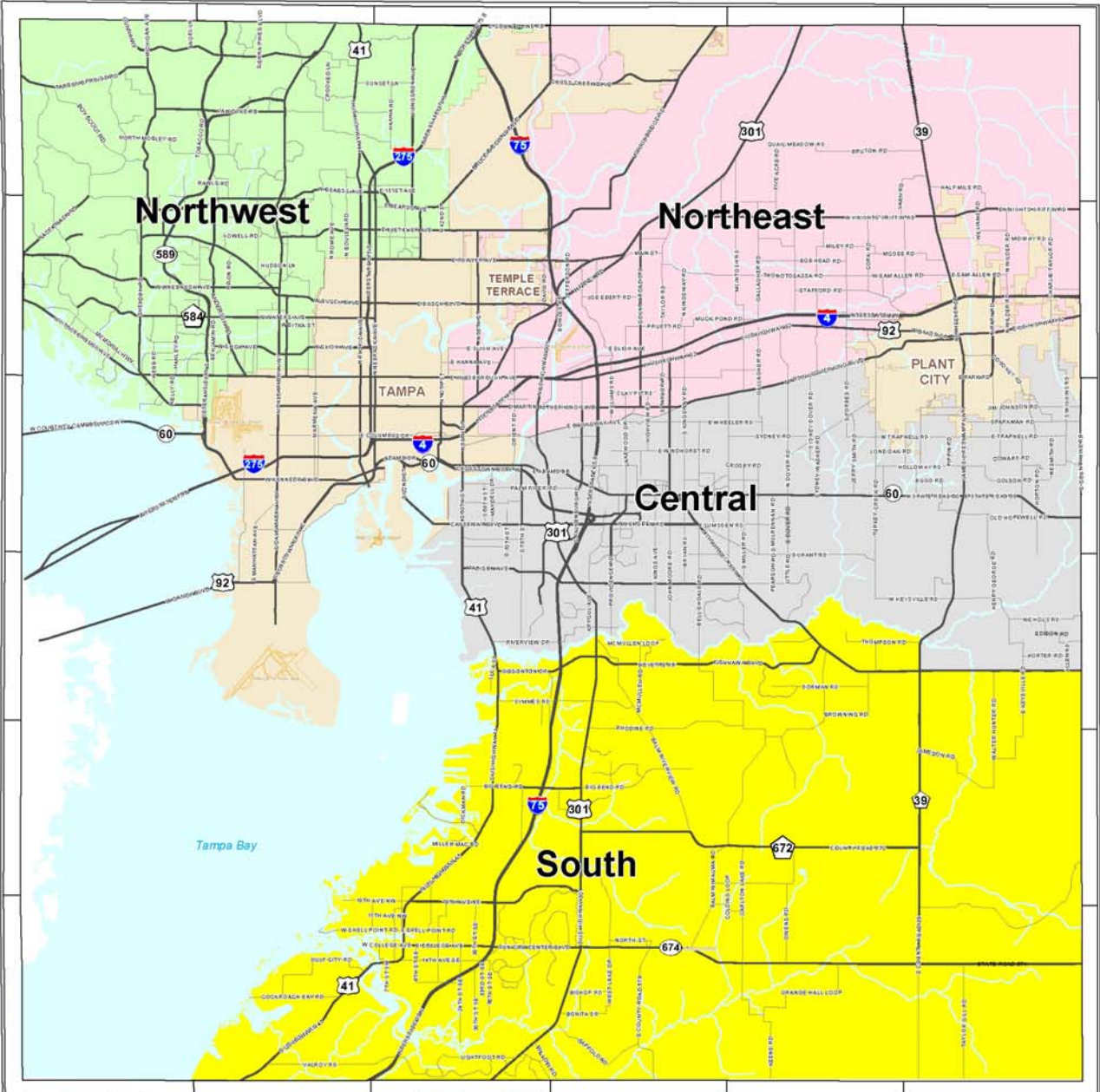
Impact Fee Zones

FIRE

-  Central
-  Northeast
-  Northwest
-  South
-  Incorporated Areas



Hillsborough County
Florida
Administrative Services Division
Planning & Growth Management Department.
IMPACT FEE PROGRAM



File: G:/Proj/ImpactFeeProgram/FIREIFZones BL.mxd, Date: March 2008

Hillsborough County PARK IMPACT FEE ZONES

2008

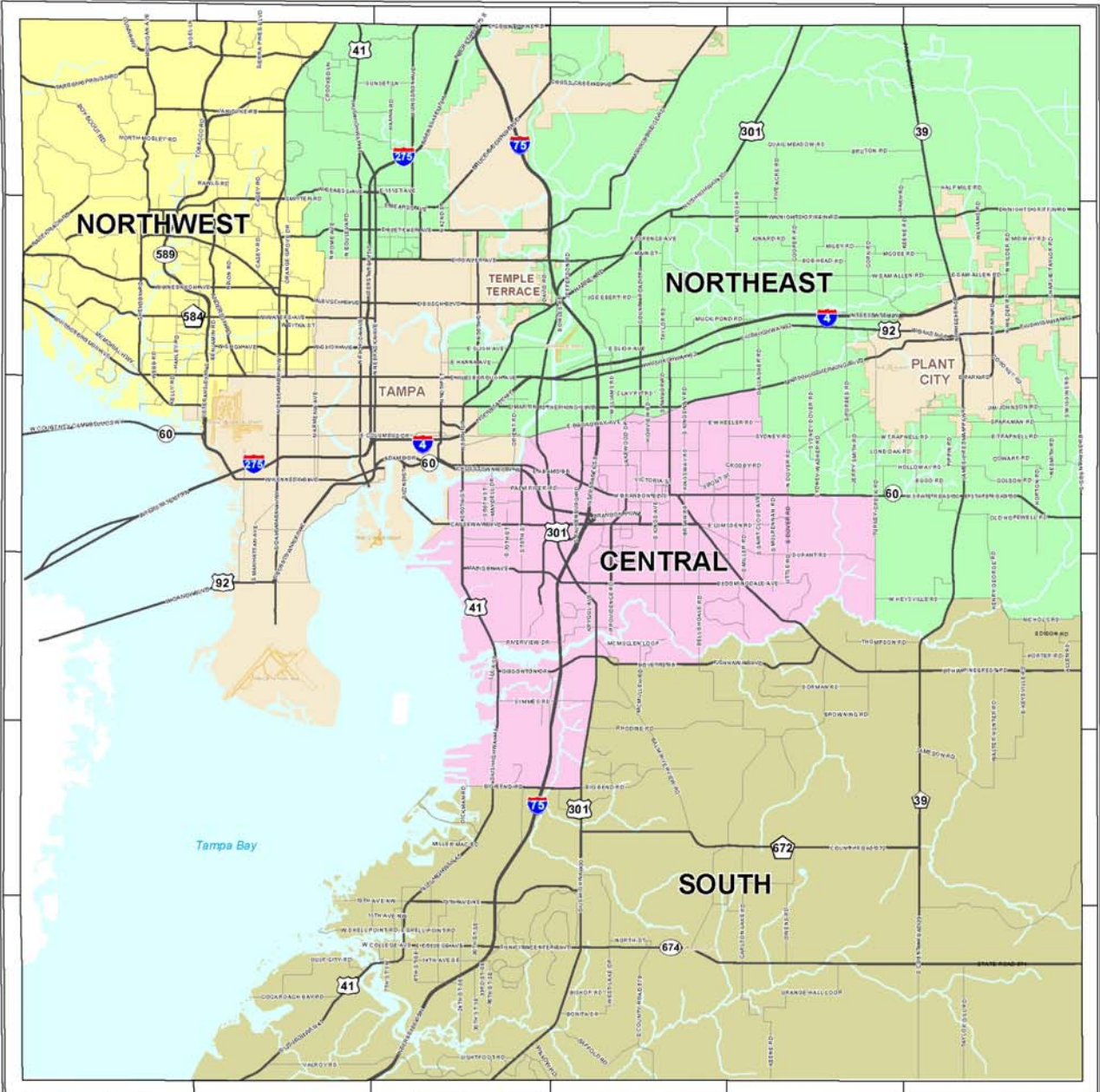
Impact Fee Zones

PARK

-  CENTRAL
-  NORTHEAST
-  NORTHWEST
-  SOUTH
-  Incorporated Areas



Hillsborough County
Florida
Administrative Services Division
Planning & Growth Management Department.
IMPACT FEE PROGRAM



File: G:\Proj\ImpactFeeProgram\PARK_IFZones_BI.mxd Date: March 2008

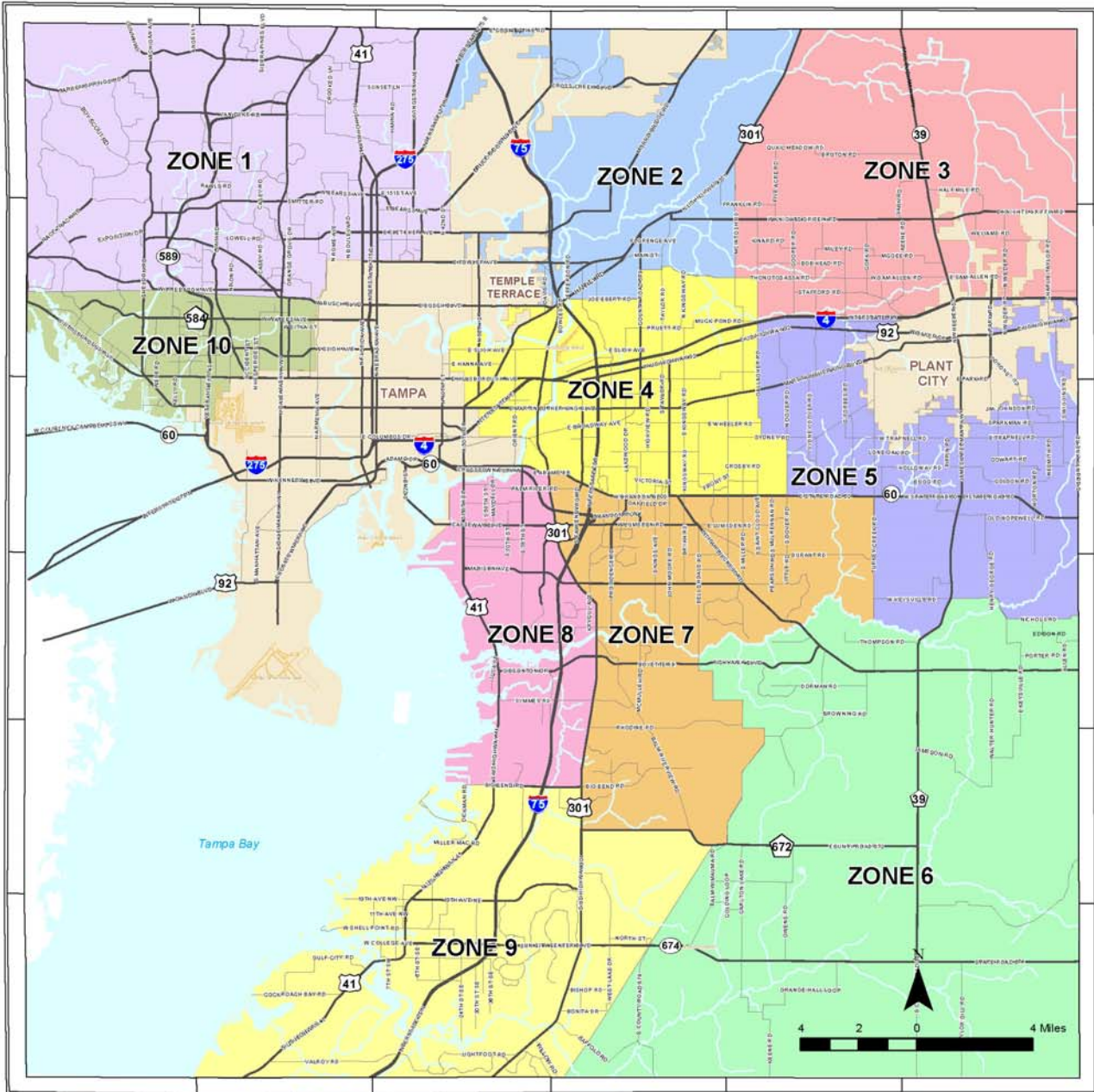
Hillsborough County TRANSPORTATION IMPACT FEE ZONES 2008

Impact Fee Zones TRANSPORTATION

-  ZONE 1
-  ZONE 10
-  ZONE 2
-  ZONE 3
-  ZONE 4
-  ZONE 5
-  ZONE 6
-  ZONE 7
-  ZONE 8
-  ZONE 9
-  Incorporated Areas



Administrative Services Division
Planning & Growth Management Department.
IMPACT FEE PROGRAM



File: G:/Proj/ImpactFeeProgram/TRANSP_IFZones_BL.mxd, Date: March 2008

HILLSBOROUGH COUNTY MOBILITY FEE BENEFIT DISTRICT

Public Works Department

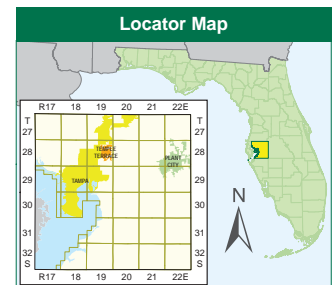
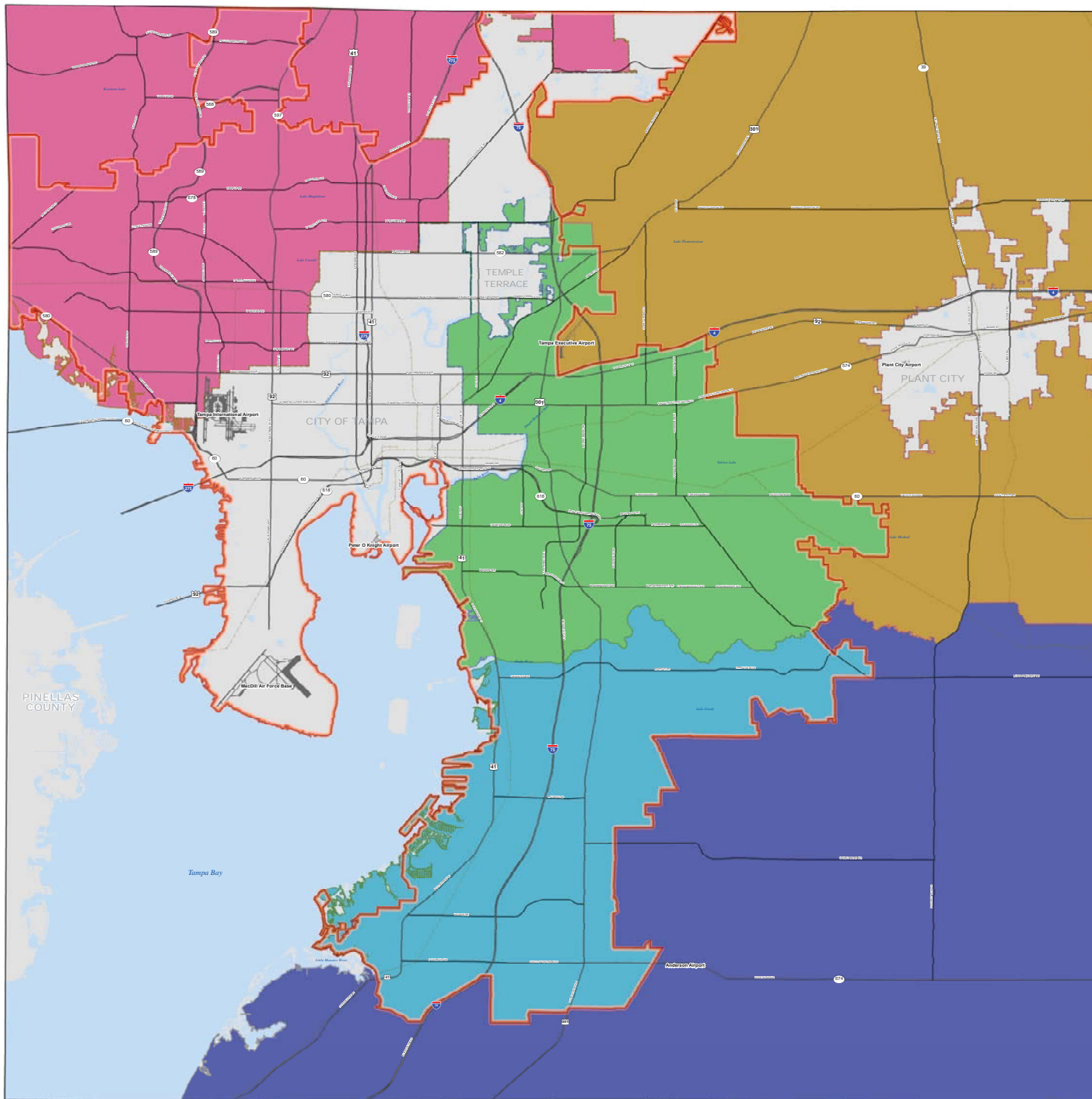


Legend

Urban Service Area

Mobility Fee Benefit District

- 1
- 2
- 3
- 4
- 5



NOTE: Every reasonable effort has been made to assure the accuracy of this map. Hillsborough County does not assume any liability arising from use of this map. THIS MAP IS PROVIDED WITHOUT WARRANTY OF ANY KIND, either expressed or implied, including, but not limited to, the implied warranties of merchantability and fitness for a particular purpose.

SOURCE: This map has been prepared for the inventory of real property found within Hillsborough County and is compiled from recorded deeds, plats, and other public records; it has been based on BEST AVAILABLE data.

Users of this map are hereby notified that the aforementioned public primary information sources should be consulted for verification of the information contained on this map.

601 E Kennedy Blvd
Tampa, FL 33602
(813) 272-5810
printroom@hillsboroughcounty.org

